



Program and Programming Style

The material for this lecture is drawn, in part, from
The Practice of Programming (Kernighan & Pike) Chapter 1

For Your Amusement



Any fool can write code that a computer can understand.
Good programmers write code that humans can understand.

-- Martin Fowler

Good code is its own best documentation. As you're about to add a comment, ask yourself, "How can I improve the code so that this comment isn't needed?"

-- Steve McConnell

Programs must be written for people to read, and only incidentally for machines to execute.

-- Abelson / Sussman

Goals of this Lecture



Help you learn about:

- Good **program** style
- Good **programming** style

Why?

- A well-styled program is more likely to **be correct** than a poorly-styled program
- A well-styled program is more likely to **stay correct** (i.e. is more maintainable) than a poorly-styled program
- A power programmer knows the qualities of a well-styled program, and how to compose one quickly

Agenda



Program style

- Qualities of a good program

Programming style


- How to write a good program quickly



Motivation for Program Style

Who reads your code?

- The compiler
- Other programmers



```
typedef struct{double x,y,z}vec;vec U,black,amb={.02,.02,.02};struct sphere{ vec
cen,color;double rad,kd,ks,kt,kl,ir}*s,*best,sph[]={0.,6.,.5,1.,1.,1.,.9,
.05,.2,.85,0.,1.7,-1.,8.,-.5,1.,.5,.2,1.,.7,.3,0.,.05,1.2,1.,8.,-.5,.1,.8,.8,
1.,.3,.7,0.,.0,1.2,3.,-6.,15.,1.,.8,1.,7.,0.,.0,.0,.6,1.5,-3.,-3.,12.,.8,1.,
1.,5.,0.,.0,.0,.5,1.5,};yx;double u,b,tmin,sqrt(),tan();double vdot(A,B)vec A
,B;{return A.x*B.x+A.y*B.y+A.z*B.z;}vec vcomb(a,A,B)double a;vec A,B;{B.x+=a*
A.x;B.y+=a*A.y;B.z+=a*A.z;return B;}vec vunit(A)vec A;{return vcomb(1./sqrt(
vdot(A,A)),A,black);}struct sphere*intersect(P,D)vec P,D;{best=0;tmin=1e30;s=
sph+5;while(s--sph)b=vdot(D,U=vcomb(-1.,P,s-cen)),u=b*b-vdot(U,U)+s-rad*s -
rad,u=u0?sqrt(u):1e31,u=b-u1e-7?b-u:b+u,tmin=u=1e-7&&u<tmin?best=s,u: tmin;return
best;}vec trace(level,P,D)vec P,D;{double d,eta,e;vec N,color; struct
sphere*s,*l;if(!level--)return black;if(s=intersect(P,D));else return
amb;color=amb;eta=s-ir;d= -vdot(D,N=vunit(vcomb(-1.,P=vcomb(tmin,D,P),s-cen
)));if(d<0)N=vcomb(-1.,N,black),eta=1/eta,d= -d;l=sph+5;while(l--sph)if((e=1 -
kl*vdot(N,U=vunit(vcomb(-1.,P,l-cen))))0&&intersect(P,U)==l)color=vcomb(e ,l-
color,color);U=s-color;color.x*=U.x;color.y*=U.y;color.z*=U.z;e=1-eta* eta*(1-
d*d);return vcomb(s-kt,e0?trace(level,P,vcomb(eta,D,vcomb(eta*d-sqrt
(e),N,black))):black,vcomb(s-ks,trace(level,P,vcomb(2*d,N,D)),vcomb(s-kd,
color,vcomb(s-kl,U,black))));}main(){printf("%d %d\n",32,32);while(yx<32*32)
U.x=yx%32-32/2,U.z=32/2-yx++/32,U.y=32/2/tan(25/114.5915590261),U=vcomb(255.,
trace(3,black,vunit(U)),black),printf("%.0f %.0f %.0f\n",U);}
```

This is a working ray tracer! (courtesy of Paul Heckbert)

Motivation for Program Style



Why does program style matter?

- Correctness
 - The clearer a program is, the more likely it is to be correct
- Maintainability
 - The clearer a program is, the more likely it is to **stay** correct over time

Good program \approx clear program



Choosing Names

Use descriptive names for globals and functions

- E.g., `display`, `CONTROL`, `CAPACITY`

Use concise names for local variables

- E.g., `i` (not `arrayIndex`) for loop variable

Use case judiciously

- E.g., `Stack_push` (Module_function)
`CAPACITY` (constant)
`buf` (local variable)

Use a consistent style for compound names

- E.g., `frontsize`, `frontSize`, `front_size`

Use active names for functions that do something

- E.g., `getchar()`, `putchar()`, `Check_octal()`, etc.

Not necessarily for functions that are something: `sin()`, `sqrt()`

Length of name
≈ proportional to
scope of variable



Using C Idioms

Use C idioms

- Example: Set each array element to 1.0.
- Bad code (complex for no obvious gain)

```
i = 0;
while (i <= n-1)
    array[i++] = 1.0;
```

- Good code (not because it's vastly simpler—it isn't!—but because it uses a standard idiom that programmers can grasp at a glance)

```
for (i = 0; i < n; i++)
    array[i] = 1.0;
```

- Don't feel obliged to use C idioms that decrease clarity

Revealing Structure: Expressions



Parenthesize for correctness and to resolve ambiguity

- Example: read and print character until end-of-file
- Broken code

```
while (c = getchar() != EOF)
    putchar(c);
```

- Working, idiomatic code

```
while ((c = getchar()) != EOF)
    putchar(c);
```

iClicker Question

Q: Does the following code work to check if integer n satisfies $j < n < k$?

```
if (j < n && n < k)
```

- A. No, needs to be `if ((j < n) && (n < k))`
- B. Correct, but I'd parenthesize anyway
- C. Correct, and I'd leave it alone

Revealing Structure: Expressions



Parenthesize for correctness and to resolve ambiguity

- Example: Check if integer n satisfies $j < n < k$
- Common code

```
if (j < n && n < k)
```

- Clearer code (maybe)

```
if ((j < n) && (n < k))
```

It's clearer *depending* on whether your audience can be trusted to know the precedence of all the C operators.
Use your judgment on this!

iClicker Question

Q: Does the following code work to check if integer n satisfies $j < n < k$?

```
if (!(n >= k) || (n <= j))
```

- A. No, incorrect
- B. Not sure – I can't be expected to apply DeMorgan's laws during a 10 AM lecture
- C. Correct, but I'd never write such a monstrosity

Revealing Structure: Expressions



Use natural form of expressions

- Example: Check if integer n satisfies $j < n < k$
- Bad code

```
if (!(n >= k) || (n <= j))
```

- Good code

```
if ((j < n) && (n < k))
```

- Conditions should read as you'd say them aloud
 - Not "Conditions shouldn't read as you'd never say them in other than a purely internal dialog!"

Revealing Structure: Expressions



Break up complex expressions

- Example: Identify chars corresponding to months of year
- Bad code

```
if ((c == 'J') || (c == 'F') || (c ==  
'M') || (c == 'A') || (c == 'S') || (c  
== 'O') || (c == 'N') || (c == 'D'))
```

- Good code – lining up things helps

```
if ((c == 'J') || (c == 'F') ||  
    (c == 'M') || (c == 'A') ||  
    (c == 'S') || (c == 'O') ||  
    (c == 'N') || (c == 'D'))
```

- Very common, though, to elide parentheses

```
if (c == 'J' || c == 'F' || c == 'M' ||  
    c == 'A' || c == 'S' || c == 'O' ||  
    c == 'N' || c == 'D')
```



Revealing Structure

```
if (c == 'J' || c == 'F' || c == 'M' ||  
    c == 'A' || c == 'S' || c == 'O' ||  
    c == 'N' || c == 'D')  
    do_this();  
else  
    do_that();
```

Perhaps better in this case: a switch statement

```
switch (c) {  
    case 'J': case 'F': case 'M':  
    case 'A': case 'S': case 'O':  
    case 'N': case 'D':  
        do_this();  
        break;  
    default:  
        do_that();  
}
```



Revealing Structure: Spacing

Use readable/consistent spacing

- Example: Assign each array element $a[j]$ to the value j .
- Bad code

```
for (j=0;j<100;j++) a[j]=j;
```

- Good code

```
for (j = 0; j < 100; j++)  
    a[j] = j;
```

- Often can rely on auto-indenting feature in editor

Revealing Structure: Indentation



Use readable/consistent/correct indentation

- Example: Checking for leap year (does Feb 29 exist?)

```
legal = TRUE;
if (month == FEB)
{  if ((year % 4) == 0)
    if (day > 29)
        legal = FALSE;
    else
        if (day > 28)
            legal = FALSE;
}
```

Does this code work?

```
legal = TRUE;
if (month == FEB)
{  if ((year % 4) == 0)
    {  if (day > 29)
        legal = FALSE;
    }
    else
    {  if (day > 28)
        legal = FALSE;
    }
}
```

Does this code work?



Revealing Structure: Indentation

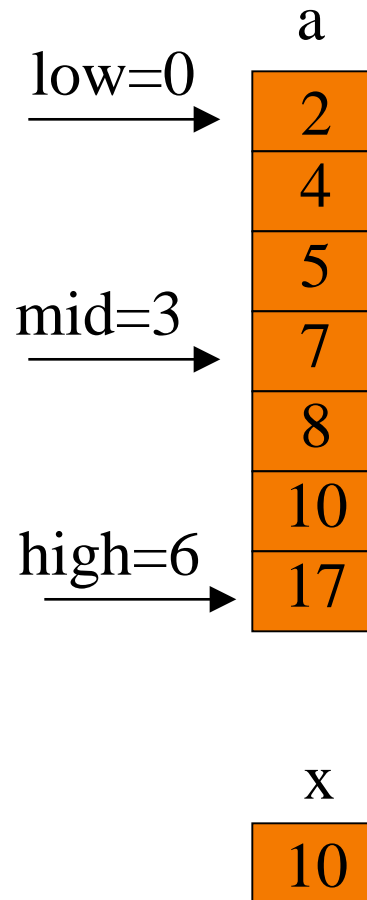
Use “else-if” for multi-way decision structures

- Example: Comparison step in a binary search.
- Bad code

```
if (x < a[mid])
    high = mid - 1;
else
    if (x > a[mid])
        low = mid + 1;
    else
        return mid;
```

- Good code

```
if (x < a[mid])
    high = mid - 1;
else if (x > a[mid])
    low = mid + 1;
else
    return mid;
```



Revealing Structure: “Paragraphs”



Use blank lines to divide the code into key parts

```
#include <stdio.h>
#include <stdlib.h>

/* Read a circle's radius from stdin, and compute and write its
   diameter and circumference to stdout. Return 0 if successful. */

int main(void)
{
    const double PI = 3.14159;
    int radius;
    int diam;
    double circum;

    printf("Enter the circle's radius:\n");
    if (scanf("%d", &radius) != 1)
    {
        fprintf(stderr, "Error: Not a number\n");
        exit(EXIT_FAILURE); /* or: return EXIT_FAILURE; */
    }
    ...
}
```

Revealing Structure: “Paragraphs”



Use blank lines to divide the code into key parts

```
diam = 2 * radius;
circum = PI * (double)diam;

printf("A circle with radius %d has diameter %d\n",
      radius, diam);
printf("and circumference %f.\n", circum);

return 0;
}
```



Composing Comments

Master the language and its idioms

- Let the code speak for itself
- And then...

Compose comments that add new information

```
i++; /* Add one to i. */
```

Comment paragraphs of code, not lines of code

- E.g., “Sort array in ascending order”

Comment global data

- Global variables, structure type definitions, field definitions, etc.

Compose comments that agree with the code!!!

- And change as the code itself changes!!!

Composing Comments



Comment sections (“paragraphs”) of code, not lines of code

```
#include <stdio.h>
#include <stdlib.h>

/* Read a circle's radius from stdin, and compute and write its
   diameter and circumference to stdout. Return 0 if successful. */

int main(void)
{
    const double PI = 3.14159;
    int radius;
    int diam;
    double circum;

    /* Read the circle's radius. */
    printf("Enter the circle's radius:\n");
    if (scanf("%d", &radius) != 1)
    {
        fprintf(stderr, "Error: Not a number\n");
        exit(EXIT_FAILURE); /* or: return EXIT_FAILURE; */
    }

    ...
}
```

Composing Comments



```
/* Compute the diameter and circumference. */  
diam = 2 * radius;  
circum = PI * (double)diam;  
  
/* Print the results. */  
printf("A circle with radius %d has diameter %d\n",  
       radius, diam);  
printf("and circumference %f.\n", circum);  
  
return 0;  
}
```

Composing Function Comments



Describe **what a caller needs to know** to call the function properly

- Describe **what the function does**, not **how it works**
- Code itself should clearly reveal how it works...
- If not, compose “paragraph” comments within definition

Describe **input**

- Parameters, files read, global variables used

Describe **output**

- Return value, parameters, files written, global variables affected

Refer to parameters **by name**

Composing Function Comments



Bad function comment

```
/* decomment.c */

/* Read a character. Based upon the character and
the current DFA state, call the appropriate
state-handling function. Repeat until
end-of-file. */

int main(void)
{
    ...
}
```

Describes how the function works

Composing Function Comments



Good function comment

```
/* decomment.c */

/* Read a C program from stdin. Write it to
   stdout with each comment replaced by a single
   space. Preserve line numbers. Return 0 if
   successful, EXIT_FAILURE if not. */

int main(void)
{
    ...
}
```

- Describes **what the function does**



Using Modularity

Abstraction is the key to managing complexity

- Abstraction is a tool (the only one?) that people use to understand complex systems
- Abstraction allows people to know *what* a (sub)system does without knowing *how*

Proper modularity is the manifestation of abstraction

- Proper modularity makes a program's abstractions explicit
- Proper modularity can dramatically increase clarity
 - ⇒ Programs should be modular

However

- *Excessive* modularity can *decrease* clarity!
- *Improper* modularity can *dramatically decrease* clarity!!!
 - ⇒ Programming is an art



Modularity Examples

Examples of **function**-level modularity

- Character I/O functions such as `getchar()` and `putchar()`
- Mathematical functions such as `sin()` and `gcd()`
- Function to sort an array of integers

Examples of **file**-level modularity

- Assignment 3.
- And all the other assignments.

Program Style Summary



Good program \approx clear program

Qualities of a clear program

- Uses appropriate names
- Uses common idioms
- Reveals program structure
- Contains proper comments
- Is modular

Agenda



Program style

- Qualities of a good program

Programming style

- How to write a good program quickly



Bottom-Up Design

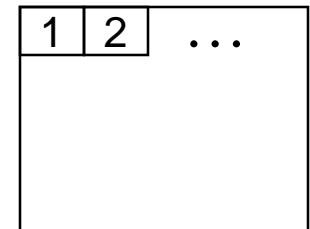
Bottom-up design ☹️

- Design one part of the system in detail
- Design another part of the system in detail
- Combine
- Repeat until finished

Bottom-up design in painting

- Paint part of painting in complete detail
- Paint another part of painting in complete detail
- Combine
- Repeat until finished
- *Unlikely to produce a good painting*

(except sometimes: see the movie “Tim’s Vermeer”)

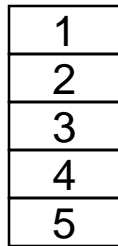




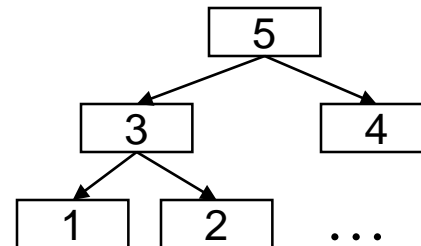
Bottom-Up Design

Bottom-up design in programming

- Compose part of program in complete detail
- Compose another part of program in complete detail
- Combine
- Repeat until finished
- *Unlikely to produce a good program*



...



Top-Down Design



Top-down design 😊

- Design entire product with minimal detail
- Successively refine until finished

Top-down design in painting

- Sketch the entire painting with minimal detail
- Successively refine until finished



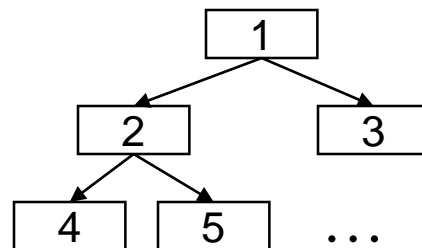


Top-Down Design

Top-down design in **programming**

- Define main() function in pseudocode with minimal detail
- Refine each pseudocode statement
 - Small job \Rightarrow replace with real code
 - Large job \Rightarrow replace with function call
- Repeat in (mostly) breadth-first order until finished

- Bonus: Product is naturally **modular**

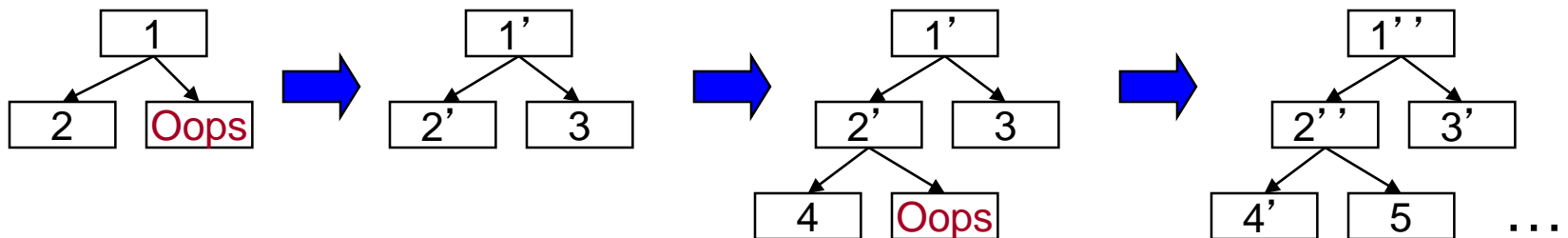


Top-Down Design in Reality



Top-down design in programming in reality

- Define main() function in pseudocode
- Refine each pseudocode statement
 - **Oops! Details reveal design error, so...**
 - Backtrack to refine existing (pseudo)code, and proceed
- Repeat in (mostly) breadth-first order until finished



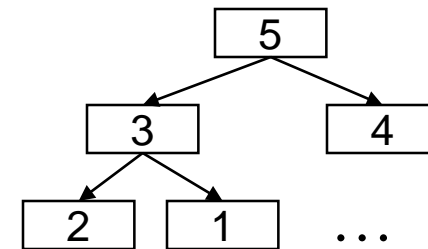


Aside: Least-Risk Design

Design process should minimize risk

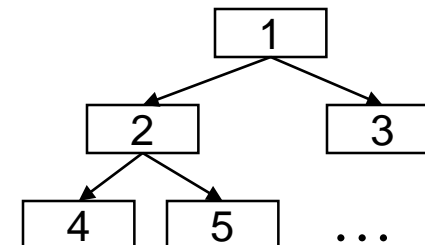
Bottom-up design

- Compose each child module before its parent
- **Risk level:** high
 - May compose modules that are never used



Top-down design

- Compose each parent module before its children
- **Risk level:** low
 - Compose only those modules that are required



Aside: Least-Risk Design



Recommendation

- Work mostly top-down
- But give high priority to risky modules (that may result in major rewrites)
- Create scaffolds and stubs as required

Example: Text Formatting



Functionality (derived from King Section 15.3)

- **Input:** ASCII text, with arbitrary spaces and newlines
- **Output:** the same text, left and right justified
 - Fit as many words as possible on each 50-character line
 - Add even spacing between words to right justify the text
 - No need to right justify last line
- **Assumptions**
 - “Word” is a sequence of non-white-space chars followed by a white-space char or end-of-file
 - No word is longer than 20 chars



Example Input and Output

Input

```
"C is quirky,    flawed, and an    enormous success.
    While    accidents of    history
surely helped,
it    evidently satisfied a    need for a
system implementation    language    efficient enough
to displace assembly language,
yet sufficiently abstract and fluent to    describe
algorithms    and interactions in a
wide variety of environments." -- Dennis Ritchie
```

Output

```
"C is quirky, flawed, and an enormous success.
While accidents of history surely helped, it
evidently satisfied a need for a system
implementation language efficient enough to
displace assembly language, yet sufficiently
abstract and fluent to describe algorithms and
interactions in a wide variety of environments."
-- Dennis Ritchie
```

Caveats



Caveats concerning the following presentation

- Function comments and some blank lines are omitted
 - Because of space constraints
 - Don't do that!!!
- Design sequence is idealized
 - In reality, typically much backtracking would occur

The main() Function



```
int main(void)
{
  <clear line>
  <read a word> ←
  while (<there is a word>)
  {
    if (<word doesn't fit on line>)
    {
      <write justified line>
      <clear line>
    }
    <add word to line>
    <read a word> ←
  }
  if (<line isn't empty>)
    <write line>
  return 0;
}
```



The main() Function

```
enum {MAX_WORD_LEN = 20};
int main(void)
{  char word[MAX_WORD_LEN+1];
   int wordLen;
   <clear line>
   wordLen = readWord(word);
   while (<there is a word>) ←
   {  if (<word doesn't fit on line>)
      {  <write justified line>
         <clear line>
      }
      <add word to line>
      wordLen = readWord(word);
   }
   if (<line isn't empty>)
       <write line>
   return 0;
}
```



The main() Function

```
enum {MAX_WORD_LEN = 20};
int main(void)
{
    char word[MAX_WORD_LEN+1];
    int wordLen;
    <clear line>
    wordLen = readWord(word);
    while (wordLen != 0)
    {
        if (<word doesn't fit on line>)
        {
            <write justified line>
            <clear line>
        }
        <add word to line>
        wordLen = readWord(word);
    }
    if (<line isn't empty>) ←
        <write line>
    return 0;
}
```



The main() Function

```
enum {MAX_WORD_LEN = 20};
int main(void)
{
    char word[MAX_WORD_LEN+1];
    int wordLen;
    int lineLen;
    <clear line>
    wordLen = readWord(word);
    while (wordLen != 0)
    {
        if (<word doesn't fit on line>)
        {
            <write justified line>
            <clear line>
        }
        <add word to line> ←
        wordLen = readWord(word);
    }
    if (lineLen > 0)
        <write line>
    return 0;
}
```



The main() Function

```
enum {MAX_WORD_LEN = 20};
enum {MAX_LINE_LEN = 50};
int main(void)
{  char word[MAX_WORD_LEN+1];
   char line[MAX_LINE_LEN+1];
   int wordLen;
   int lineLen;
   <clear line>
   wordLen = readWord(word);
   while (wordLen != 0)
   {  if (<word doesn't fit on line>)
      {  <write justified line>
         <clear line>
      }
      lineLen = addWord(word, line, lineLen);
      wordLen = readWord(word);
   }
   if (lineLen > 0)
       <write line>
   return 0;
}
```



The main() Function

```
enum {MAX_WORD_LEN = 20};
enum {MAX_LINE_LEN = 50};
int main(void)
{ char word[MAX_WORD_LEN+1];
  char line[MAX_LINE_LEN+1];
  int wordLen;
  int lineLen;
  <clear line>
  wordLen = readWord(word);
  while (wordLen != 0)
  { if (<word doesn't fit on line>)
    { <write justified line> ←
      <clear line>
    }
    lineLen = addWord(word, line, lineLen);
    wordLen = readWord(word);
  }
  if (lineLen > 0)
    puts(line);
  return 0;
}
```



The main() Function

```
enum {MAX_WORD_LEN = 20};
enum {MAX_LINE_LEN = 50};
int main(void)
{  char word[MAX_WORD_LEN+1];
   char line[MAX_LINE_LEN+1];
   int wordLen;
   int lineLen = 0;
   int wordCount = 0;
   <clear line>
   wordLen = readWord(word);
   while (wordLen != 0)
   {  if (<word doesn't fit on line>
       {  writeLine(line, lineLen, wordCount);
          <clear line>
        }
       lineLen = addWord(word, line, lineLen);
       wordLen = readWord(word);
   }
   if (lineLen > 0)
       puts(line);
   return 0;
}
```





The main() Function

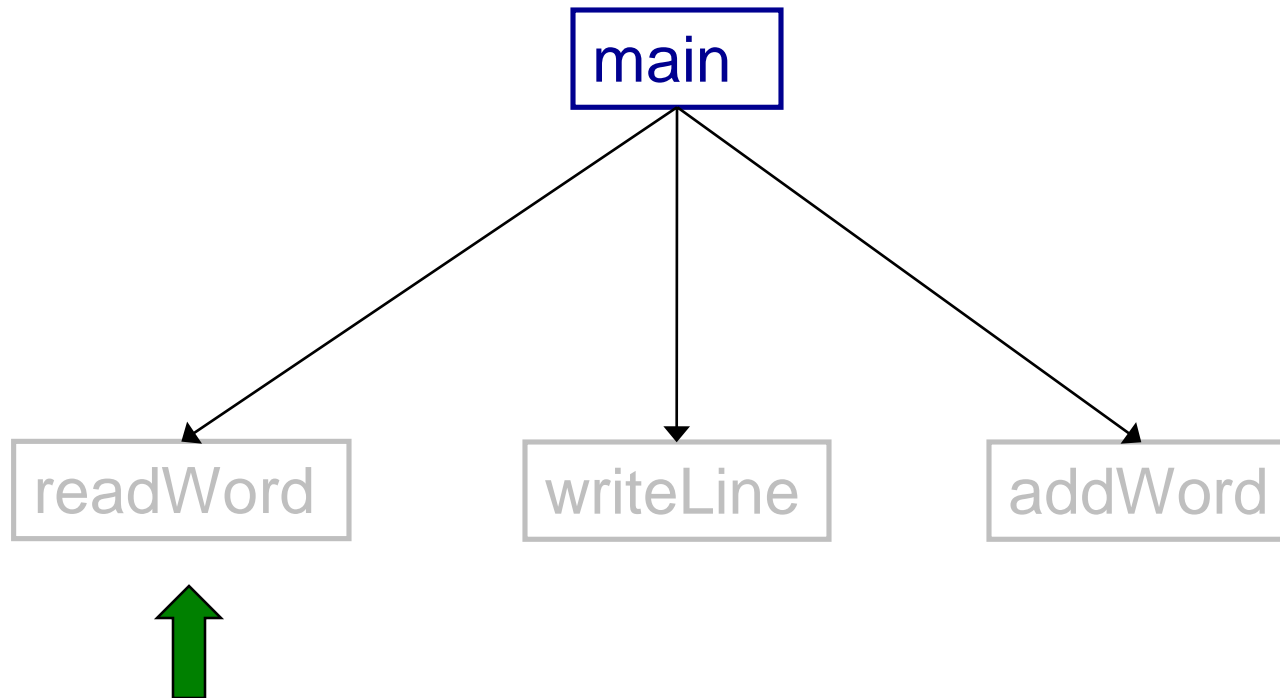
```
enum {MAX_WORD_LEN = 20};
enum {MAX_LINE_LEN = 50};
int main(void)
{  char word[MAX_WORD_LEN+1];
   char line[MAX_LINE_LEN+1];
   int wordLen;
   int lineLen = 0;
   int wordCount = 0;
   <clear line> ←
   wordLen = readWord(word);
   while (wordLen != 0)
   {  if ((wordLen + 1 + lineLen) > MAX_LINE_LEN)
      {  writeLine(line, lineLen, wordCount);
         <clear line> ←
      }
      lineLen = addWord(word, line, lineLen);
      wordLen = readWord(word);
   }
   if (lineLen > 0)
       puts(line);
   return 0;
}
```




The main() Function

```
enum {MAX_WORD_LEN = 20};
enum {MAX_LINE_LEN = 50};
int main(void)
{ char word[MAX_WORD_LEN+1];
  char line[MAX_LINE_LEN+1];
  int wordLen;
  int lineLen = 0;
  int wordCount = 0;
  line[0] = '\0'; lineLen = 0; wordCount = 0;
  wordLen = readWord(word);
  while (wordLen != 0)
  { if ((wordLen + 1 + lineLen) > MAX_LINE_LEN)
    { writeLine(line, lineLen, wordCount);
      line[0] = '\0'; lineLen = 0; wordCount = 0;
    }
    lineLen = addWord(word, line, lineLen);
    wordLen = readWord(word);
  }
  if (lineLen > 0)
    puts(line);
  return 0;
}
```

Status



The readWord() Function



```
int readWord(char *word)
{
    <skip over white space> ←
    <read chars, storing up to MAX_WORD_LEN in word>
    <return length of word>
}
```

The readWord() Function



```
int readWord(char *word)
{
    int ch;

    /* Skip over white space. */
    ch = getchar();
    while ((ch != EOF) && isspace(ch))
        ch = getchar();

    <read up to MAX_WORD_LEN chars into word>

    <return length of word>
}
```

Note the use of a function from the standard library. Very appropriate for your top-down design to target things that are already built.



The readWord() Function

```
int readWord(char *word)
{
    int ch;
    int pos = 0;

    /* Skip over white space. */
    ch = getchar();
    while ((ch != EOF) && isspace(ch))
        ch = getchar();

    /* Read up to MAX_WORD_LEN chars into word. */
    while ((ch != EOF) && (! isspace(ch)))
    {
        if (pos < MAX_WORD_LEN)
        {
            word[pos] = (char)ch;
            pos++;
        }
        ch = getchar();
    }
    word[pos] = '\0';

    <return length of word> ←
}
```

The readWord() Function



```
int readWord(char *word)
{
    int ch;
    int pos = 0;
    ch = getchar();

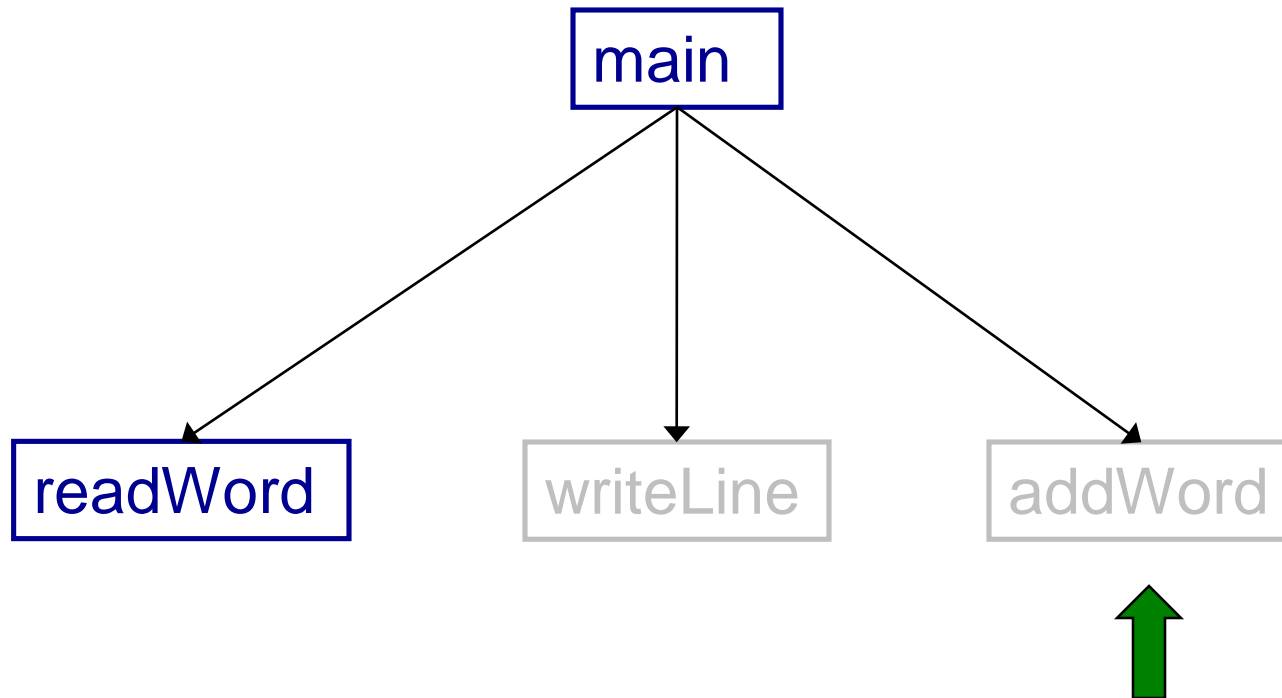
    /* Skip over white space. */
    while ((ch != EOF) && isspace(ch))
        ch = getchar();

    /* Read up to MAX_WORD_LEN chars into word. */
    while ((ch != EOF) && (! isspace(ch)))
    {
        if (pos < MAX_WORD_LEN)
        {
            word[pos] = (char)ch;
            pos++;
        }
        ch = getchar();
    }
    word[pos] = '\0';

    return pos;
}
```

readWord() gets away with murder here, consuming/discarding one character past the end of the word.

Status



The addWord() Function



```
int addWord(const char *word, char *line, int lineLen)
{
    <if line already contains words, then append a space>
    <append word to line>
    <return the new line length>
}
```



The addWord() Function



```
int addWord(const char *word, char *line, int lineLen)
{
    int newLineLen = lineLen;

    /* if line already contains words, then append a space. */
    if (newLineLen > 0)
    {   strcat(line, " ");
        newLineLen++;
    }

    <append word to line> ←
    <return the new line length>
}
```

The addWord() Function



```
int addWord(const char *word, char *line, int lineLen)
{
    int newLineLen = lineLen;

    /* if line already contains words, then append a space. */
    if (newLineLen > 0)
    {
        strcat(line, " ");
        newLineLen++;
    }

    strcat(line, word);

    <return the new line length> ←
}

```

The addWord() Function



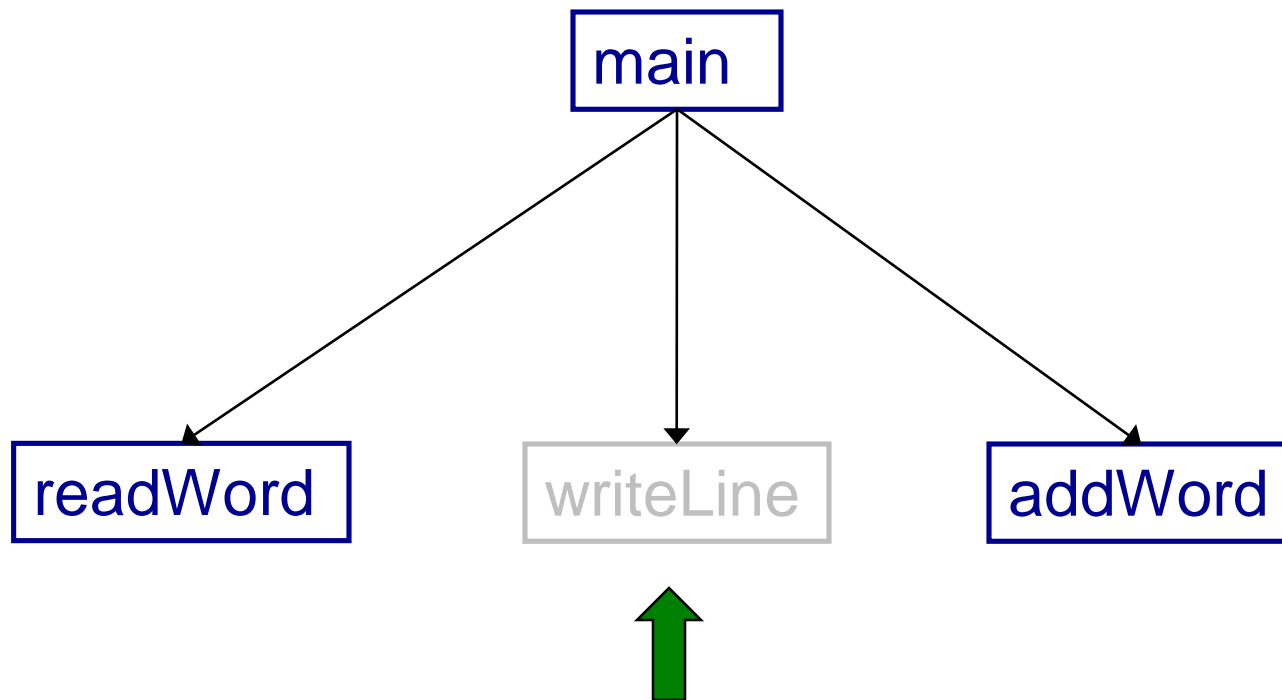
```
int addWord(const char *word, char *line, int lineLen)
{
    int newLineLen = lineLen;

    /* If line already contains some words, then append a space. */
    if (newLineLen > 0)
    {
        strcat(line, " ");
        newLineLen++;
    }

    strcat(line, word);

    newLineLen += strlen(word);
    return newLineLen;
}
```

Status



The writeLine() Function



```
void writeLine(const char *line, int lineLen, int wordCount)
{
    int i;

    <compute number of excess spaces for line> ←

    for (i = 0; i < lineLen; i++)
    {
        if (line[i] != ' ')
            putchar(line[i])
        else
        {
            <compute additional spaces to insert>

            <print a space, plus additional spaces>

            <decrease extra spaces and word count>
        }
    }
    putchar('\n');
}
```


The writeLine() Function



```
void writeLine(const char *line, int lineLen, int wordCount)
{   int i, extraSpaces;

    /* Compute number of excess spaces for line. */
    extraSpaces = MAX_LINE_LEN - lineLen;

    for (i = 0; i < lineLen; i++)
    {   if (line[i] != ' ')
        putchar(line[i])
        else
        {
            <compute additional spaces to insert>
            <print a space, plus additional spaces>
            <decrease extra spaces and word count>
        }
    }
    putchar('\n');
}
```



The writeLine() Function




```
void writeLine(const char *line, int lineLen, int wordCount)
{
    int i, extraSpaces, spacesToInsert;

    /* Compute number of excess spaces for line. */
    extraSpaces = MAX_LINE_LEN - lineLen;

    for (i = 0; i < lineLen; i++)
    {
        if (line[i] != ' ')
            putchar(line[i])
        else
        {
            /* Compute additional spaces to insert. */
            spacesToInsert = extraSpaces / (wordCount - 1);

            <print a space, plus additional spaces>
            <decrease extra spaces and word count>
        }
    }
    putchar('\n');
}
```

The number of gaps



The writeLine() Function



```
void writeLine(const char *line, int lineLen, int wordCount)
{
    int i, extraSpaces, spacesToInsert, j;

    /* Compute number of excess spaces for line. */
    extraSpaces = MAX_LINE_LEN - lineLen;

    for (i = 0; i < lineLen; i++)
    {
        if (line[i] != ' ')
            putchar(line[i])
        else
        {
            /* Compute additional spaces to insert. */
            spacesToInsert = extraSpaces / (wordCount - 1);

            /* Print a space, plus additional spaces. */
            for (j = 1; j <= spacesToInsert + 1; j++)
                putchar(' ');

            <decrease extra spaces and word count> ←
        }
    }
    putchar('\n');
}
```

Example:
If extraSpaces is 10
and wordCount is 5,
then gaps will contain
2, 2, 3, and 3 extra
spaces respectively

The writeLine() Function



```
void writeLine(const char *line, int lineLen, int wordCount)
{   int i, extraSpaces, spacesToInsert, j;

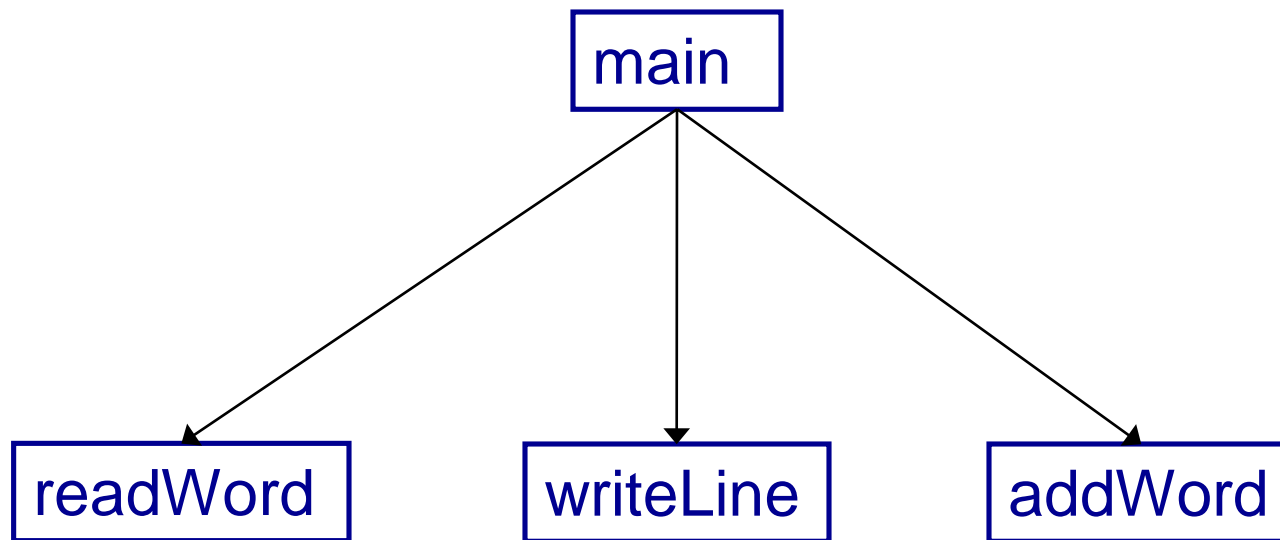
    /* Compute number of excess spaces for line. */
    extraSpaces = MAX_LINE_LEN - lineLen;

    for (i = 0; i < lineLen; i++)
    {   if (line[i] != ' ')
        putchar(line[i])
        else
        {   /* Compute additional spaces to insert. */
            spacesToInsert = extraSpaces / (wordCount - 1);

            /* Print a space, plus additional spaces. */
            for (j = 1; j <= spacesToInsert + 1; j++)
                putchar(' ');

            /* Decrease extra spaces and word count. */
            extraSpaces -= spacesToInsert;
            wordCount--;
        }
    }
    putchar('\n');
}
```

Status



Complete! And modular!

Summary



Program style

- Choose appropriate names (for variables, functions, ...)
- Use common idioms (but not at the expense of clarity)
- Reveal program structure (spacing, indentation, parentheses, ...)
- Compose proper comments (especially for functions)
- Use modularity (because modularity reveals abstractions)

Programming style

- Use top-down design and successive refinement
- But know that backtracking inevitably will occur
- And give high priority to risky modules

Are we there yet?



Now that the top-down design is done, and the program “works,” does that mean we’re done?

No. There are almost always things to improve, perhaps by a bottom-up pass that better uses existing libraries.

The second time you write the same program, it turns out better.

What's wrong with this output?



Input

```
"C is quirky,    flawed, and an    enormous success.
    While    accidents of    history
surely helped,
it    evidently satisfied a    need for a
system implementation    language    efficient enough
to displace assembly language,
yet sufficiently abstract and fluent to    describe
algorithms    and interactions in a
wide variety of environments." -- Dennis Ritchie
```

Output

```
"C is quirky, flawed, and an enormous success.
While accidents of history surely helped, it
evidently satisfied a need for a system
implementation language efficient enough to
displace assembly language, yet sufficiently
abstract and fluent to describe algorithms and
interactions in a wide variety of environments."
-- Dennis Ritchie
```

What's better with this output?



Adequate

"C is quirky, flawed, and an enormous success. While accidents of history surely helped, it evidently satisfied a need for a system implementation language efficient enough to displace assembly language, yet sufficiently abstract and fluent to describe algorithms and interactions in a wide variety of environments."
-- Dennis Ritchie

Better

"C is quirky, flawed, and an enormous success. While accidents of history surely helped, it evidently satisfied a need for a system implementation language efficient enough to displace assembly language, yet sufficiently abstract and fluent to describe algorithms and interactions in a wide variety of environments."
-- Dennis Ritchie

Challenge problem



Design a function `int spacesHere(int i, int k, int n)`

that calculates how many marbles to put into the i th jar, assuming that there are n marbles to distribute over k jars.

(1) the jars should add up to n , that is,

```
{s=0; for(i=0;i<k;i++) s+=spacesHere(i,k,n); assert (s==n);}
```

or in math notation, $\sum_{i=0}^{k-1} \text{spacesHere}(i,k,n) = n$

(2) marbles should be distributed evenly—the "extra" marbles should not bunch up in nearby jars.

HINT: You should be able to write this in one or two lines, without any loops.

One solution uses floating-point division and rounding; do "man round" and pay attention to where that man page says "include <math.h>".

“Programming in the Large” Steps



Design & Implement

- Program & programming style
- Common data structures and algorithms
- Modularity
- Building techniques & tools

Debug

- Debugging techniques & tools

Test

- Testing techniques & tools

Maintain

- Performance improvement techniques & tools

Appendix: The “justify” Program



```
#include <stdio.h>
#include <ctype.h>
#include <string.h>

enum {MAX_WORD_LEN = 20};
enum {MAX_LINE_LEN = 50};
```

Continued on next slide

Appendix: The “justify” Program



```
/* Read a word from stdin. Assign it to word. Return the length
   of the word, or 0 if no word could be read. */

int readWord(char *word)
{ int ch, pos = 0;

  /* Skip over white space. */
  ch = getchar();
  while ((ch != EOF) && isspace(ch))
    ch = getchar();

  /* Store chars up to MAX_WORD_LEN in word. */
  while ((ch != EOF) && (! isspace(ch)))
  { if (pos < MAX_WORD_LEN)
    { word[pos] = (char)ch;
      pos++;
    }
    ch = getchar();
  }
  word[pos] = '\0';

  /* Return length of word. */
  return pos;
}
```

Continued on next slide

Appendix: The “justify” Program



```
/* Append word to line, making sure that the words within line are
   separated with spaces.  lineLen is the current line length.
   Return the new line length. */

int addWord(const char *word, char *line, int lineLen)
{
    int newLineLen = lineLen;

    /* If line already contains some words, then append a space. */
    if (newLineLen > 0)
    {   strcat(line, " ");
        newLineLen++;
    }

    strcat(line, word);
    newLineLen += strlen(word);
    return newLineLen;
}
```

Continued on next slide

Appendix: The “justify” Program



```
/* Write line to stdout, in right justified form. lineLen
   indicates the number of characters in line. wordCount indicates
   the number of words in line. */

void writeLine(const char *line, int lineLen, int wordCount)
{   int extraSpaces, spacesToInsert, i, j;

    /* Compute number of excess spaces for line. */
    extraSpaces = MAX_LINE_LEN - lineLen;

    for (i = 0; i < lineLen; i++)
    {   if (line[i] != ' ')
        putchar(line[i]);
        else
        {   /* Compute additional spaces to insert. */
            spacesToInsert = extraSpaces / (wordCount - 1);

            /* Print a space, plus additional spaces. */
            for (j = 1; j <= spacesToInsert + 1; j++)
                putchar(' ');

            /* Decrease extra spaces and word count. */
            extraSpaces -= spacesToInsert;
            wordCount--;
        }
    }
    putchar('\n');
}
```

Continued on next slide

Appendix: The “justify” Program



```
/* Read words from stdin, and write the words in justified format
   to stdout. Return 0. */

int main(void)
{
    /* Simplifying assumptions:
       Each word ends with a space, tab, newline, or end-of-file.
       No word is longer than MAX_WORD_LEN characters. */

    char word[MAX_WORD_LEN + 1];
    char line[MAX_LINE_LEN + 1];
    int wordLen;
    int lineLen = 0;
    int wordCount = 0;

    line[0] = '\0'; lineLen = 0; wordCount = 0;
    ...
}
```

Continued on next slide

Appendix: The “justify” Program



```
...
wordLen = readWord(word);
while ((wordLen != 0)
{
    /* If word doesn't fit on this line, then write this line. */
    if ((wordLen + 1 + lineLen) > MAX_LINE_LEN)
    { writeLine(line, lineLen, wordCount);
      line[0] = '\0'; lineLen = 0; wordCount = 0;
    }
    lineLen = addWord(word, line, lineLen);
    wordCount++;
    wordLen = readWord(word);
}
if (lineLen > 0)
    puts(line);
return 0;
}
```