



Assembly Language: Part 2

Goals of this Lecture



Help you learn:

- Intermediate aspects of x86-64 assembly language...
- Control flow with signed integers
- Control flow with unsigned integers
- Arrays
- Structures

Agenda



Flattened C code

Control flow with signed integers

Control flow with unsigned integers

Arrays

Structures



Flattened C Code

Problem

- Translating from C to assembly language is difficult when the C code contains **nested** statements

Solution


- **Flatten** the C code to eliminate all nesting



Flattened C Code

C


```
if (expr)  
{  
  statement1;  
  ...  
  statementN;  
}
```



Flattened C

```
  if (! expr) goto endif1;  
    statement1;  
    ...  
    statementN;  
endif1:
```

```
if (expr)  
{  
  statementT1;  
  ...  
  statementTN;  
}  
else  
{  
  statementF1;  
  ...  
  statementFN;  
}
```




```
  if (! expr) goto else1;  
    statementT1;  
    ...  
    statementTN;  
    goto endif1;  
else1:  
  statementF1;  
  ...  
  statementFN;  
endif1:
```



Flattened C Code

C


```
while (expr)
{
  statement1;
  ...
  statementN;
}
```



Flattened C

```
loop1:
  if (! expr) goto endloop1;
  statement1;
  ...
  statementN;
  goto loop1;
endloop1:
```

```
for (expr1; expr2; expr3)
{
  statement1;
  ...
  statementN;
}
```



```
  expr1;
loop1:
  if (! expr2) goto endloop1;
  statement1;
  ...
  statementN;
  expr3;
  goto loop1;
endloop1:
```

See Bryant & O' Hallaron
book for faster patterns

Agenda



Flattened C code

Control flow with signed integers

Control flow with unsigned integers

Arrays

Structures

if Example



C

```
int i;  
...  
if (i < 0)  
    i = -i;
```

Flattened C

```
int i;  
...  
    if (i >= 0) goto endif1;  
    i = -i;  
endif1:
```


if Example



Flattened C

```
int i;
...
    if (i >= 0) goto endif1;
    i = -i;
endif1:
```

Assem Lang

```
.section ".bss"
i: .skip 4
...
.section ".text"
...
    cmpl $0, i
    jge  endif1
    negl i
endif1:
```

Note:

cmp instruction (counterintuitive operand order)

Sets CC bits in EFLAGS register

jge instruction (conditional jump)

Examines CC bits in EFLAGS register



if...else Example

C

```
int i;  
int j;  
int smaller;  
...  
if (i < j)  
    smaller = i;  
else  
    smaller = j;
```

Flattened C

```
int i;  
int j;  
int smaller;  
...  
    if (i >= j) goto else1;  
    smaller = i;  
    goto endif1;  
else1:  
    smaller = j;  
endif1:
```



if...else Example

Flattened C

```
int i;
int j;
int smaller;
...
    if (i >= j) goto else1;
    smaller = i;
    goto endif1;
else1:
    smaller = j;
endif1:
```

Note:

jmp instruction
(unconditional jump)

Assem Lang

```
.section ".bss"
i:      .skip 4
j:      .skip 4
smaller: .skip 4
...
.section ".text"
...
    movl i, %eax
    cmpl j, %eax
    jge else1
    movl i, %eax
    movl %eax, smaller
    jmp endif1
else1:
    movl j, %eax
    movl %eax, smaller
endif1:
```

while Example



C

```
int fact;
int n;
...
fact = 1;
while (n > 1)
{ fact *= n;
  n--;
}
```

Flattened C

```
int fact;
int n;
...
    fact = 1;
loop1:
    if (n <= 1) goto endloop1;
    fact *= n;
    n--;
    goto loop1;
endloop1:
```

while Example



Flattened C

```
int fact;
int n;
...
    fact = 1;
loop1:
    if (n <= 1) goto endloop1;
    fact *= n;
    n--;
    goto loop1;
endloop1:
```

Assem Lang

```
.section ".bss"
fact: .skip 4
n:    .skip 4
...
.section ".text"
...
    movl $1, fact
loop1:
    cmpl $1, n
    jle  endloop1
    movl fact, %eax
    imull n
    movl %eax, fact
    decl n
    jmp loop1
endloop1:
```

Note:

jle instruction (conditional jump)

imul instruction

for Example



C

```
int power = 1;
int base;
int exp;
int i;
...
for (i = 0; i < exp; i++)
    power *= base;
```

Flattened C

```
int power = 1;
int base;
int exp;
int i;
...
    i = 0;
loop1:
    if (i >= exp) goto endloop1;
    power *= base;
    i++;
    goto loop1;
endloop1:
```

for Example



Flattened C

```
int power = 1;
int base;
int exp;
int i;
...
    i = 0;
loop1:
    if (i >= exp) goto endloop1;
    power *= base;
    i++;
    goto loop1;
endloop1:
```

Assem Lang

```
.section ".data"
power: .long 1
    .section ".bss"
base: .skip 4
exp: .skip 4
i: .skip 4
...
    .section ".text"
...
    movl $0, i
loop1:
    movl i, %eax
    cmpl exp, %eax
    jge endloop1
    movl power, %eax
    imull base
    movl %eax, power
    incl i
    jmp loop1
endloop1:
```

Control Flow with Signed Integers



Comparing signed integers

```
cmp{q,l,w,b} srcIRM, destRM          Compare dest with src
```

- Sets condition-code bits in the EFLAGS register
- Beware: operands are in counterintuitive order
- Beware: many other instructions set condition-code bits
 - Conditional jump should **immediately** follow `cmp`

Control Flow with Signed Integers



Unconditional jump

```
jmp label    Jump to label
```

Conditional jumps after comparing signed integers

```
je label    Jump to label if equal
jne label   Jump to label if not equal
jl label    Jump to label if less
jle label   Jump to label if less or equal
jg label    Jump to label if greater
jge label   Jump to label if greater or equal
```

- Examine CC bits in EFLAGS register

Agenda



Flattened C

Control flow with signed integers

Control flow with unsigned integers

Arrays

Structures

Signed vs. Unsigned Integers



In C

- Integers are signed or unsigned
- Compiler generates assem lang instructions accordingly

In assembly language

- Integers are neither signed nor unsigned
- Distinction is in the instructions used to manipulate them

Distinction matters for

- Multiplication and division
- Control flow

Handling Unsigned Integers



Multiplication and division

- Signed integers: `imul`, `idiv`
- Unsigned integers: `mul`, `div`

Control flow

- Signed integers: `cmp` + {`je`, `jne`, `j1`, `jle`, `jb`, `jbe`}

Unsigned integers: “unsigned `cmp`” + {`je`, `jne`, `j1`, `jle`, `jb`, `jbe`} ? No!!!

- Unsigned integers: `cmp` + {`je`, `jne`, `jb`, `jbe`, `ja`, `jae`}

while Example



C

```
unsigned int fact;
unsigned int n;
...
fact = 1;
while (n > 1)
{ fact *= n;
  n--;
}
```

Flattened C

```
unsigned int fact;
unsigned int n;
...
    fact = 1;
loop1:
    if (n <= 1) goto endloop1;
    fact *= n;
    n--;
    goto loop1;
endloop1:
```

while Example



Flattened C

```
unsigned int fact;
unsigned int n;
...
    fact = 1;
loop1:
    if (n <= 1) goto endloop1;
    fact *= n;
    n--;
    goto loop1;
endloop1:
```

Note:

jbe instruction (instead of **jle**)
mull instruction (instead of **imull**)

Assem Lang

```
.section ".bss"
fact: .skip 4
n:    .skip 4
...
.section ".text"
...
    movl $1, fact
loop1:
    cmpl $1, n
    jbe  endloop1
    movl fact, %eax
    mull n
    movl %eax, fact
    decl n
    jmp loop1
endloop1:
```

for Example



C

```
unsigned int power = 1;
unsigned int base;
unsigned int exp;
unsigned int i;
...
for (i = 0; i < exp; i++)
    power *= base;
```

Flattened C

```
unsigned int power = 1;
unsigned int base;
unsigned int exp;
unsigned int i;
...
    i = 0;
loop1:
    if (i >= exp) goto endloop1;
    power *= base;
    i++;
    goto loop1;
endloop1:
```

for Example



Flattened C

```
unsigned int power = 1;
unsigned int base;
unsigned int exp;
unsigned int i;
...
    i = 0;
loop1:
    if (i >= exp) goto endloop1;
    power *= base;
    i++;
    goto loop1;
endloop1:
```

Note:

jae instruction (instead of **jge**)
mul instruction (instead of **imul**)

Assem Lang

```
.section ".data"
power: .long 1
    .section ".bss"
base:  .skip 4
exp:   .skip 4
i:     .skip 4
...
    .section ".text"
...
    movl $0, i
loop1:
    movl i, %eax
    cmpl exp, %eax
    jae endloop1
    movl power, %eax
    mull base
    movl %eax, power
    incl i
    jmp loop1
endloop1:
```


Control Flow with Unsigned Integers



Comparing unsigned integers

```
cmp{q,l,w,b} srcIRM, destRM          Compare dest with src
```

(Same as comparing signed integers)

Conditional jumps after comparing unsigned integers

```
je label    Jump to label if equal
jne label   Jump to label if not equal
jb label    Jump to label if below
jbe label   Jump to label if below or equal
ja label    Jump to label if above
jae label   Jump to label if above or equal
```

- Examine CC bits in EFLAGS register

Agenda



Flattened C

Control flow with signed integers

Control flow with unsigned integers

Arrays

Structures



Arrays: Indirect Addressing

C

```
int a[100];
int i;
int n;
...
i = 3;
...
n = a[i]
...
```

Assem Lang

```
.section ".bss"
a: .skip 400
i: .skip 4
n: .skip 4
...
.section ".text"
...
movl $3, i
...
movslq i, %rax
salq $2, %rax
addq $a, %rax
movl (%rax), %r10d
movl %r10d, n
...
```

One step at a time...

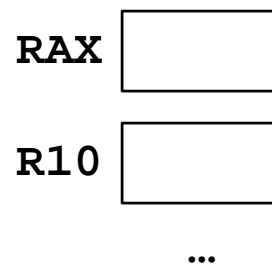


Arrays: Indirect Addressing

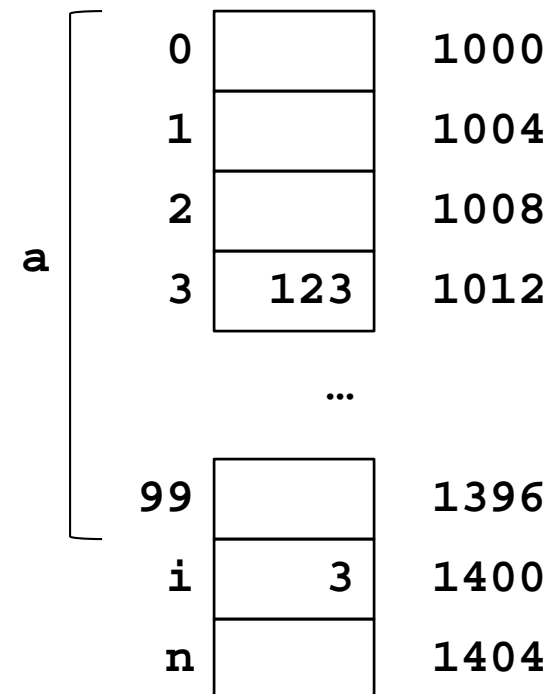
Assem Lang

```
.section ".bss"
a: .skip 400
i: .skip 4
n: .skip 4
...
.section ".text"
...
movl $3, i
...
movslq i, %rax
salq $2, %rax
addq $a, %rax
movl (%rax), %r10d
movl %r10d, n
...
```

Registers



Memory



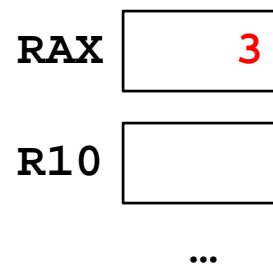


Arrays: Indirect Addressing

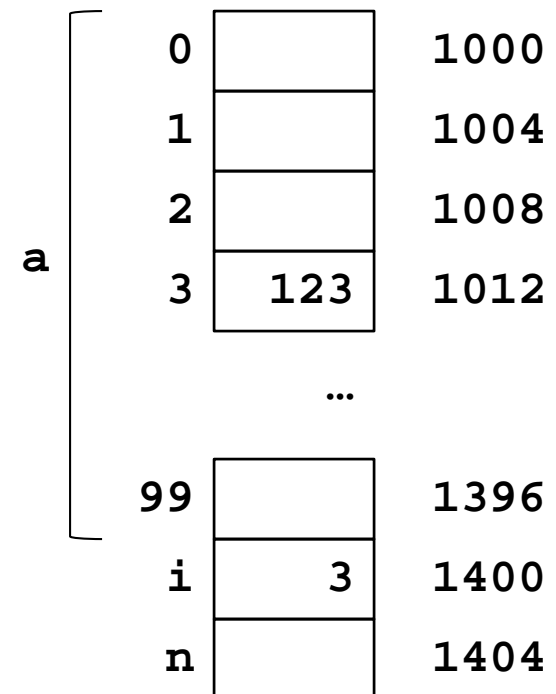
Assem Lang

```
.section ".bss"
a: .skip 400
i: .skip 4
n: .skip 4
...
.section ".text"
...
movl $3, i
...
movslq i, %rax
salq $2, %rax
addq $a, %rax
movl (%rax), %r10d
movl %r10d, n
...
```

Registers



Memory



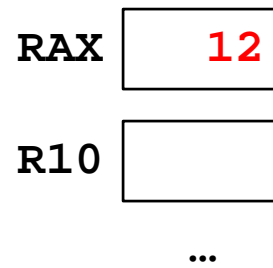


Arrays: Indirect Addressing

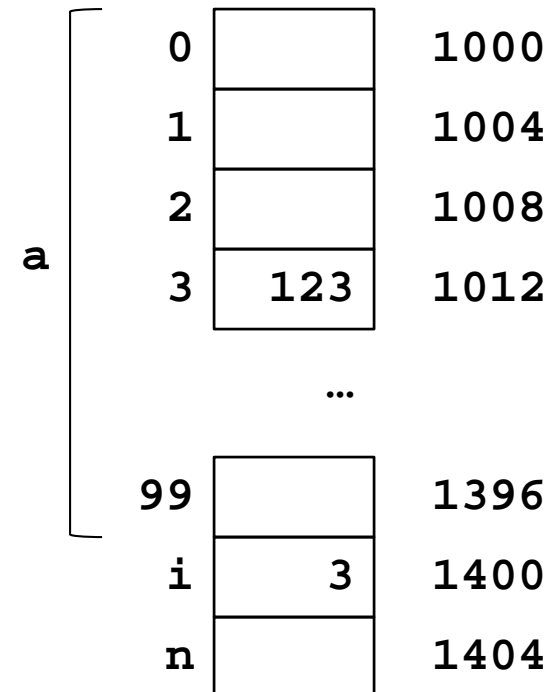
Assem Lang

```
.section ".bss"
a: .skip 400
i: .skip 4
n: .skip 4
...
.section ".text"
...
movl $3, i
...
movslq i, %rax
salq $2, %rax
addq $a, %rax
movl (%rax), %r10d
movl %r10d, n
...
```

Registers



Memory



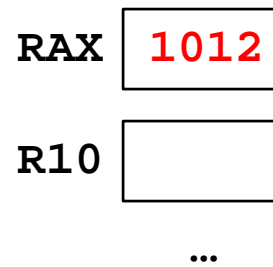


Arrays: Indirect Addressing

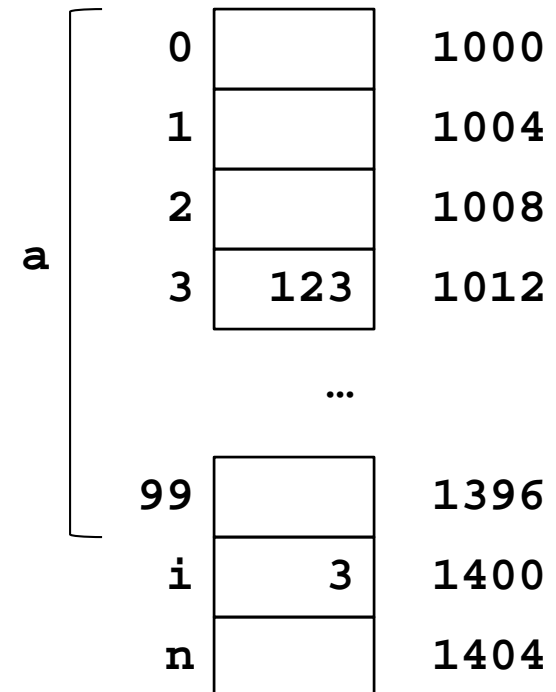
Assem Lang

```
.section ".bss"
a: .skip 400
i: .skip 4
n: .skip 4
...
.section ".text"
...
movl $3, i
...
movslq i, %rax
salq $2, %rax
addq $a, %rax
movl (%rax), %r10d
movl %r10d, n
...
```

Registers



Memory



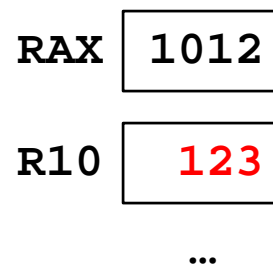


Arrays: Indirect Addressing

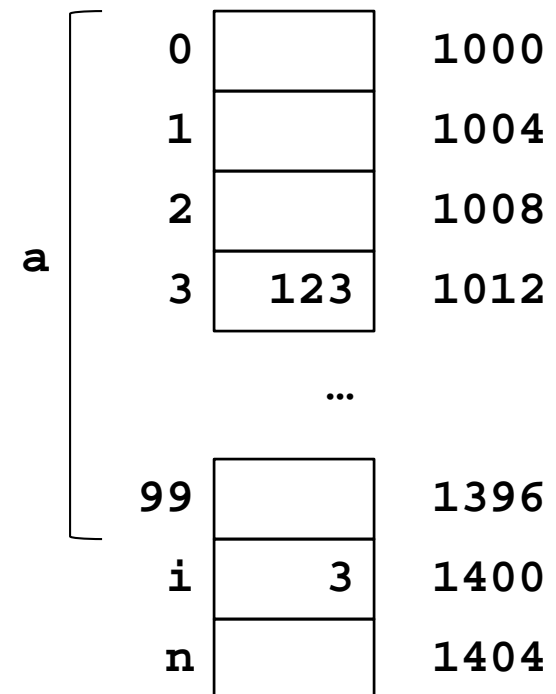
Assem Lang

```
.section ".bss"
a: .skip 400
i: .skip 4
n: .skip 4
...
.section ".text"
...
movl $3, i
...
movslq i, %rax
salq $2, %rax
addq $a, %rax
movl (%rax), %r10d
movl %r10d, n
...
```

Registers



Memory



Note:

Indirect addressing



Arrays: Indirect Addressing

Assem Lang

```
.section ".bss"
a: .skip 400
i: .skip 4
n: .skip 4
...
.section ".text"
...
movl $3, i
...
movslq i, %rax
salq $2, %rax
addq $a, %rax
movl (%rax), %r10d
movl %r10d, n
...
```

Registers

RAX	1012
R10	123
...	

Memory

a	0		1000
	1		1004
	2		1008
	3	123	1012
	...		
	99		1396
	i	3	1400
	n	123	1404

Arrays: Base+Disp Addressing



C

```
int a[100];
int i;
int n;
...
i = 3;
...
n = a[i]
...
```

Assem Lang

```
.section ".bss"
a: .skip 400
i: .skip 4
n: .skip 4
...
.section ".text"
...
movl $3, i
...
movl i, %eax
sall $2, %eax
movl a(%eax), %r10d
movl %r10d, n
...
```

One step at a time...

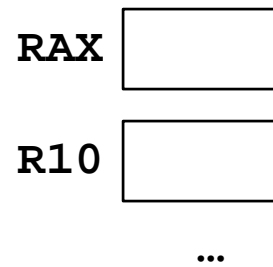


Arrays: Base+Disp Addressing

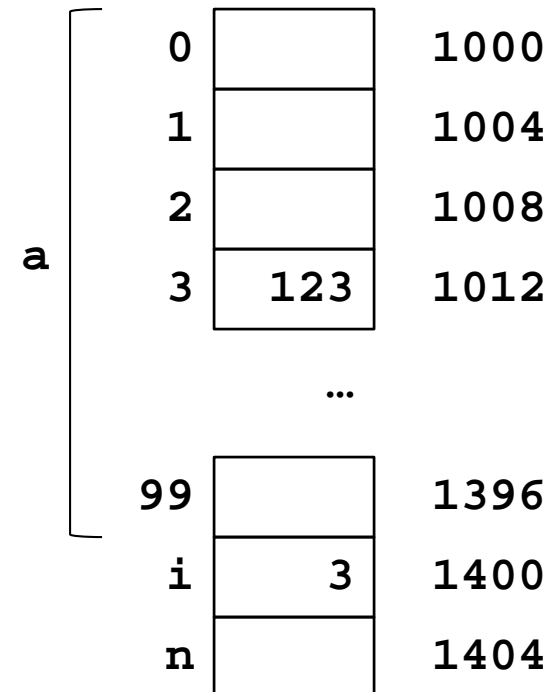
Assem Lang

```
.section ".bss"
a: .skip 400
i: .skip 4
n: .skip 4
...
.section ".text"
...
movl $3, i
...
movl i, %eax
sall $2, %eax
movl a(%eax), %r10d
movl %r10d, n
...
```

Registers



Memory



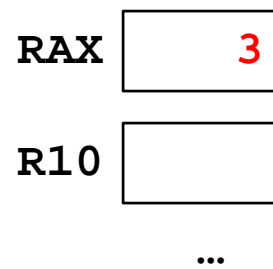


Arrays: Base+Disp Addressing

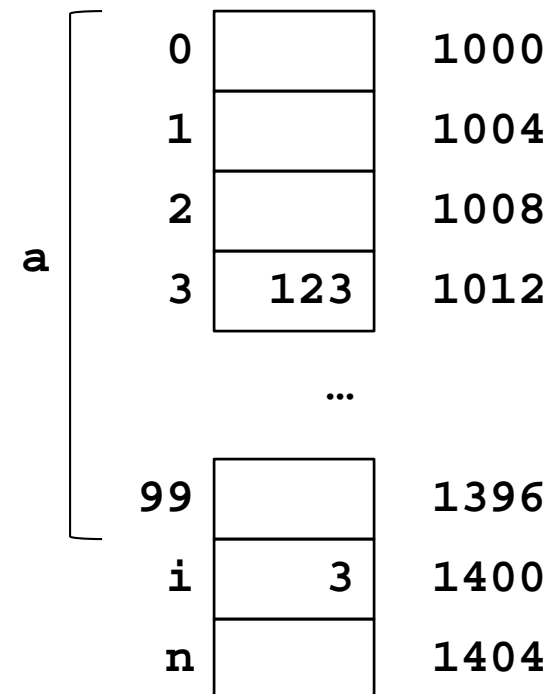
Assem Lang

```
.section ".bss"
a: .skip 400
i: .skip 4
n: .skip 4
...
.section ".text"
...
movl $3, i
...
movl i, %eax
sall $2, %eax
movl a(%eax), %r10d
movl %r10d, n
...
```

Registers



Memory



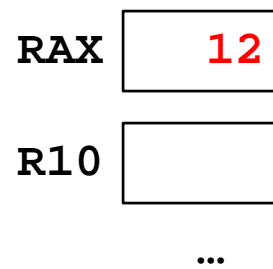


Arrays: Base+Disp Addressing

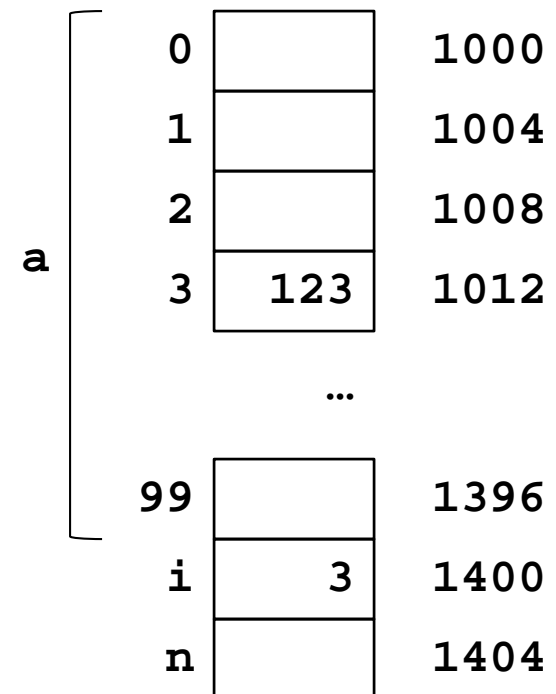
Assem Lang

```
.section ".bss"
a: .skip 400
i: .skip 4
n: .skip 4
...
.section ".text"
...
movl $3, i
...
movl i, %eax
call $2, %eax
movl a(%eax), %r10d
movl %r10d, n
...
```

Registers



Memory



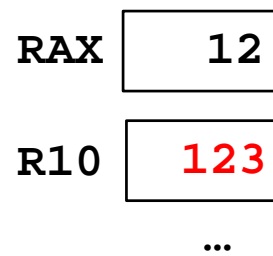


Arrays: Base+Disp Addressing

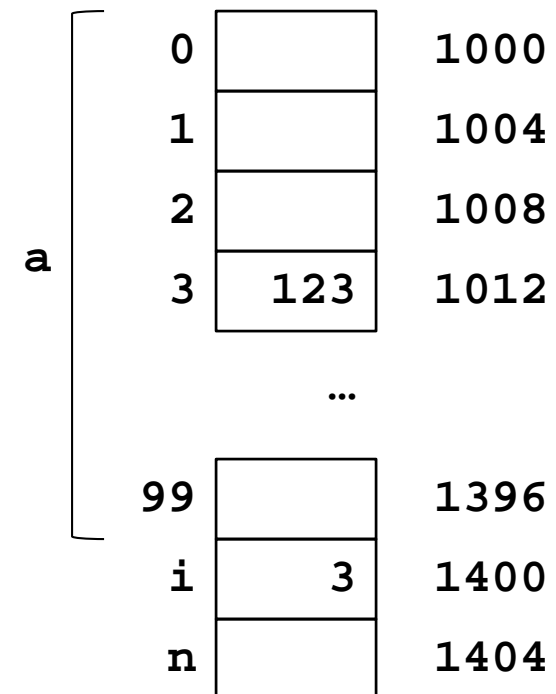
Assem Lang

```
.section ".bss"
a: .skip 400
i: .skip 4
n: .skip 4
...
.section ".text"
...
movl $3, i
...
movl i, %eax
sall $2, %eax
movl a(%eax), %r10d
movl %r10d, n
...
```

Registers



Memory



Note:

Base+displacement addressing

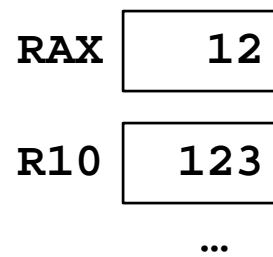


Arrays: Base+Disp Addressing

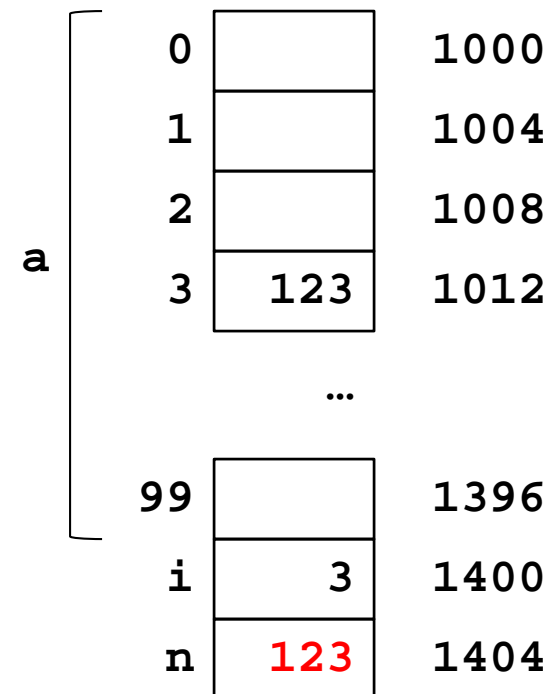
Assem Lang

```
.section ".bss"
a: .skip 400
i: .skip 4
n: .skip 4
...
.section ".text"
...
movl $3, i
...
movl i, %eax
sall $2, %eax
movl a(%eax), %r10d
movl %r10d, n
...
```

Registers



Memory



Arrays: Scaled Indexed Addressing



C

```
int a[100];
int i;
int n;
...
i = 3;
...
n = a[i]
...
```

Assem Lang

```
.section ".bss"
a: .skip 400
i: .skip 4
n: .skip 4
...
.section ".text"
...
movl $3, i
...
movl i, %eax
movl a(,%eax,4), %r10d
movl %r10d, n
...
```

One step at a time...

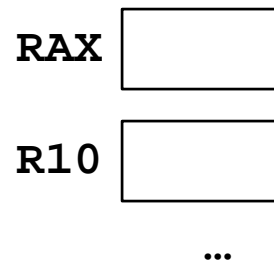
Arrays: Scaled Indexed Addressing



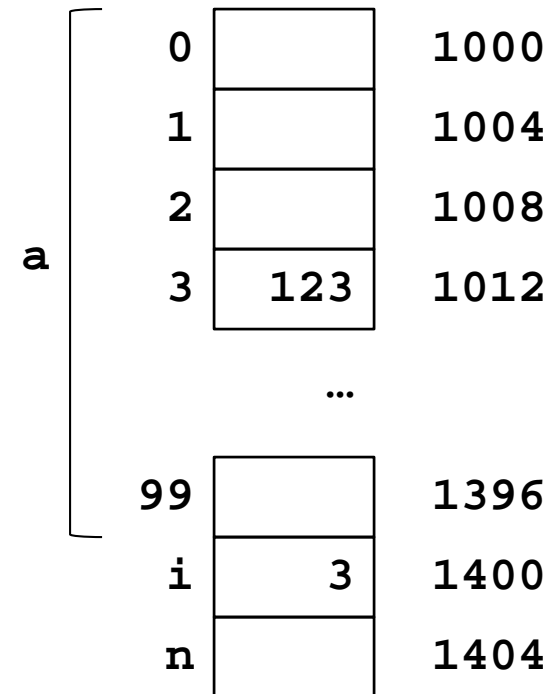
Assem Lang

```
.section ".bss"
a: .skip 400
i: .skip 4
n: .skip 4
...
.section ".text"
...
movl $3, i
...
movl i, %eax
movl a(,%eax,4), %r10d
movl %r10d, n
...
```

Registers



Memory



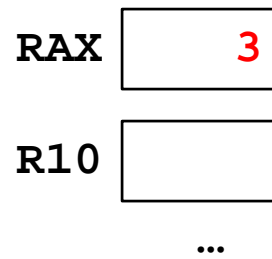
Arrays: Scaled Indexed Addressing



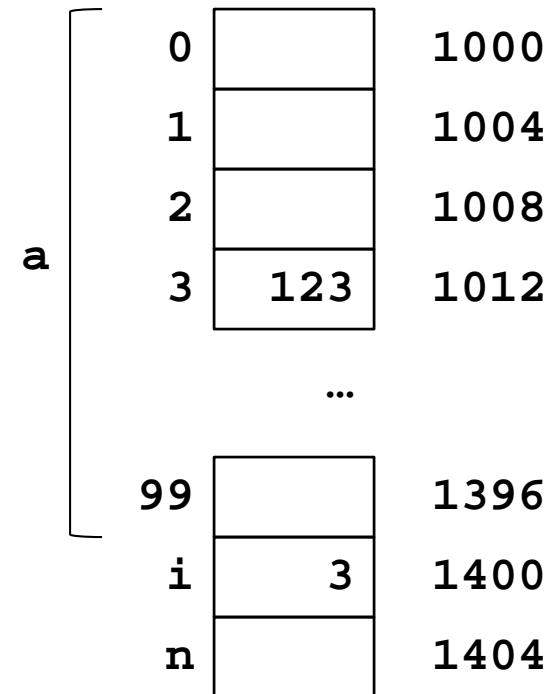
Assem Lang

```
.section ".bss"
a: .skip 400
i: .skip 4
n: .skip 4
...
.section ".text"
...
movl $3, i
...
movl i, %eax
movl a(,%eax,4), %r10d
movl %r10d, n
...
```

Registers



Memory



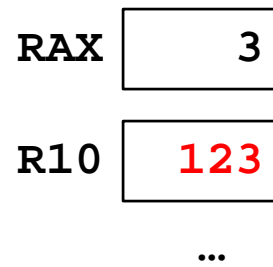
Arrays: Scaled Indexed Addressing



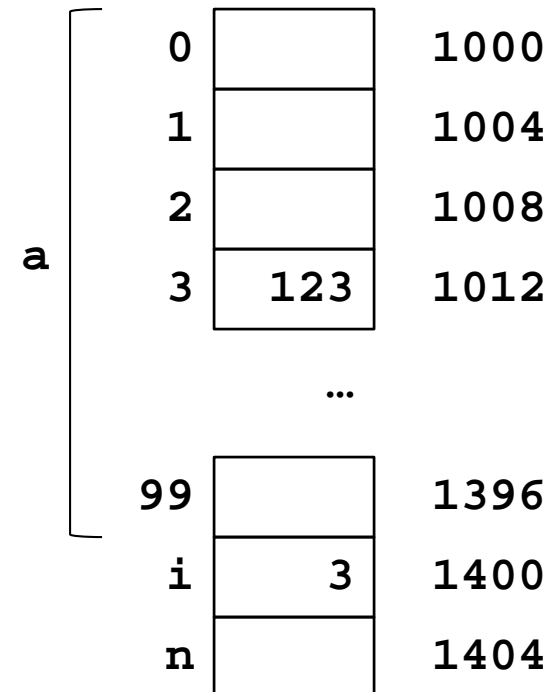
Assem Lang

```
.section ".bss"
a: .skip 400
i: .skip 4
n: .skip 4
...
.section ".text"
...
movl $3, i
...
movl i, %eax
movl a(,%eax,4), %r10d
movl %r10d, n
...
```

Registers



Memory



Note:

Scaled indexed addressing

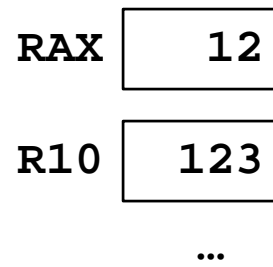
Arrays: Scaled Indexed Addressing



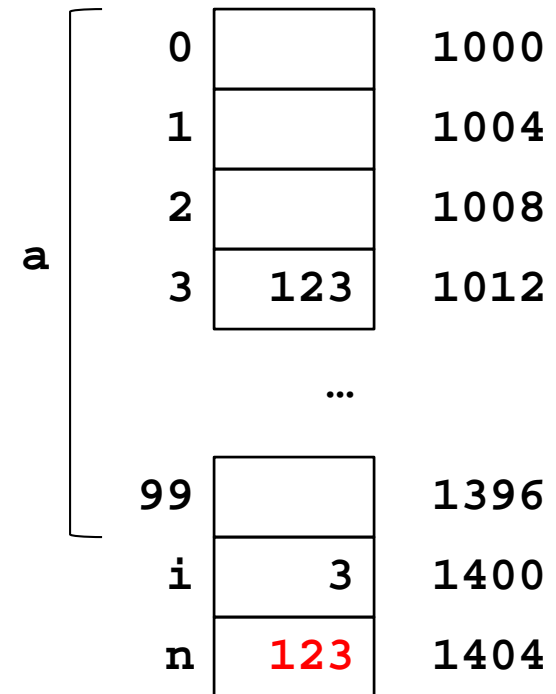
Assem Lang

```
.section ".bss"
a: .skip 400
i: .skip 4
n: .skip 4
...
.section ".text"
...
movl $3, i
...
movl i, %eax
movl a(,%eax,4), %r10d
movl %r10d, n
...
```

Registers



Memory



Generalization: Memory Operands



Full form of memory operands:

displacement(base, index, scale)

- **displacement** is an integer or a label (default = 0)
- **base** is a 4-byte or 8-byte register
- **index** is a 4-byte or 8-byte register
- **scale** is 1, 2, 4, or 8 (default = 1)

Meaning

- Compute the sum
(displacement) + (contents of base) + ((contents of index) * (scale))
- Consider the sum to be an address
- Load from (or store to) that address

Note:

- All other forms are subsets of the full form...

Generalization: Memory Operands



Valid subsets:

- **Direct addressing**
 - displacement
- **Indirect addressing**
 - (base)
- **Base+displacement addressing**
 - displacement(base)
- **Indexed addressing**
 - (base, index)
 - displacement(base, index)
- **Scaled indexed addressing**
 - (, index, scale)
 - displacement(, index, scale)
 - (base, index, scale)
 - displacement(base, index, scale)



Operand Examples

Immediate operands

- `$5` \Rightarrow use the number 5 (i.e. the number that is available immediately within the instruction)
- `$i` \Rightarrow use the address denoted by `i` (i.e. the address that is available immediately within the instruction)

Register operands

- `%rax` \Rightarrow read from (or write to) register RAX

Memory operands: **direct addressing**

- `5` \Rightarrow load from (or store to) memory at address 5 (silly; seg fault)
- `i` \Rightarrow load from (or store to) memory at the address denoted by `i`

Memory operands: **indirect addressing**

- `(%rax)` \Rightarrow consider the contents of RAX to be an address; load from (or store to) that address



Operand Examples

Memory operands: **base+displacement addressing**

- $5(\%rax)$ \Rightarrow compute the sum $(5) + (\text{contents of RAX})$; consider the sum to be an address; load from (or store to) that address
- $i(\%rax)$ \Rightarrow compute the sum (address denoted by i) + (contents of RAX); consider the sum to be an address; load from (or store to) that address

Memory operands: **indexed addressing**

- $5(\%rax, \%r10)$ \Rightarrow compute the sum $(5) + (\text{contents of RAX}) + (\text{contents of R10})$; consider the sum to be an address; load from (or store to) that address
- $i(\%rax, \%r10)$ \Rightarrow compute the sum (address denoted by i) + (contents of RAX) + (contents of R10); consider the sum to be an address; load from (or store to) that address

Operand Examples



Memory operands: **scaled indexed addressing**

- $5(\%rax, \%r10, 4) \Rightarrow$ compute the sum $(5) + (\text{contents of RAX}) + ((\text{contents of R10}) * 4)$; consider the sum to be an address; load from (or store to) that address
- $i(\%rax, \%r10, 4) \Rightarrow$ compute the sum $(\text{address denoted by } i) + (\text{contents of RAX}) + ((\text{contents of R10}) * 4)$; consider the sum to be an address; load from (or store to) that address



Aside: The `leaq` Instruction

`leaq`: load effective address

- Unique instruction: suppresses memory load/store

Example

- `movq 5(%rax), %r10`
 - Compute the sum (5) + (contents of RAX); consider the sum to be an address; load 8 bytes **from that address** into R10
- `leaq 5(%rax), %r10`
 - Compute the sum (5) + (contents of RAX); move **that sum** to R10

Useful for

- Computing an address, e.g. as a function argument
 - See precept code that calls `scanf ()`
- Some quick-and-dirty arithmetic

iClicker Question

Q: What is the effect of the following code?

```
leaq (%rax,%rax,4),%rax
```

- A. Move the quad at $4 \times$ (contents of RAX) to RAX
- B. Move the quad at $5 \times$ (contents of RAX) to RAX
- C. Multiply RAX by 4
- D. Multiply RAX by 5
- E. Double RAX and add 4

Agenda



Flattened C

Control flow with signed integers

Control flow with unsigned integers

Arrays

Structures



Structures: Indirect Addressing

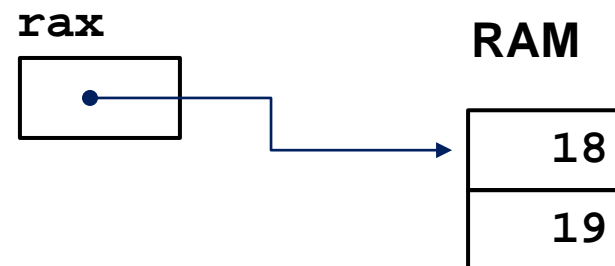
C

```
struct S
{ int i;
  int j;
};
...
struct S myStruct;
...
myStruct.i = 18;
...
myStruct.j = 19;
```

Assem Lang

```
.section ".bss"
myStruct: .skip 8
...
.section ".text"
...
movq $myStruct, %rax
movl $18, (%rax)
...
movq $myStruct, %rax
addq $4, %rax
movl $19, (%rax)
```

Note:
Indirect addressing



Structures: Base+Disp Addressing

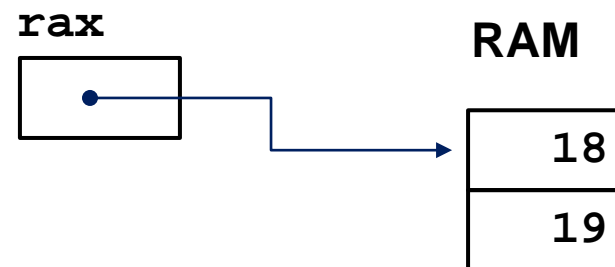


C

```
struct S
{ int i;
  int j;
};
...
struct S myStruct;
...
myStruct.i = 18;
...
myStruct.j = 19;
```

Assem Lang

```
.section ".bss"
myStruct: .skip 8
...
.section ".text"
...
movq $myStruct, %rax
movl $18, 0(%rax)
...
movl $19, 4(%rax)
```





Structures: Padding

C

```
struct S
{ char c;
  int i;
};
...
struct S myStruct;
...
myStruct.c = 'A';
...
myStruct.i = 18;
```

Three-byte
pad here

Assem Lang

```
.section ".bss"
myStruct: .skip 8
...
.section ".text"
...
movq $myStruct, %rax
movb $'A', 0(%rax)
...
movl $18, 4(%rax)
```

Beware:

Compiler sometimes inserts padding after fields

Structures: Padding



x86-64/Linux rules

Data type	Within a struct, must begin at address that is evenly divisible by:
(unsigned) char	1
(unsigned) short	2
(unsigned) int	4
(unsigned) long	8
float	4
double	8
long double	16
any pointer	8

- Compiler may add padding after last field if struct is within an array

Summary



Intermediate aspects of x86-64 assembly language...

Flattened C code

Control transfer with signed integers

Control transfer with unsigned integers

Arrays

- Full form of instruction operands

Structures

- Padding

Appendix



Setting and using CC bits in EFLAGS register

Setting Condition Code Bits



Question

- How does `cmp{q,l,w,b}` set condition code bits in EFLAGS register?

Answer

- (See following slides)

Condition Code Bits



Condition code bits

- **ZF**: **zero** flag: set to 1 iff result is **zero**
- **SF**: **sign** flag: set to 1 iff result is **negative**
- **CF**: **carry** flag: set to 1 iff **unsigned overflow** occurred
- **OF**: **overflow** flag: set to 1 iff **signed overflow** occurred



Condition Code Bits

Example: `addq src, dest`

- Compute sum (`dest+src`)
- Assign sum to `dest`
- ZF: set to 1 iff `sum == 0`
- SF: set to 1 iff `sum < 0`
- CF: set to 1 iff unsigned overflow
 - Set to 1 iff `sum < src`
- OF: set if signed overflow
 - Set to 1 iff
`(src > 0 && dest > 0 && sum < 0) ||`
`(src < 0 && dest < 0 && sum >= 0)`



Condition Code Bits

Example: `subq src, dest`

- Compute sum (`dest+(-src)`)
- Assign sum to `dest`
- ZF: set to 1 iff `sum == 0`
- SF: set to 1 iff `sum < 0`
- CF: set to 1 iff unsigned overflow
 - Set to 1 iff `dest < src`
- OF: set to 1 iff signed overflow
 - Set to 1 iff
`(dest > 0 && src < 0 && sum < 0) ||`
`(dest < 0 && src > 0 && sum >= 0)`

Example: `cmpq src, dest`

- Same as `subq`
- But does not affect `dest`

Using Condition Code Bits



Question

- How do conditional jump instructions use condition code bits in EFLAGS register?

Answer

- (See following slides)

Conditional Jumps: Unsigned



After comparing **unsigned** data

Jump Instruction	Use of CC Bits
je label	ZF
jne label	\sim ZF
jb label	CF
jae label	\sim CF
jbe label	CF ZF
ja label	\sim (CF ZF)

Note:

- If you can understand why **jb** jumps iff CF
- ... then the others follow



Conditional Jumps: Unsigned

Why does `jb` jump iff `CF`? Informal explanation:

(1) `largenum – smallnum` (not below)

- Correct result
- $\Rightarrow CF=0 \Rightarrow$ don't jump

(2) `smallnum – largenum` (below)

- Incorrect result
- $\Rightarrow CF=1 \Rightarrow$ jump



Conditional Jumps: Signed

After comparing **signed** data

Jump Instruction	Use of CC Bits
je label	ZF
jne label	\sim ZF
jl label	$OF \wedge SF$
jge label	$\sim(OF \wedge SF)$
jle label	$(OF \wedge SF) \vee ZF$
jg label	$\sim((OF \wedge SF) \vee ZF)$

Note:

- If you can understand why **j1** jumps iff $OF \wedge SF$
- ... then the others follow



Conditional Jumps: Signed

Why does `jl` jump iff $OF \wedge SF$? Informal explanation:

(1) `largeposnum – smallposnum` (not less than)

- Certainly correct result
- $\Rightarrow OF=0, SF=0, OF \wedge SF == 0 \Rightarrow$ don't jump

(2) `smallposnum – largeposnum` (less than)

- Certainly correct result
- $\Rightarrow OF=0, SF=1, OF \wedge SF == 1 \Rightarrow$ jump

(3) `largenegnum – smallnegnum` (less than)

- Certainly correct result
- $\Rightarrow OF=0, SF=1 \Rightarrow (OF \wedge SF) == 1 \Rightarrow$ jump

(4) `smallnegnum – largenegnum` (not less than)

- Certainly correct result
- $\Rightarrow OF=0, SF=0 \Rightarrow (OF \wedge SF) == 0 \Rightarrow$ don't jump



Conditional Jumps: Signed

(5) posnum – negnum (not less than)

- Suppose correct result
- $\Rightarrow OF=0, SF=0 \Rightarrow (OF \wedge SF) == 0 \Rightarrow$ don't jump

(6) posnum – negnum (not less than)

- Suppose incorrect result
- $\Rightarrow OF=1, SF=1 \Rightarrow (OF \wedge SF) == 0 \Rightarrow$ don't jump

(7) negnum – posnum (less than)

- Suppose correct result
- $\Rightarrow OF=0, SF=1 \Rightarrow (OF \wedge SF) == 1 \Rightarrow$ jump

(8) negnum – posnum (less than)

- Suppose incorrect result
- $\Rightarrow OF=1, SF=0 \Rightarrow (OF \wedge SF) == 1 \Rightarrow$ jump