

5. DIVIDE AND CONQUER I

- ▶ 3-way partitioning demo
- ▶ randomized quickselect demo

Lecture slides by Kevin Wayne
 Copyright © 2005 Pearson-Addison Wesley
<http://www.cs.princeton.edu/~wayne/kleinberg-tardos>

Last updated on 3/5/18 9:47 AM



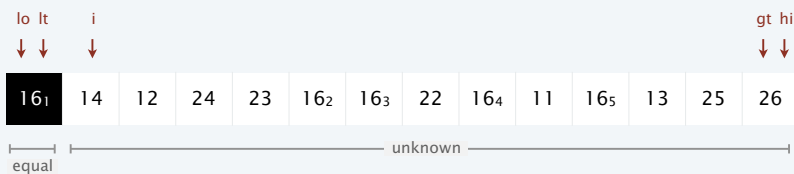
SECTION 2.3

5. DIVIDE AND CONQUER

- ▶ 3-way partitioning demo
- ▶ randomized quickselect demo

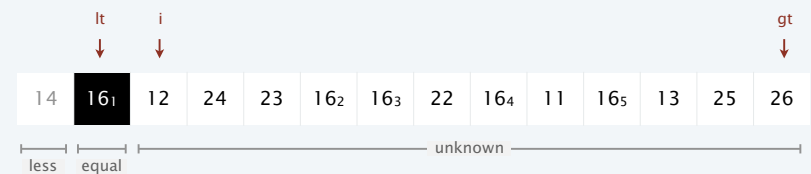
Dijkstra 3-way partitioning demo

- Let p be pivot item.
- Swap p to index lo .
- Scan i from left to right.
 - ($A[i] < p$): exchange $A[lt]$ with $A[i]$; increment both lt and i
 - ($A[i] > p$): exchange $A[gt]$ with $A[i]$; decrement gt
 - ($A[i] = p$): increment i



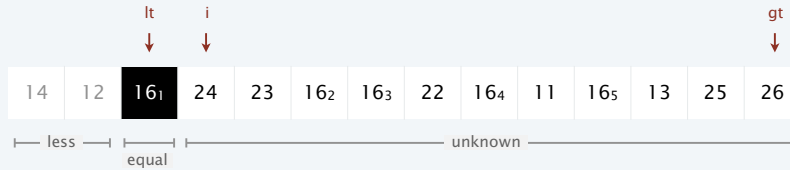
Dijkstra 3-way partitioning demo

- Let p be pivot item.
- Swap p to index lo .
- Scan i from left to right.
 - ($A[i] < p$): exchange $A[lt]$ with $A[i]$; increment both lt and i
 - ($A[i] > p$): exchange $A[gt]$ with $A[i]$; decrement gt
 - ($A[i] = p$): increment i



Dijkstra 3-way partitioning demo

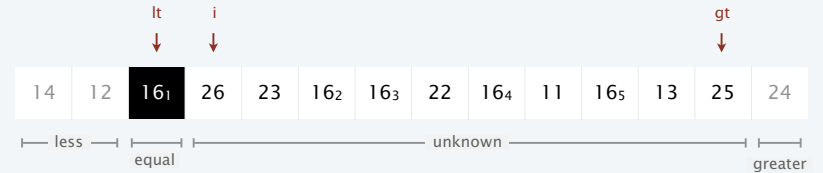
- Let p be pivot item.
- Swap p to index lo .
- Scan i from left to right.
 - ($A[i] < p$): exchange $A[lt]$ with $A[i]$; increment both lt and i
 - ($A[i] > p$): exchange $A[gt]$ with $A[i]$; decrement gt
 - ($A[i] = p$): increment i



5

Dijkstra 3-way partitioning demo

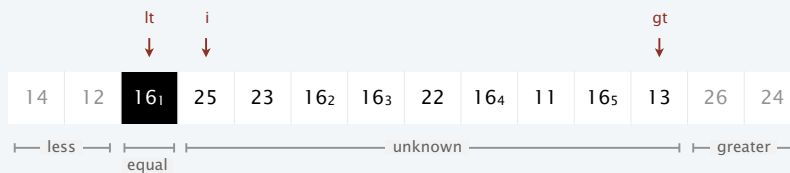
- Let p be pivot item.
- Swap p to index lo .
- Scan i from left to right.
 - ($A[i] < p$): exchange $A[lt]$ with $A[i]$; increment both lt and i
 - ($A[i] > p$): exchange $A[gt]$ with $A[i]$; decrement gt
 - ($A[i] = p$): increment i



6

Dijkstra 3-way partitioning demo

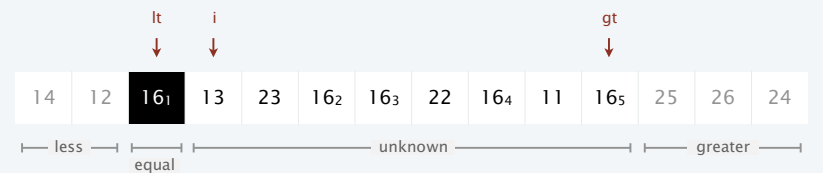
- Let p be pivot item.
- Swap p to index lo .
- Scan i from left to right.
 - ($A[i] < p$): exchange $A[lt]$ with $A[i]$; increment both lt and i
 - ($A[i] > p$): exchange $A[gt]$ with $A[i]$; decrement gt
 - ($A[i] = p$): increment i



7

Dijkstra 3-way partitioning demo

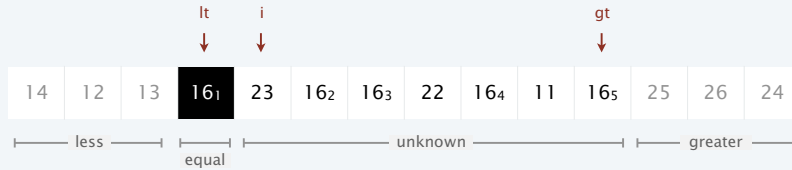
- Let p be pivot item.
- Swap p to index lo .
- Scan i from left to right.
 - ($A[i] < p$): exchange $A[lt]$ with $A[i]$; increment both lt and i
 - ($A[i] > p$): exchange $A[gt]$ with $A[i]$; decrement gt
 - ($A[i] = p$): increment i



8

Dijkstra 3-way partitioning demo

- Let p be pivot item.
- Swap p to index lo .
- Scan i from left to right.
 - ($A[i] < p$): exchange $A[lt]$ with $A[i]$; increment both lt and i
 - ($A[i] > p$): exchange $A[gt]$ with $A[i]$; decrement gt
 - ($A[i] = p$): increment i



9

Dijkstra 3-way partitioning demo

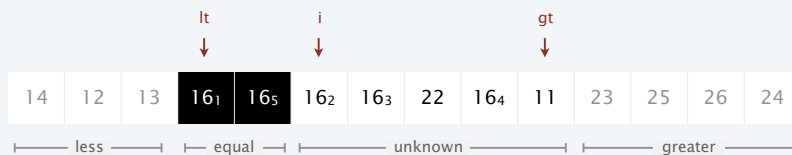
- Let p be pivot item.
- Swap p to index lo .
- Scan i from left to right.
 - ($A[i] < p$): exchange $A[lt]$ with $A[i]$; increment both lt and i
 - ($A[i] > p$): exchange $A[gt]$ with $A[i]$; decrement gt
 - ($A[i] = p$): increment i



10

Dijkstra 3-way partitioning demo

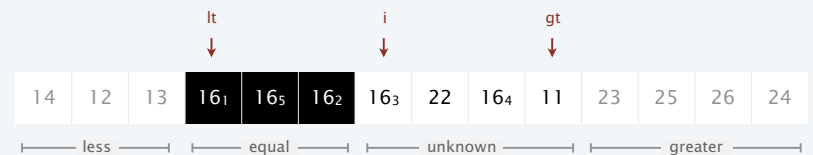
- Let p be pivot item.
- Swap p to index lo .
- Scan i from left to right.
 - ($A[i] < p$): exchange $A[lt]$ with $A[i]$; increment both lt and i
 - ($A[i] > p$): exchange $A[gt]$ with $A[i]$; decrement gt
 - ($A[i] = p$): increment i



11

Dijkstra 3-way partitioning demo

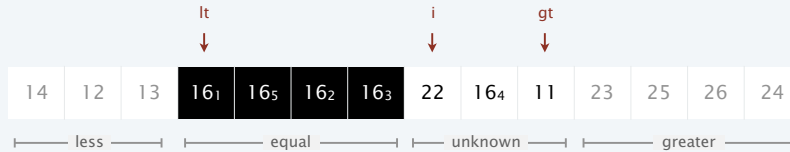
- Let p be pivot item.
- Swap p to index lo .
- Scan i from left to right.
 - ($A[i] < p$): exchange $A[lt]$ with $A[i]$; increment both lt and i
 - ($A[i] > p$): exchange $A[gt]$ with $A[i]$; decrement gt
 - ($A[i] = p$): increment i



12

Dijkstra 3-way partitioning demo

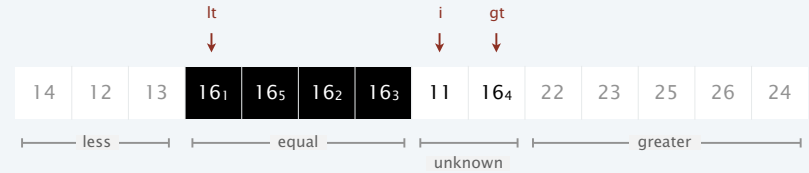
- Let p be pivot item.
- Swap p to index lo .
- Scan i from left to right.
 - ($A[i] < p$): exchange $A[lt]$ with $A[i]$; increment both lt and i
 - ($A[i] > p$): exchange $A[gt]$ with $A[i]$; decrement gt
 - ($A[i] = p$): increment i



13

Dijkstra 3-way partitioning demo

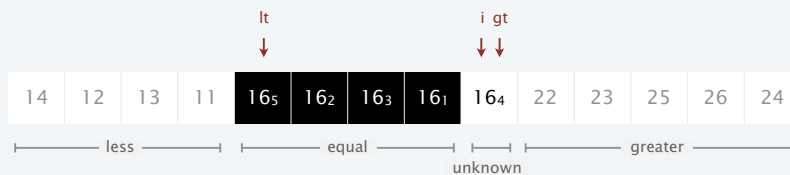
- Let p be pivot item.
- Swap p to index lo .
- Scan i from left to right.
 - ($A[i] < p$): exchange $A[lt]$ with $A[i]$; increment both lt and i
 - ($A[i] > p$): exchange $A[gt]$ with $A[i]$; decrement gt
 - ($A[i] = p$): increment i



14

Dijkstra 3-way partitioning demo

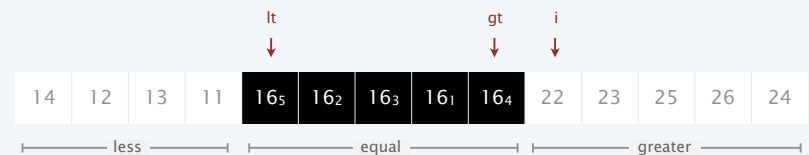
- Let p be pivot item.
- Swap p to index lo .
- Scan i from left to right.
 - ($A[i] < p$): exchange $A[lt]$ with $A[i]$; increment both lt and i
 - ($A[i] > p$): exchange $A[gt]$ with $A[i]$; decrement gt
 - ($A[i] = p$): increment i



15

Dijkstra 3-way partitioning demo

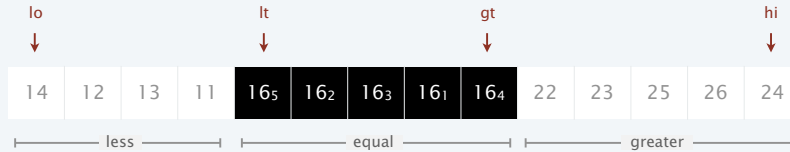
- Let p be pivot item.
- Swap p to index lo .
- Scan i from left to right.
 - ($A[i] < p$): exchange $A[lt]$ with $A[i]$; increment both lt and i
 - ($A[i] > p$): exchange $A[gt]$ with $A[i]$; decrement gt
 - ($A[i] = p$): increment i




16

Dijkstra 3-way partitioning demo

- Let p be pivot item.
- Swap p to index lo .
- Scan i from left to right.
 - ($A[i] < p$): exchange $A[lt]$ with $A[i]$; increment both lt and i
 - ($A[i] > p$): exchange $A[gt]$ with $A[i]$; decrement gt
 - ($A[i] = p$): increment i



17



SECTION 7.1-7.3

5. DIVIDE AND CONQUER

- ▶ *3-way partitioning demo*
- ▶ *randomized quickselect demo*

Quickselect demo

- Pick a random pivot element $p \in A$.
- 3-way partition the array into L , M , and R .
- Recur in **one** subarray—the one containing the k^{th} smallest element.

select the $k = 8^{\text{th}}$ smallest

65	28	59	33	21	56	22	95	50	12	90	53	28	77	39
----	----	----	----	----	----	----	----	----	----	----	----	----	----	----

$k = 8^{\text{th}}$ smallest

19

Quickselect demo

- Pick a random pivot element $p \in A$.
- 3-way partition the array into L , M , and R .
- Recur in **one** subarray—the one containing the k^{th} smallest element.

choose a pivot element at random and partition

65	28	59	33	21	56	22	95	50	12	90	53	28	77	39
----	----	----	----	----	----	----	----	----	----	----	----	----	----	----

$k = 8^{\text{th}}$ smallest

20

Quickselect demo

- Pick a random pivot element $p \in A$.
- 3-way partition the array into L , M , and R .
- Recur in **one** subarray—the one containing the k^{th} smallest element.

partitioned array



$k = 8^{\text{th}}$ smallest

21

Quickselect demo

- Pick a random pivot element $p \in A$.
- 3-way partition the array into L , M , and R .
- Recur in **one** subarray—the one containing the k^{th} smallest element.

recursively select 8th smallest element in left subarray



$k = 8^{\text{th}}$ smallest

22

Quickselect demo

- Pick a random pivot element $p \in A$.
- 3-way partition the array into L , M , and R .
- Recur in **one** subarray—the one containing the k^{th} smallest element.

choose a pivot element at random and partition



$k = 8^{\text{th}}$ smallest

23

Quickselect demo

- Pick a random pivot element $p \in A$.
- 3-way partition the array into L , M , and R .
- Recur in **one** subarray—the one containing the k^{th} smallest element.

partitioned array



$k = 8^{\text{th}}$ smallest

24

Quickselect demo

- Pick a random pivot element $p \in A$.
- 3-way partition the array into L , M , and R .
- Recur in **one** subarray—the one containing the k^{th} smallest element.

recursively select the 3rd smallest element in right subarray

21	22	12	28	28	33	56	50	53	39	59	65	95	90	77
----	----	----	----	----	----	----	----	----	----	----	----	----	----	----

$k = 3^{\text{rd}}$ smallest

25

Quickselect demo

- Pick a random pivot element $p \in A$.
- 3-way partition the array into L , M , and R .
- Recur in **one** subarray—the one containing the k^{th} smallest element.

choose a pivot element at random and partition

21	22	12	28	28	33	56	50	53	39	59	65	95	90	77
----	----	----	----	----	----	----	----	----	----	----	----	----	----	----

$k = 3^{\text{rd}}$ smallest

26

Quickselect demo

- Pick a random pivot element $p \in A$.
- 3-way partition the array into L , M , and R .
- Recur in **one** subarray—the one containing the k^{th} smallest element.

partitioned array

21	22	12	28	28	33	39	50	53	56	59	65	95	90	77
----	----	----	----	----	----	----	----	----	----	----	----	----	----	----

┌── L ─┘ ┌── R ─┘

$k = 3^{\text{rd}}$ smallest

27

Quickselect demo

- Pick a random pivot element $p \in A$.
- 3-way partition the array into L , M , and R .
- Recur in **one** subarray—the one containing the k^{th} smallest element.

stop: desired element is in middle subarray

21	22	12	28	28	33	39	50	53	56	59	65	95	90	77
----	----	----	----	----	----	----	----	----	----	----	----	----	----	----

28