

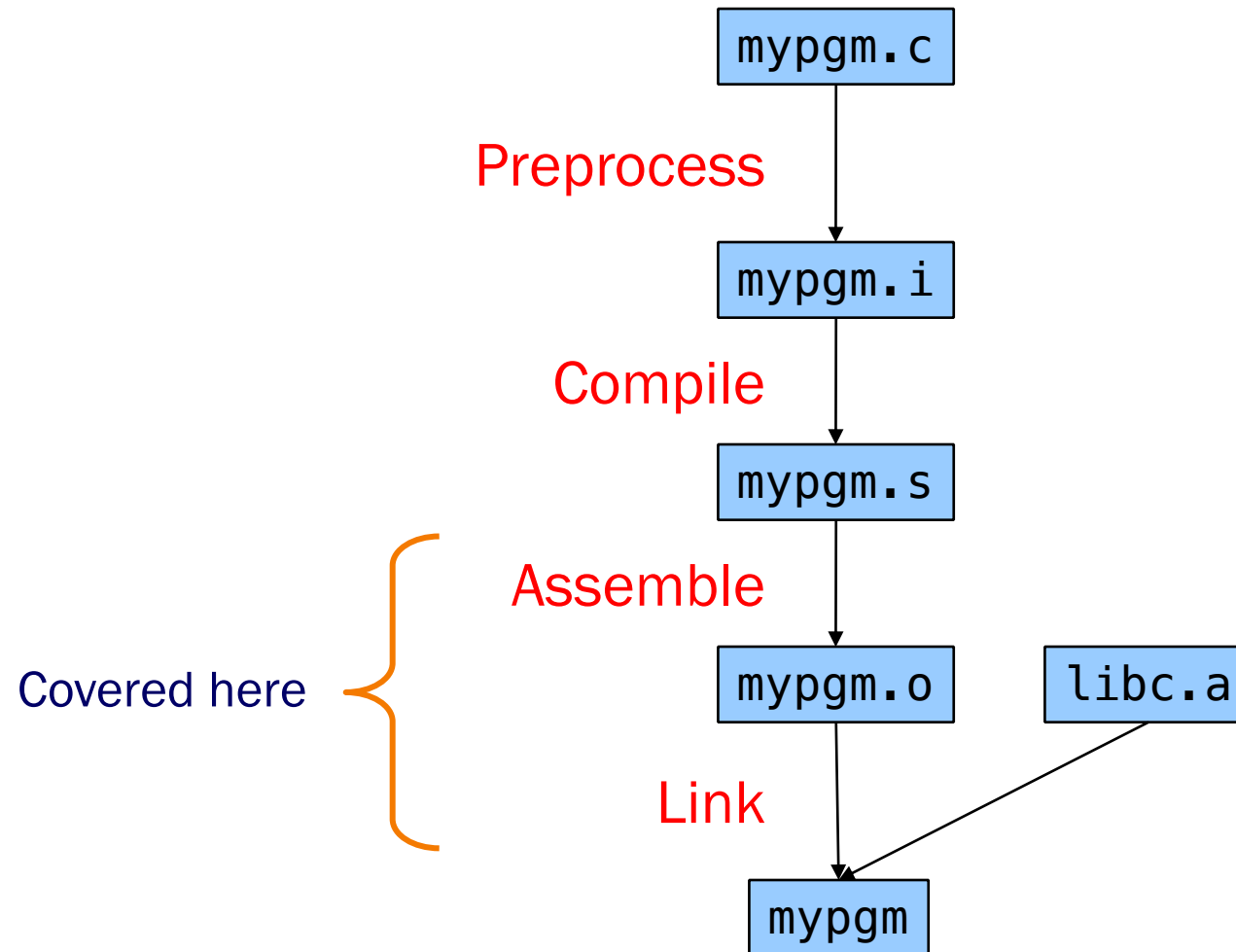
COS 217: Introduction to Programming Systems

From Assembler to Linker



PRINCETON UNIVERSITY

The Build Process





An Example Program

A simple (nonsensical) program,
in C and assembly:

```
#include <stdio.h>
int main(void)
{ printf("Type a char: ");
  if (getchar() == 'A')
    printf("Hi\n");
  return 0;
}
```

```
.section .rodata
msg1: .string "Type a char: "
msg2: .string "Hi\n"
.section .text
.global main
main:
    sub    sp, sp, 16
    str    x30, [sp]

    adr    x0, msg1
    bl     printf

    bl     getchar
    cmp    w0, 'A'
    bne    skip

    adr    x0, msg2
    bl     printf

skip:
    mov    w0, 0
    ldr    x30, [sp]
    add    sp, sp, 16
    ret
```

Let's consider the
machine language
equivalent...



Examining Machine Lang: RODATA

Assemble program; run objdump

```
$ gcc217 -c detecta.s  
$ objdump --full-contents --section .rodata detecta.o
```

```
detecta.o:      file format elf64-littleaarch64
```

```
Contents of section .rodata:
```

0000	54797065 20612063 6861723a 20004869	Type a char: .Hi
0010	0a00	..

Offsets

Contents

- Assembler does not know addresses
- Assembler knows only offsets
- "Type a char: " starts at offset 0x0
- "Hi\n" starts at offset 0xe



Examining Machine Lang: TEXT

```
$ objdump --disassemble --reloc detecta.o
```

Run objdump to see instructions

```
detecta.o:      file format elf64-littleaarch64
```

```
Disassembly of section .text:
```

```

0000000000000000 <main>:
   0: d10043ff      sub    sp, sp, #0x10
   4: f90003fe      str    x30, [sp]
   8: 10000000      adr    x0, 0 <main>
   c: 94000000      bl    0 <printf>
  10: 94000000      bl    0 <getchar>
  14: 7101041f      cmp    w0, #0x41
  18: 54000061      b.ne  24 <skip>
  1c: 10000000      adr    x0, 0 <main>
  20: 94000000      bl    0 <printf>

0000000000000024 <skip>:
  24: 52800000      mov    w0, #0x0
  28: f94003fe      ldr    x30, [sp]
  2c: 910043ff      add    sp, sp, #0x10
  30: d65f03c0      ret

```

Assembly language



Examining Machine Lang: TEXT

```

$ objdump --disassemble --reloc detecta.o
detecta.o:      file format elf64-littleaarch64

Disassembly of section .text:

0000000000000000 <main>:
  0: d10043ff      sub    sp, sp, #0x10
  4: f90003fe      str   x30, [sp]
  8: 10000000      adr   x0, 0 <main>
      8: R_AARCH64_ADR_PREL_L021    .rodata
  c: 94000000      bl   0 <printf>
      c: R_AARCH64_CALL26    printf
 10: 94000000      bl   0 <getchar>
      10: R_AARCH64_CALL26    getchar
 14: 7101041f      cmp   w0, #0x41
 18: 54000061      b.ne 24 <skip>
1c: 10000000      adr   x0, 0 <main>
      1c: R_AARCH64_ADR_PREL_L021    .rodata+0xe
 20: 94000000      bl   0 <printf>
      20: R_AARCH64_CALL26    printf

0000000000000024 <skip>:
 24: 52800000      mov   w0, #0x0
 28: f94003fe      ldr   x30, [sp]
2c: 910043ff      add   sp, sp, #0x10
30: d65f03c0      ret

```

Run objdump to see instructions

Machine language



Examining Machine Lang: TEXT

```
$ objdump --disassemble --reloc detecta.o
```

Run objdump to see instructions

```
detecta.o: file format elf64-littleaarch64
```

```
Disassembly of section .text:
```

Offsets

```

0000000000000000 <main>:
 0: d10043ff    sub    sp, sp, #0x10
 4: f90003fe    str   x30, [sp]
 8: 10000000    adr   x0, 0 <main>
      8: R_AARCH64_ADR_PREL_L021    .rodata
 c: 94000000    bl    0 <printf>
      c: R_AARCH64_CALL26    printf
10: 94000000    bl    0 <getchar>
      10: R_AARCH64_CALL26    getchar
14: 7101041f    cmp   w0, #0x41
18: 54000061    b.ne  24 <skip>
1c: 10000000    adr   x0, 0 <main>
      1c: R_AARCH64_ADR_PREL_L021    .rodata+0xe
20: 94000000    bl    0 <printf>
      20: R_AARCH64_CALL26    printf

0000000000000024 <skip>:
24: 52800000    mov   w0, #0x0
28: f94003fe    ldr   x30, [sp]
2c: 910043ff    add   sp, sp, #0x10
30: d65f03c0    ret

```

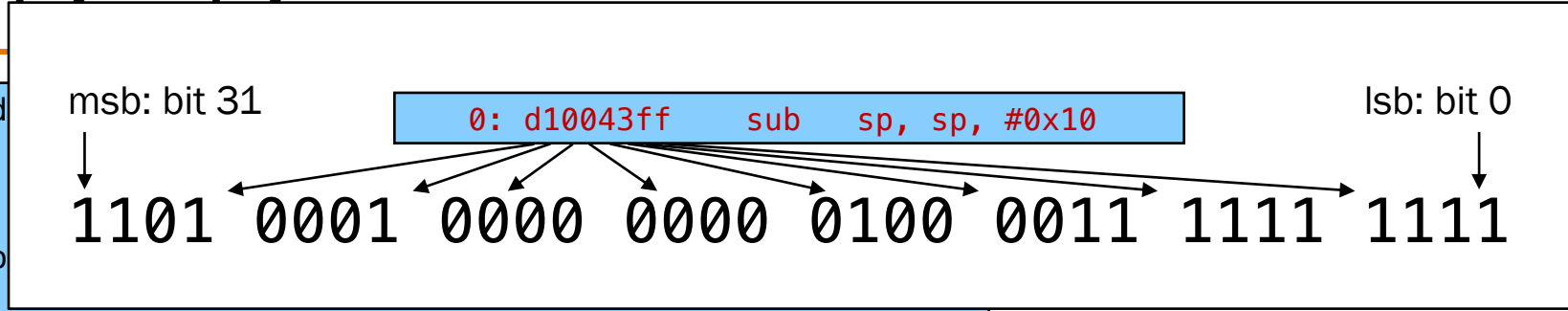
Let's examine one line at a time...



sub sp, sp, #0x10

```
$ objdump --d  
detecta.o:  
Disassembly of
```

```
0000000000000000 <main>:  
  0: d10043ff  sub    sp, sp, #0x10  
  4: f90003fe  str    x30, [sp]  
  8: 10000000  adr    x0, 0 <main>  
      8: R_AARCH64_ADR_PREL_L021  .rodata  
  c: 94000000  bl     0 <printf>  
      c: R_AARCH64_CALL26      printf  
 10: 94000000  bl     0 <getchar>  
     10: R_AARCH64_CALL26      getchar  
 14: 7101041f  cmp    w0, #0x41  
 18: 54000061  b.ne   24 <skip>  
 1c: 10000000  adr    x0, 0 <main>  
     1c: R_AARCH64_ADR_PREL_L021  .rodata+0xe  
 20: 94000000  bl     0 <printf>  
     20: R_AARCH64_CALL26      printf  
  
0000000000000024 <skip>:  
 24: 52800000  mov    w0, #0x0  
 28: f94003fe  ldr    x30, [sp]  
 2c: 910043ff  add    sp, sp, #0x10  
 30: d65f03c0  ret
```





str x30, [sp]

```
$ objdump --disassemble --reloc detecta.o
detecta.o:      file format elf64-littleaarch64

Disassembly of section .text:

0000000000000000 <main>:
   0: d10043ff    sub    sp, sp, #0x10
   4: f90003fe    str   x30, [sp]
   8: 10000000    adr   x0, 0 <main>
      8: R_AARCH64_ADR_PREL_L021    .rodata
  c: 94000000    bl   0 <printf>
      c: R_AARCH64_CALL26    printf
 10: 94000000    bl   0 <getchar>
      10: R_AARCH64_CALL26    getchar
 14: 7101041f    cmp   w0, #0x41
 18: 54000061    b.ne  24 <skip>
 1c: 10000000    adr   x0, 0 <main>
      1c: R_AARCH64_ADR_PREL_L021    .rodata+0xe
 20: 94000000    bl   0 <printf>
      20: R_AARCH64_CALL26    printf

0000000000000024 <skip>:
 24: 52800000    mov   w0, #0x0
 28: f94003fe    ldr   x30, [sp]
 2c: 910043ff    add   sp, sp, #0x10
 30: d65f03c0    ret
```




```
adr    x0, 0 <main>
```

```
$ objdump --disassemble --reloc detecta.o
detecta.o:      file format elf64-littleaarch64

Disassembly of section .text:

0000000000000000 <main>:
   0: d10043ff    sub    sp, sp, #0x10
   4: f90003fe    str    x30, [sp]
   8: 10000000    adr    x0, 0 <main>
      8: R_AARCH64_ADR_PREL_L021    .rodata
  c: 94000000    bl    0 <printf>
      c: R_AARCH64_CALL26    printf
 10: 94000000    bl    0 <getchar>
     10: R_AARCH64_CALL26    getchar
 14: 7101041f    cmp    w0, #0x41
 18: 54000061    b.ne  24 <skip>
 1c: 10000000    adr    x0, 0 <main>
     1c: R_AARCH64_ADR_PREL_L021    .rodata+0xe
 20: 94000000    bl    0 <printf>
     20: R_AARCH64_CALL26    printf

0000000000000024 <skip>:
 24: 52800000    mov    w0, #0x0
 28: f94003fe    ldr    x30, [sp]
 2c: 910043ff    add    sp, sp, #0x10
 30: d65f03c0    ret
```




Examining Machine Lang: TEXT

```
$ objdump --disassemble --reloc detecta.o
```

Run objdump to see instructions

```
detecta.o: file format elf64-littleaarch64
```

```
Disassembly of section .text:
```

```
0000000000000000 <main>:
  0: d10043ff  sub   sp, sp, #0x10
  4: f90003fe  str   x30, [sp]
  8: 10000000  adr   x0, 0 <main>
      8: R_AARCH64_ADR_PREL_L021 .rodata
  c: 94000000  bl   0 <printf>
      c: R_AARCH64_CALL26      printf
 10: 94000000  bl   0 <getchar>
      10: R_AARCH64_CALL26      getchar
 14: 7101041f  cmp   w0, #0x41
 18: 54000061  b.ne  24 <skip>
 1c: 10000000  adr   x0, 0 <main>
      1c: R_AARCH64_ADR_PREL_L021 .rodata+0xe
 20: 94000000  bl   0 <printf>
      20: R_AARCH64_CALL26      printf

0000000000000024 <skip>:
 24: 52800000  mov   w0, #0x0
 28: f94003fe  ldr   x30, [sp]
 2c: 910043ff  add   sp, sp, #0x10
 30: d65f03c0  ret
```

Relocation records



R_AARCH64_ADR_PREL_L021 .rodata

```
$ objdump --disassemble --reloc detecta.o

detecta.o:      file format elf64-littleaarch64

Disassembly of section .text:

0000000000000000 <main>:
   0: d10043ff    sub    sp, sp, #0x10
   4: f90003fe    str   x30, [sp]
   8: 10000000    adr   x0, 0 <main>
      8: R_AARCH64_ADR_PREL_L021    .rodata
  c: 94000000    bl    0 <printf>
      c: R_AARCH64_CALL26    printf
 10: 94000000    bl    0 <getchar>
      10: R_AARCH64_CALL26    getchar
 14: 7101041f    cmp   w0, #0x41
 18: 54000061    b.ne  24 <skip>
 1c: 10000000    adr   x0, 0 <main>
      1c: R_AARCH64_ADR_PREL_L021    .rodata+0xe
 20: 94000000    bl    0 <printf>
      20: R_AARCH64_CALL26    printf

0000000000000024 <skip>:
 24: 52800000    mov   w0, #0x0
 28: f94003fe    ldr   x30, [sp]
 2c: 910043ff    add   sp, sp, #0x10
 30: d65f03c0    ret
```



Relocation Record 1

8: R_AARCH64_ADR_PREL_L021 .rodata

This part is always the same,
it's the name of the machine architecture!

Dear Linker,

Please patch the TEXT section at offset 0x8.
Patch in a 21-bit* signed offset of an address, relative
to the PC, as appropriate for the adr instruction format.
When you determine the address of .rodata, use that
to compute the offset you need to do the patch.

Sincerely,
Assembler

- * 19 High-order bits of relative address in bits 5-23
- 2 Low-order bits of relative address in bits 29-30



bl 0 <printf>

```
$ objdump --disassemble --reloc detecta.o
detecta.o:      file format elf64-littleaarch64

Disassembly of section .text:

0000000000000000 <main>:
   0: d10043ff    sub    sp, sp, #0x10
   4: f90003fe    str   x30, [sp]
   8: 10000000    adr   x0, 0 <main>
   8: R_AARCH64_ADR_PREL_L021    .rodata
   c: 94000000    bl    0 <printf>
   c: R_AARCH64_CALL26    printf
  10: 94000000    bl    0 <getchar>
  10: R_AARCH64_CALL26    getchar
  14: 7101041f    cmp   w0, #0x41
  18: 54000061    b.ne  24 <skip>
 1c: 10000000    adr   x0, 0 <main>
 1c: R_AARCH64_ADR_PREL_L021    .rodata+0xe
 20: 94000000    bl    0 <printf>
 20: R_AARCH64_CALL26    printf

0000000000000024 <skip>:
 24: 52800000    mov   w0, #0x0
 28: f94003fe    ldr   x30, [sp]
 2c: 910043ff    add   sp, sp, #0x10
 30: d65f03c0    ret
```


R_AARCH64_CALL26

printf



```
$ objdump --disassemble --reloc detecta.o
detecta.o:      file format elf64-littleaarch64

Disassembly of section .text:

0000000000000000 <main>:
   0: d10043ff    sub    sp, sp, #0x10
   4: f90003fe    str   x30, [sp]
   8: 10000000    adr   x0, 0 <main>
      8: R_AARCH64_ADR_PREL_L021    .rodata
   c: 94000000    bl    0 <printf>
      c: R_AARCH64_CALL26    printf
  10: 94000000    bl    0 <getchar>
      10: R_AARCH64_CALL26    getchar
  14: 7101041f    cmp   w0, #0x41
  18: 54000061    b.ne  24 <skip>
 1c: 10000000    adr   x0, 0 <main>
      1c: R_AARCH64_ADR_PREL_L021    .rodata+0xe
 20: 94000000    bl    0 <printf>
      20: R_AARCH64_CALL26    printf

0000000000000024 <skip>:
  24: 52800000    mov   w0, #0x0
  28: f94003fe    ldr   x30, [sp]
 2c: 910043ff    add   sp, sp, #0x10
 30: d65f03c0    ret
```



Relocation Record 2

c: R_AARCH64_CALL26 printf

Dear Linker,

Please patch the TEXT section at offset 0xc. Patch in a 26-bit signed offset relative to the PC, appropriate for the function call (bl) instruction format. When you determine the address of printf, use that to compute the offset you need to do the patch.

Sincerely,
Assembler



bl 0 <getchar>

```
$ objdump --disassemble --reloc detecta.o
detecta.o:      file format elf64-littleaarch64

Disassembly of section .text:

0000000000000000 <main>:
   0: d10043ff    sub    sp, sp, #0x10
   4: f90003fe    str   x30, [sp]
   8: 10000000    adr   x0, 0 <main>
      8: R_AARCH64_ADR_PREL_L021    .rodata
   c: 94000000    bl    0 <printf>
      c: R_AARCH64_CALL26    printf
  10: 94000000    bl    0 <getchar>
      10: R_AARCH64_CALL26    getchar
  14: 7101041f    cmp   w0, #0x41
  18: 54000061    b.ne  24 <skip>
 1c: 10000000    adr   x0, 0 <main>
      1c: R_AARCH64_ADR_PREL_L021    .rodata+0xe
  20: 94000000    bl    0 <printf>
      20: R_AARCH64_CALL26    printf

0000000000000024 <skip>:
  24: 52800000    mov   w0, #0x0
  28: f94003fe    ldr   x30, [sp]
 2c: 910043ff    add   sp, sp, #0x10
 30: d65f03c0    ret
```




Relocation Record 3

10: R_AARCH64_CALL26 `getchar`

Dear Linker,

Please patch the TEXT section at offset 0x10.
Patch in a 26-bit signed offset relative to the PC,
appropriate for the function call (bl) instruction format.
When you determine the address of getchar, use that
to compute the offset you need to do the patch.

Sincerely,
Assembler



cmp w0, #0x41

```
$ objdump --disassemble --reloc detecta.o
detecta.o:      file format elf64-littleaarch64

Disassembly of section .text:

0000000000000000 <main>:
   0: d10043ff    sub    sp, sp, #0x10
   4: f90003fe    str   x30, [sp]
   8: 10000000    adr   x0, 0 <main>
      8: R_AARCH64_ADR_PREL_L021    .rodata
  c: 94000000    bl    0 <printf>
      c: R_AARCH64_CALL26    printf
 10: 94000000    bl    0 <getchar>
      10: R_AARCH64_CALL26    getchar
 14: 7101041f    cmp   w0, #0x41
 18: 54000061    b.ne  24 <skip>
 1c: 10000000    adr   x0, 0 <main>
      1c: R_AARCH64_ADR_PREL_L021    .rodata+0xe
 20: 94000000    bl    0 <printf>
      20: R_AARCH64_CALL26    printf

0000000000000024 <skip>:
 24: 52800000    mov   w0, #0x0
 28: f94003fe    ldr   x30, [sp]
 2c: 910043ff    add   sp, sp, #0x10
 30: d65f03c0    ret
```




b.ne 24 <skip>

```
$ objdump --disassemble --reloc detecta.o
detecta.o:      file format elf64-littleaarch64

Disassembly of section .text:

0000000000000000 <main>:
   0: d10043ff    sub    sp, sp, #0x10
   4: f90003fe    str   x30, [sp]
   8: 10000000    adr   x0, 0 <main>
      8: R_AARCH64_ADR_PREL_L021    .rodata
   c: 94000000    bl   0 <printf>
      c: R_AARCH64_CALL26    printf
  10: 94000000    bl   0 <getchar>
     10: R_AARCH64_CALL26    getchar
  14: 7101041f    cmp   w0, #0x41
  18: 54000061    b.ne 24 <skip>
  1c: 10000000    adr   x0, 0 <main>
     1c: R_AARCH64_ADR_PREL_L021    .rodata+0xe
  20: 94000000    bl   0 <printf>
     20: R_AARCH64_CALL26    printf

0000000000000024 <skip>:
  24: 52800000    mov   w0, #0x0
  28: f94003fe    ldr   x30, [sp]
  2c: 910043ff    add   sp, sp, #0x10
  30: d65f03c0    ret
```




R_AARCH64_ADR_PREL_L021 .rodata+0xe

```
$ objdump --disassemble --reloc detecta.o
detecta.o:      file format elf64-littleaarch64

Disassembly of section .text:

0000000000000000 <main>:
   0: d10043ff    sub    sp, sp, #0x10
   4: f90003fe    str   x30, [sp]
   8: 10000000    adr   x0, 0 <main>
          8: R_AARCH64_ADR_PREL_L021    .rodata
   c: 94000000    bl   0 <printf>
          c: R_AARCH64_CALL26      printf
  10: 94000000    bl   0 <getchar>
          10: R_AARCH64_CALL26      getchar
  14: 7101041f    cmp   w0, #0x41
  18: 54000061    b.ne 24 <skip>
  1c: 10000000    adr   x0, 0 <main>
          1c: R_AARCH64_ADR_PREL_L021    .rodata+0xe
  20: 94000000    bl   0 <printf>
          20: R_AARCH64_CALL26      printf

0000000000000024 <skip>:
  24: 52800000    mov   w0, #0x0
  28: f94003fe    ldr   x30, [sp]
  2c: 910043ff    add   sp, sp, #0x10
  30: d65f03c0    ret
```



Relocation Record 4

1c: R_AARCH64_ADR_PREL_L021 .rodata+0xe

Dear Linker,

Please patch the TEXT section at offset 0x1c.
Patch in a 21-bit signed offset of an address, relative
to the PC, as appropriate for the adr instruction format.
When you determine the address of .rodata, add 0xe
and use that to compute the offset you need to do the
patch.

Sincerely,
Assembler



Another printf, with relocation record...

```
$ objdump --disassemble --reloc detecta.o

detecta.o:      file format elf64-littleaarch64

Disassembly of section .text:

0000000000000000 <main>:
   0: d10043ff    sub    sp, sp, #0x10
   4: f90003fe    str   x30, [sp]
   8: 10000000    adr   x0, 0 <main>
                8: R_AARCH64_ADR_PREL_L021    .rodata
   c: 94000000    bl    0 <printf>
                c: R_AARCH64_CALL26    printf
  10: 94000000    bl    0 <getchar>
                10: R_AARCH64_CALL26    getchar
  14: 7101041f    cmp   w0, #0x41
  18: 54000061    b.ne  24 <skip>
 1c: 10000000    adr   x0, 0 <main>
                1c: R_AARCH64_ADR_PREL_L021    .rodata+0xe
 20: 94000000    bl    0 <printf>
                20: R_AARCH64_CALL26    printf

0000000000000024 <skip>:
  24: 52800000    mov   w0, #0x0
  28: f94003fe    ldr   x30, [sp]
 2c: 910043ff    add   sp, sp, #0x10
 30: d65f03c0    ret
```



Last Example: Your Turn!

What does this relocation record mean?

```
20: 94000000    bl    0 <printf>
```

```
20: R_AARCH64_CALL26    printf
```

See context on previous slides with parallel records:
bl printf (#48)
bl getchar (#51)

Dear Linker,

Please patch the TEXT section at offset 0x20.
Patch in a 26-bit signed offset relative to the PC,
appropriate for the function call (bl) instruction format.
When you determine the address of printf, use that to
compute the offset you need to do the patch.

Sincerely,
Assembler



Everything Else is Similar...

```
$ objdump --disassemble --reloc detecta.o

detecta.o:      file format elf64-littleaarch64

Disassembly of section .text:

0000000000000000 <main>:
  0: d10043ff    sub   sp, sp, #0x10
  4: f90003fe    str  x30, [sp]
  8: 10000000    adr  x0, 0 <main>
             8: R_AARCH64_ADR_PREL_L021    .rodata
  c: 94000000    bl   0 <printf>
             c: R_AARCH64_CALL26        printf
 10: 94000000    bl   0 <getchar>
             10: R_AARCH64_CALL26        getchar
 14: 7101041f    cmp  w0, #0x41
 18: 54000061    b.ne 24 <skip>
 1c: 10000000    adr  x0, 0 <main>
             1c: R_AARCH64_ADR_PREL_L021    .rodata+0xe
 20: 94000000    bl   0 <printf>
             20: R_AARCH64_CALL26        printf

0000000000000024 <skip>:
 24: 52800000    mov  w0, #0x0
 28: f94003fe    ldr  x30, [sp]
 2c: 910043ff    add  sp, sp, #0x10
 30: d65f03c0    ret
```

Exercise for you:
using information from these slides, create a bitwise breakdown of these instructions, and convince yourself that the hex values are correct!



From Assembler to Linker

Assembler writes its data structures to .o file

Linker:

- Reads .o file
- Writes executable binary file
- Works in two phases: **resolution** and **relocation**



Linker Resolution

```
$ gcc217 prontf.c
prontf.c: In function 'main':
prontf.c:6:1: warning: implicit declaration of function 'prontf' [-Wimplicit-function-declaration]
 { prontf("hello, world\n");
   ^
/tmp/ccjA2CnG.o: In function `main':
prontf.c:(.text+0x10): undefined reference to `prontf'
collect2: error: ld returned 1 exit status
```

Resolution

- Linker resolves references

For our sample program, linker:

- Notes that labels `getchar` and `printf` are unresolved
- Fetches machine language code defining `getchar` and `printf` from `libc.a`
- Adds that code to TEXT section
- Adds more code (e.g. definition of `_start`) to TEXT section too
- Adds code to other sections too



Linker Relocation



Relocation

- Linker relocates code into final combined sections with addresses
- Linker traverses relocation records, patching instructions as specified

@impatrickt



Examining Machine Language: RODATA

Link program; run objdump on final executable

```
$ gcc217 detecta.o -o detecta
$ objdump --full-contents --section .rodata detecta

detecta:      file format elf64-littlearch64

Contents of section .rodata:
400710 01000200 00000000 00000000 00000000 .....
400720 54797065 20612063 6861723a 20004869 Type a char: .Hi
400730 0a00                                ..
```

Addresses,
not offsets

RODATA is at `0x400710`
Starts with some **header info**
Real start of RODATA is at `0x400720`
`"Type a char: "` starts at `0x400720`
`"Hi\n"` starts at `0x40072e`



Examining Machine Language: TEXT

```
$ objdump --disassemble --reloc detecta
detecta:      file format elf64-littlearch64

...

0000000000400650 <main>:
400650:  d10043ff  sub    sp, sp, #0x10
400654:  f90003fe  str   x30, [sp]
400658:  10000640  adr   x0, 400720 <msg1>
40065c:  97ffffa1  bl   4004e0 <printf@plt>
400660:  97ffff9c  bl   4004d0 <getchar@plt>
400664:  7101041f  cmp   w0, #0x41
400668:  54000061  b.ne  400674 <skip>
40066c:  50000600  adr   x0, 40072e <msg2>
400670:  97ffff9c  bl   4004e0 <printf@plt>

0000000000400674 <skip>:
400674:  52800000  mov   w0, #0x0
400678:  f94003fe  ldr   x30, [sp]
40067c:  910043ff  add   sp, sp, #0x10
400680:  d65f03c0  ret
```

Run objdump to see instructions

Addresses,
not offsets



Examining Machine Language: TEXT

```
$ objdump --disassemble --reloc detecta
detecta:      file format elf64-littlearch64

...

0000000000400650 <main>:
 400650:  d10043ff  sub    sp, sp, #0x10
 400654:  f90003fe  str   x30, [sp]
 400658:  10000640  adr   x0, 400720 <msg1>
 40065c:  97ffffa1  bl   4004e0 <printf@plt>
 400660:  97ffff9c  bl   4004d0 <getchar@plt>
 400664:  7101041f  cmp   w0, #0x41
 400668:  54000061  b.ne  400674 <skip>
 40066c:  50000600  adr   x0, 40072e <msg2>
 400670:  97ffff9c  bl   4004e0 <printf@plt>

0000000000400674 <skip>:
 400674:  52800000  mov   w0, #0x0
 400678:  f94003fe  ldr   x30, [sp]
 40067c:  910043ff  add   sp, sp, #0x10
 400680:  d65f03c0  ret
```

Additional code




Examining Machine Language: TEXT

```
$ objdump --disassemble --reloc detecta
detecta:      file format elf64-littlearch64

...

0000000000400650 <main>:
 400650:  d10043ff    sub    sp, sp, #0x10
 400654:  f90003fe    str    x30, [sp]
 400658:  10000640    adr    x0, 400720 <msg1>
 40065c:  97ffffa1    bl     4004e0 <printf@plt>
 400660:  97ffff9c    bl     4004d0 <getchar@plt>
 400664:  7101041f    cmp    w0, #0x41
 400668:  54000061    b.ne  400674 <skip>
 40066c:  50000600    adr    x0, 40072e <msg2>
 400670:  97ffff9c    bl     4004e0 <printf@plt>

0000000000400674 <skip>:
 400674:  52800000    mov    w0, #0x0
 400678:  f94003fe    ldr    x30, [sp]
 40067c:  910043ff    add    sp, sp, #0x10
 400680:  d65f03c0    ret
```



No relocation records!

Let's see what the linker
did with them...



adr x0, 400720 <msg1>

```
$ objdump --disassemble --reloc detecta
detecta:      file format elf64-littleaarch64

...

0000000000400650 <main>:
 400650:  d10043ff    sub    sp, sp, #0x10
 400654:  f90003fe    str   x30, [sp]
 400658:  10000640    adr   x0, 400720 <msg1>
 40065c:  97ffffa1    bl    4004e0 <printf@plt>
 400660:  97ffff9c    bl    4004d0 <getchar@plt>
 400664:  7101041f    cmp   w0, #0x41
 400668:  54000061    b.ne  400674 <skip>
 40066c:  50000600    adr   x0, 40072e <msg2>
 400670:  97ffff9c    bl    4004e0 <printf@plt>

0000000000400674 <skip>:
 400674:  52800000    mov   w0, #0x0
 400678:  f94003fe    ldr   x30, [sp]
 40067c:  910043ff    add   sp, sp, #0x10
 400680:  d65f03c0    ret
```




bl 4004e0 <printf@plt>

```
$ objdump --disassemble --reloc detecta
detecta:      file format elf64-littlearch64

...

0000000000400650 <main>:
 400650:  d10043ff    sub    sp, sp, #0x10
 400654:  f90003fe    str   x30, [sp]
 400658:  10000640    adr   x0, 400720 <msg1>
 40065c:  97ffffa1    bl    4004e0 <printf@plt>
 400660:  97ffff9c    bl    4004d0 <getchar@plt>
 400664:  7101041f    cmp   w0, #0x41
 400668:  54000061    b.ne  400674 <skip>
 40066c:  50000600    adr   x0, 40072e <msg2>
 400670:  97ffff9c    bl    4004e0 <printf@plt>

0000000000400674 <skip>:
 400674:  52800000    mov   w0, #0x0
 400678:  f94003fe    ldr   x30, [sp]
 40067c:  910043ff    add   sp, sp, #0x10
 400680:  d65f03c0    ret
```




Everything Else is Similar...

```
$ objdump --disassemble --reloc detecta
detecta:      file format elf64-littlearch64

...

0000000000400650 <main>:
 400650:  d10043ff    sub    sp, sp, #0x10
 400654:  f90003fe    str   x30, [sp]
 400658:  10000640    adr   x0, 400720 <msg1>
 40065c:  97ffffa1    bl    4004e0 <printf@plt>
 400660:  97ffff9c    bl    4004d0 <getchar@plt>
 400664:  7101041f    cmp   w0, #0x41
 400668:  54000061    b.ne  400674 <skip>
 40066c:  50000600    adr   x0, 40072e <msg2>
 400670:  97ffff9c    bl    4004e0 <printf@plt>

0000000000400674 <skip>:
 400674:  52800000    mov   w0, #0x0
 400678:  f94003fe    ldr   x30, [sp]
 40067c:  910043ff    add   sp, sp, #0x10
 400680:  d65f03c0    ret
```



Summary

AARCH64 Machine Language

- 32-bit instructions
- Formats have conventional locations for opcodes, registers, etc.

Assembler

- Reads assembly language file
- Generates TEXT, RODATA, DATA, BSS sections
 - Containing machine language code
- Generates **relocation records**
- Writes object (.o) file

Linker

- Reads object (.o) file(s)
- Does **resolution**: resolves references to make code complete
- Does **relocation**: traverses relocation records to patch code
- Writes executable binary file



Wrapping Up the Course

No precepts today/tomorrow -- this is the last class meeting.

Assignment 6 is due on Wednesday 4/29 at 9:00pm

- “Regular” assignment – not subject to Dean’s Date restrictions

Plenty of office hours over the next 2+ weeks

- Exact schedule will be pinned on Ed

Review session: Thursday 5/7 at 7:00 PM. Location TBA, but likely CS 104.

Final Exam: Sunday 5/10 at 4:00 PM in Friend 101

<https://www.cs.princeton.edu/courses/cos217/exam2.php>



We Have Covered:

Programming in the large

- Program design
- Programming style
- Building
- Testing
- Debugging
- Data structures
- Modularity
- Performance
- Version control

Programming at several levels

- ARM Machine Language
- ARM Assembly Language
- The C programming language
- (just a taste of) the bash shell

Core systems and organization ideas

- Preprocess, Compile, Assemble, Link
- Storage hierarchy
- (just a taste of) Processes and VM

The end.



```
return EXIT_SUCCESS;
```