
Topic 11: Loops

COS 320

Compiling Techniques

Princeton University
Spring 2015

Prof. David August

Loop Preheaders

Recall:

- A *loop* is a set of CFG nodes S such that:
 1. there exists a *header* node h in S that dominates all nodes in S .
 - there exists a path of directed edges from h to any node in S .
 - h is the only node in S with predecessors not in S .
 2. from any node in S , there exists a path of directed edges to h .
- A loop is a single entry, multiple exit region.

Loop Preheaders:

- Some loop optimizations (loop invariant code removal) need to insert statements immediately before loop header.
- Create a loop *preheader* - a basic block before the loop header block.

Loop Preheader Example

Loop Invariant Computation

- Given statements in loop s : $t = a_1 \text{ op } a_2$:
 - s is loop-invariant if a_1, a_2 have same value each loop iteration.
 - may sometimes be possible to hoist s outside loop.
- Cannot always tell whether a will have same value each iteration \rightarrow conservative approximation.
- $d: t = a_1 \text{ op } a_2$ is loop-invariant within loop L if for each a_i :
 1. a_i is constant, or
 2. all definitions of a_i that reach d are outside L , or
 3. only one definition of a_i reaches d , and is loop-invariant.

Loop Invariant Computation

Iterative algorithm for determining loop-invariant computations:

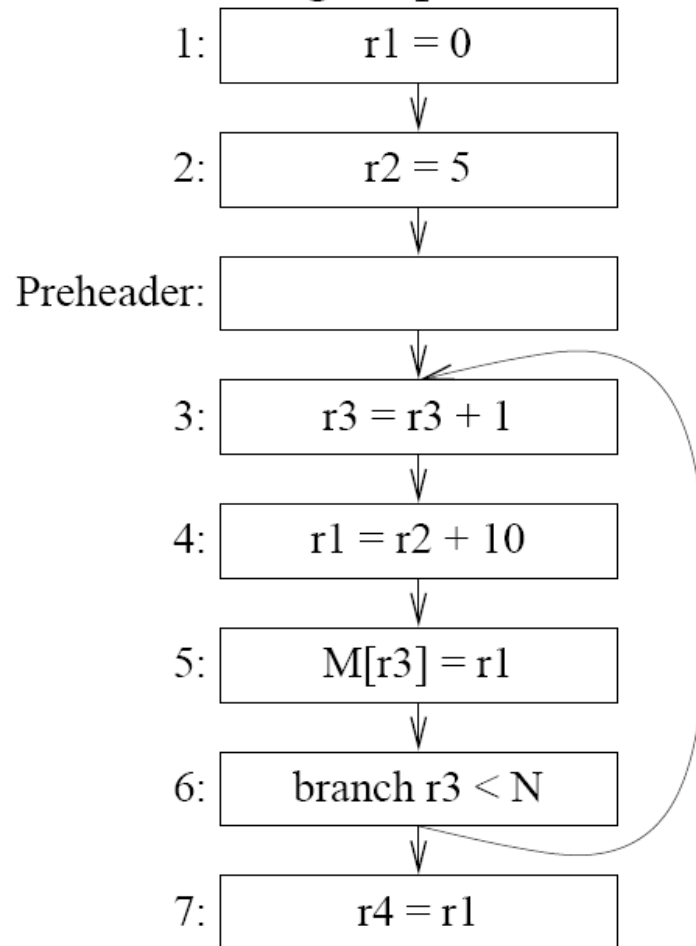
```
mark "invariant" all definitions whose operands
- are constant, or
- whose reaching definitions are outside loop.
```

```
WHILE (changes have occurred)
```

```
  mark "invariant" all definitions whose operands
  - are constant,
  - whose reaching definitions are outside loop, or
  - which have a single reaching definition in loop
  marked invariant.
```

Loop Invariant Code Motion (LICM)

After detecting loop-invariant computations, perform code motion.

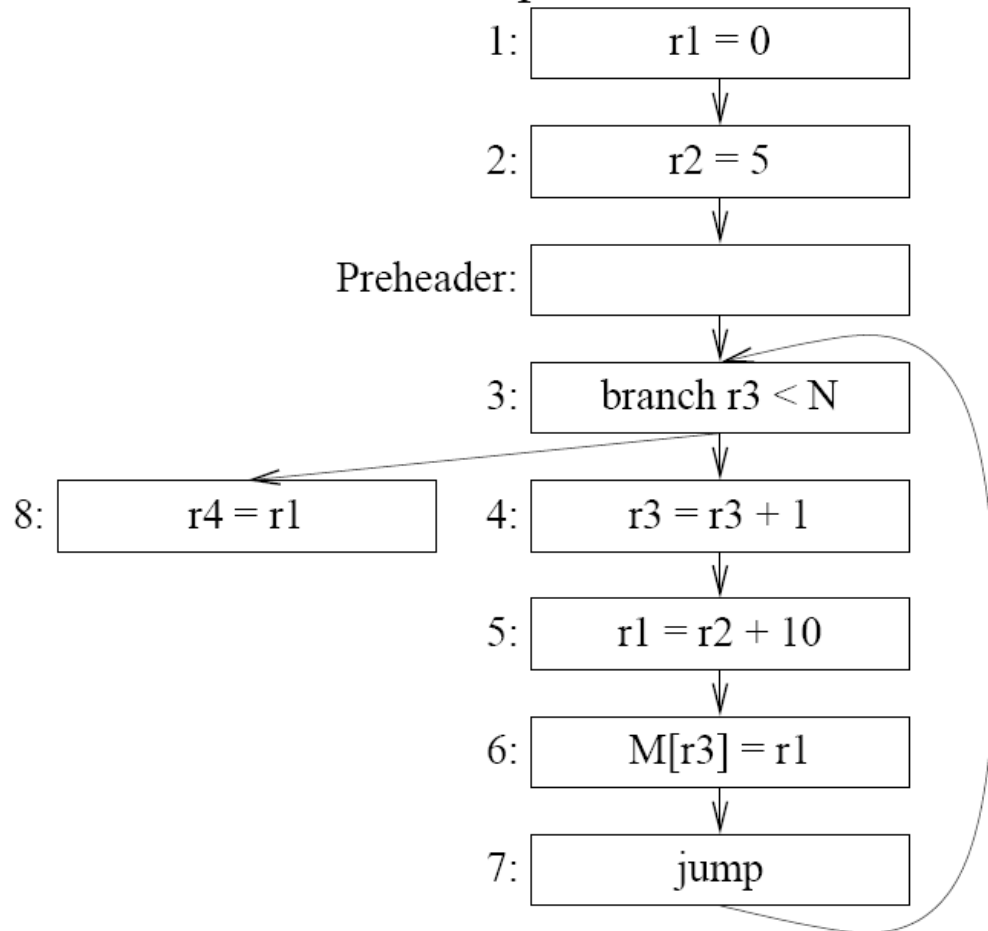


Subject to some constraints.

LICM: Constraint 1

$d: t = a \text{ op } b$

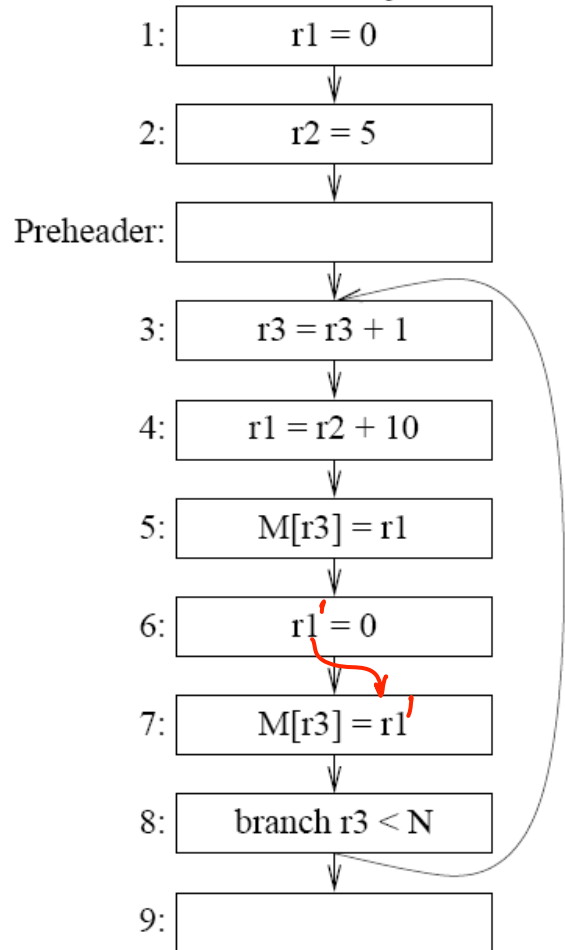
d must dominate all loop exit nodes where t is live out.



LICM: Constraint 2

$d: t = a \text{ op } b$

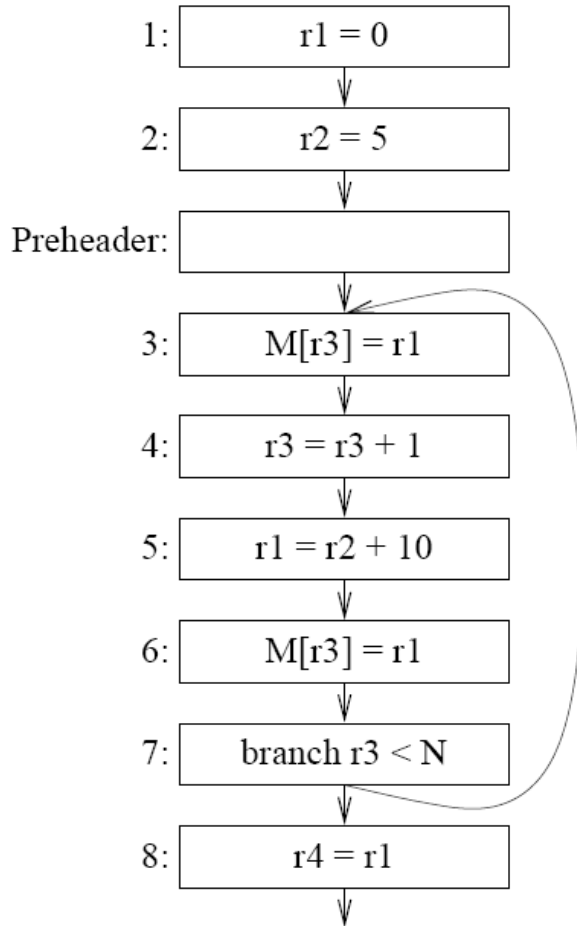
there must be only one definition of t inside loop.



LICM: Constraint 3

$d: t = a \text{ op } b$

t must not be live-out of loop preheader node (live-in to loop)



LICM

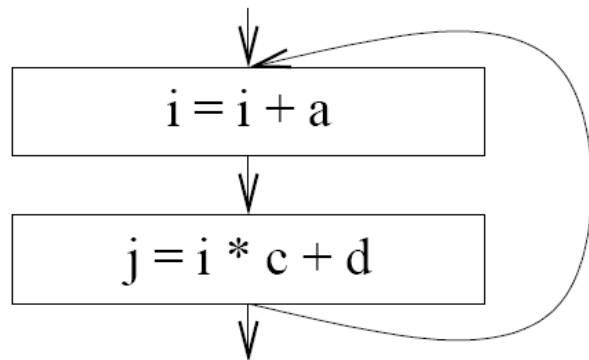
Algorithm for code motion:

- Examine invariant statements of L in same order in which they were marked.
- If invariant statement s satisfies three criteria for code motion, remove s from L , and insert into preheader node of L .

Induction Variables

Variable i in loop L is called induction variable of L if each time i changes value in L , it is incremented/decremented by loop-invariant value.

Assume a, c loop-invariant.



- i is an induction variable
- j is an induction variable
 - $j = i * c$ is equivalent to $j = j + a * c$
 - compute $e = a * c$ outside loop:
 $j = j + e \Rightarrow$ strength reduction
 - may not need to use i in loop \Rightarrow induction variable elimination

Induction Variable Detection

Scan loop L for two classes of induction variables:

- *basic* induction variables - variables (i) whose only definitions within L are of the form $i = i + c$ or $i = i - c$, c is loop invariant.
- *derived* induction variables - variables (j) defined only once within L , whose value is linear function of some basic induction variable L .

Associate triple (i, a, b) with each ^{← basic} induction variable j

- i is basic induction variable; a and b are loop invariant.
- value of j at point of definition is $a + b * i$
- j belongs to the family of i

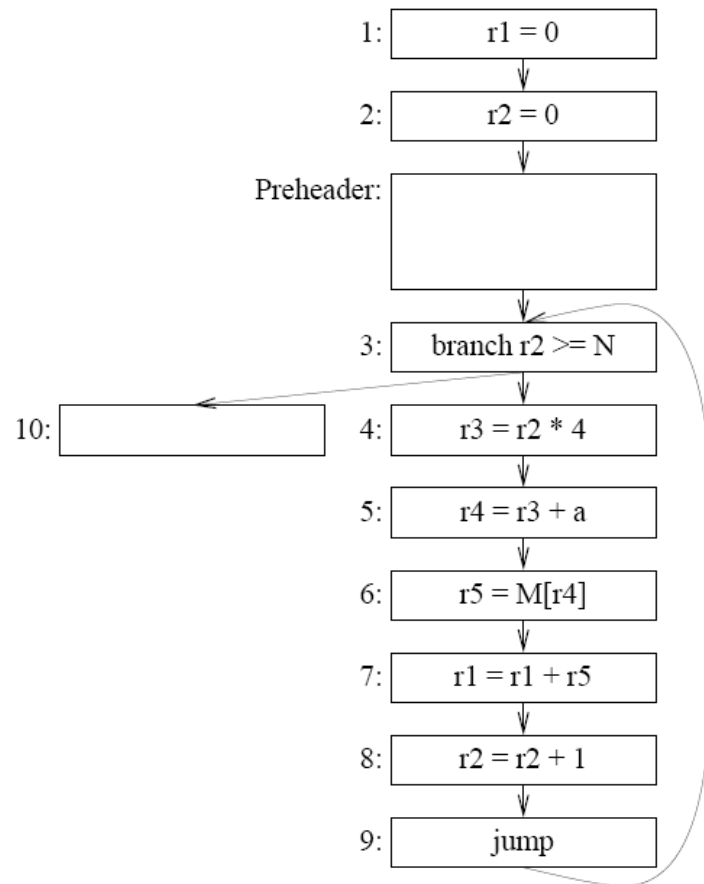
Induction Variable Detection: Algorithm

Algorithm for induction variable detection:

- Scan statements of L for basic induction variables i
 - for each i , associate triple $(i, 0, 1)$ $1 \cdot i + 0 = i$
 - i belongs to its own family.
- Scan statements of L for derived induction variables k :
 1. there must be single assignment to k within L of the form $k = j * c$ or $k = j + d$, j is an induction variable; c, d loop-invariant, and
 2. if j is a derived induction variable belonging to the family of i , then:
 - the only definition of j that reaches k must be one in L , and
 - no definition of i must occur on any path between definition of j and definition of k
- Assume j associated with triple $(i, a, b): j = a + b * i$ at point of definition.
- Can determine triple for k based on triple for j and instruction defining k :
 - $k = j * c \rightarrow (i, a*c, b*c)$
 - $k = j + d \rightarrow (i, a + d, b)$

Induction Variable Detection: Example

```
s = 0;  
for(i = 0; i < N; i++)  
    s += a[i];
```



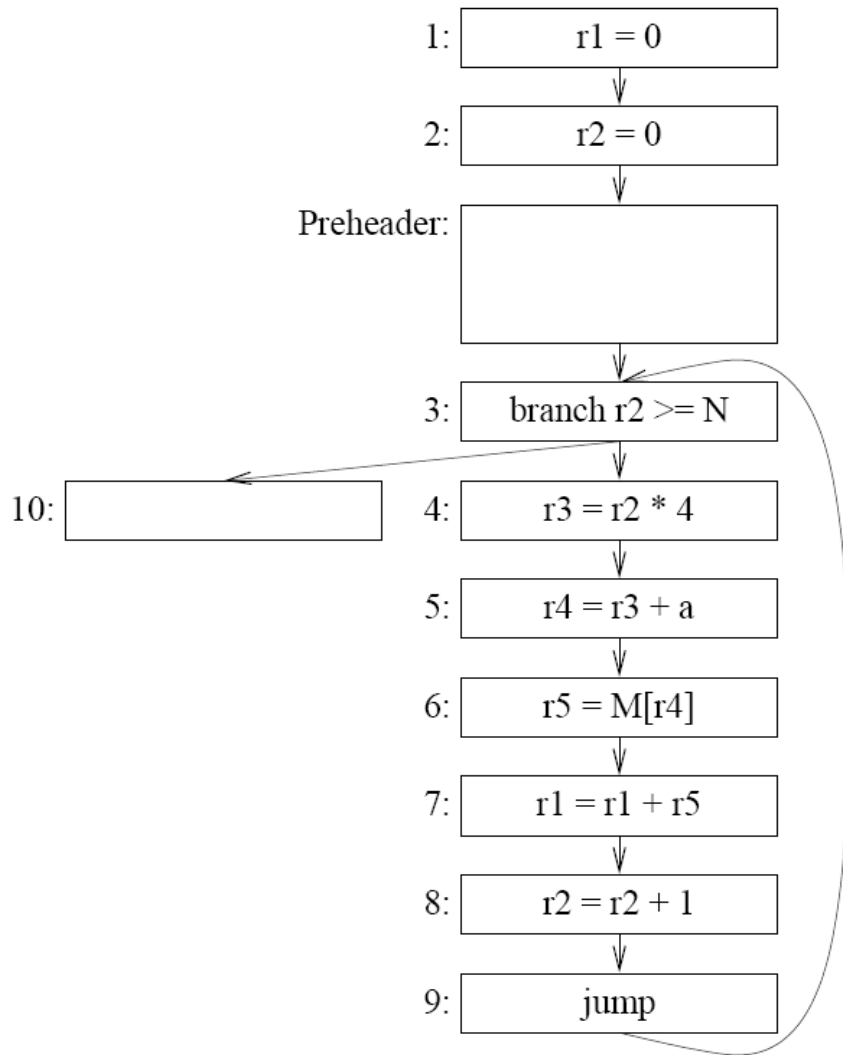
Strength Reduction

1. For each derived induction variable j with triple (i, a, b) , create new j' .
 - all derived induction variables with same triple (i, a, b) may share j'
2. After each definition of i in L , $i = i + c$, insert statement:
$$j' = j' + b * c$$
 - $b * c$ is loop-invariant and may be computed in preheader or during compile time.
3. Replace unique assignment to j with $j = j'$.
4. Initialize j' at end of preheader node:

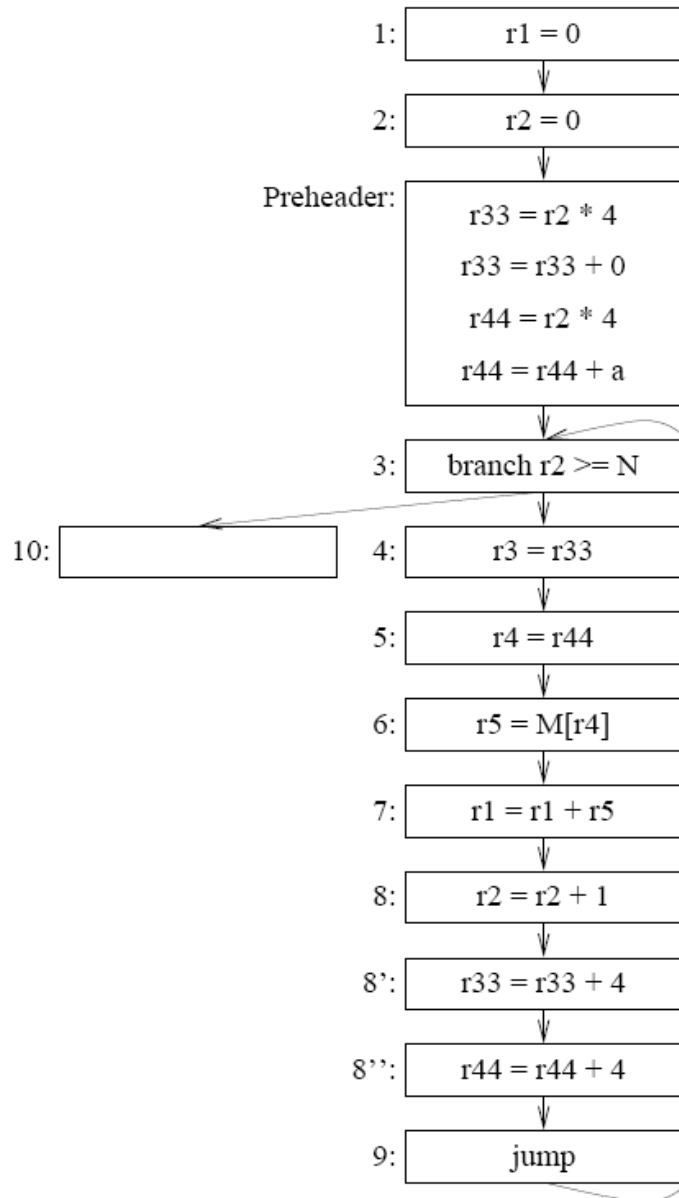
$$j' = b * i$$
$$j' = j' + a$$

- Strength reduction still requires multiplication, but multiplication now performed outside loop.
- j' also has triple (i, a, b)

Strength Reduction Example



Strength Reduction Example

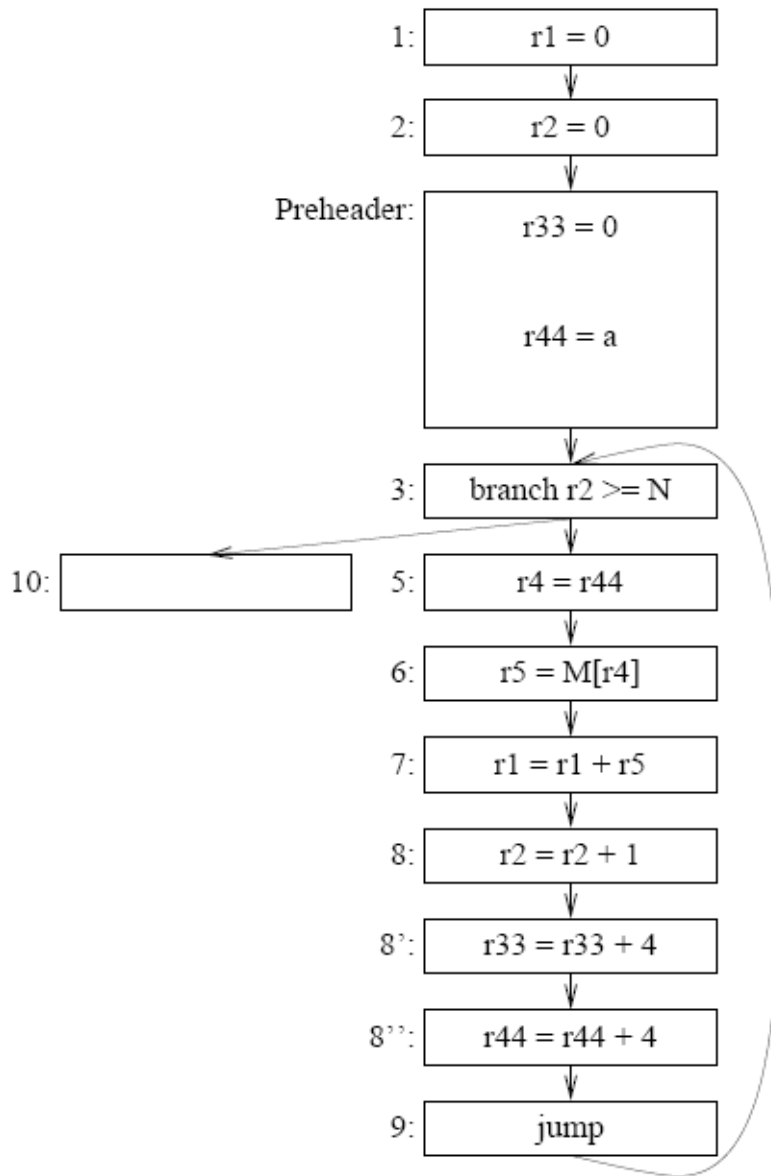


Induction Variable Elimination

After strength reduction has been performed:

- some induction variables are only used in comparisons with loop-invariant values.
- some induction variables are *useless*
 - dead on all loop exits, used only in definition of itself.
 - dead code elimination will not remove useless induction variables.

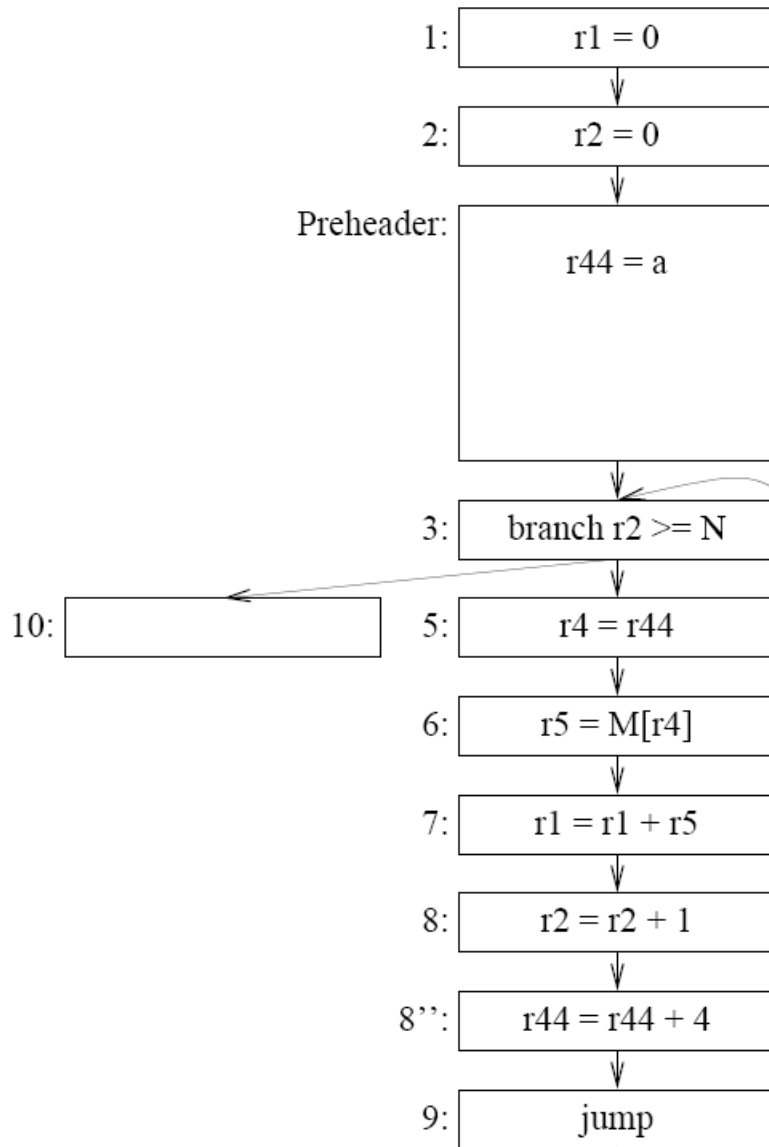
Induction Variable Elimination Example



Induction Variable Elimination

- Variable k is *almost useless* if it is only used in comparisons with loop-invariant values, and there exists another induction variable t in the same family as k that is not useless.
- Replace k in comparison with t
→ k is useless

Induction Variable Elimination: Example



Induction Variable Elimination: Example

