



Assembly Language: Function Calls

Goals of this Lecture



Help you learn:

- Function call problems
- AARCH64 solutions
 - Pertinent instructions and conventions



Function Call Problems

(1) Calling and returning

- How does caller function **jump** to callee function?
- How does callee function **jump back** to the right place in caller function?

(2) Passing arguments

- How does caller function pass **arguments** to callee function?

(3) Storing local variables

- Where does callee function store its **local variables**?

(4) Returning a value

- How does callee function send **return value** back to caller function?
- How does caller function access the **return value**?

(5) Optimization

- How do caller and callee function minimize memory access?

Running Example



```
long absadd(long a, long b)
{
    long absA, absB, sum;
    absA = labs(a);
    absB = labs(b);
    sum = absA + absB;
    return sum;
}
```

Calls standard C `labs()` function

- Returns absolute value of given `long`

Agenda



Calling and returning

Passing arguments

Storing local variables

Returning a value

Optimization

Problem 1: Calling and Returning

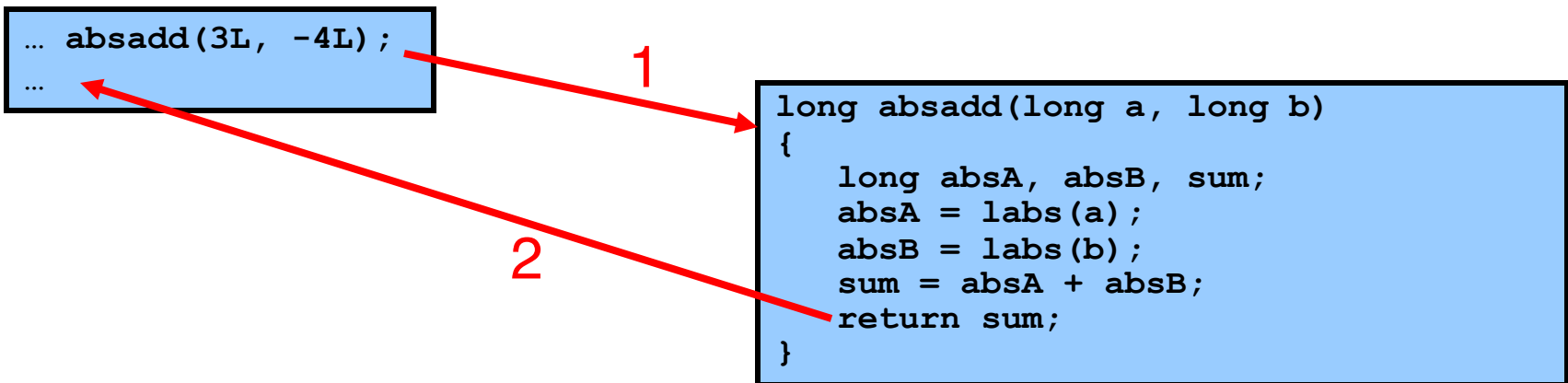


How does caller *call* the callee?

- i.e., Jump to the address of the callee's first instruction

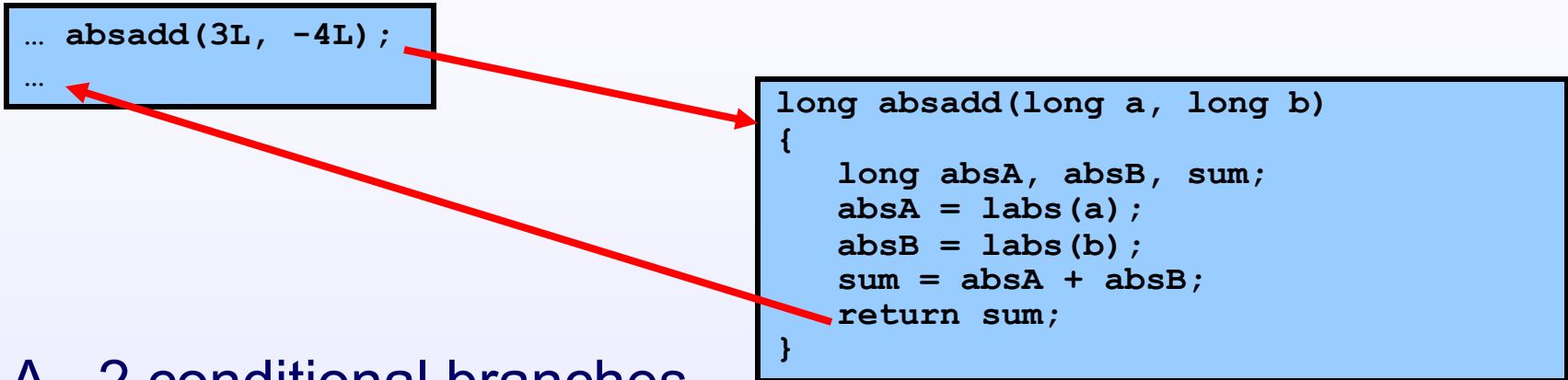
How does the callee get back to the right place in caller?

- i.e., Jump to the instruction immediately following the most-recently-executed call instruction



▶ iClicker Question

Q: Based on last lecture, what instructions would we use to “jump” into and back out of the callee?



- A. 2 conditional branches
- B. 1 conditional branch, then 1 unconditional branch
- C. 1 unconditional branch, then 1 conditional branch
- D. 2 unconditional branches
- E. Something more complicated

Attempted Solution: b Instruction



Attempted solution: caller and callee use
b (unconditional branch) instruction

```
f:  
...  
b g // Call g  
fReturnPoint:  
...
```

```
g:  
...  
b fReturnPoint // Return
```


Attempted Solution: b Instruction



Problem: callee may be called by multiple callers

```
f1:  
...  
b g      // Call g  
f1ReturnPoint:  
...
```

```
g:  
...  
b ???    // Return
```

```
f2:  
...  
b g      // Call g  
f2ReturnPoint:  
...
```



Partial Solution: Use Register

br (branch register) instruction branches to address in X arg

```
f1:  
    adr x30, f1ReturnPoint  
    b g          // Call g  
f1ReturnPoint:  
    ...
```

```
f2:  
    adr x30, f2ReturnPoint  
    b g          // Call g  
f2ReturnPoint:  
    ...
```

```
g:  
    ...  
    br x30      // Return
```

Correctly returns
to either f1 or f2



Partial Solution: Auto Register

bl (branch and link) instruction stores return point in X30
ret (return) instruction returns to address in X30

```
f1:  
  bl g      // Call g  
  ...
```

```
f2:  
  bl g      // Call g  
  ...
```

```
g:  
  ...  
  ret      // Return
```

Correctly returns
to either f1 or f2



Still not quite there yet ...

Problem: Cannot handle nested function calls

```
f:
  bl g          // Call g
  ...          // location 1
```

Problem if $f()$ calls $g()$,
and $g()$ calls $h()$

Return address $g()$ \rightarrow $f()$
is lost

```
g:
  bl h          // Call h
  ...          // location 2
  ret          // Return
```

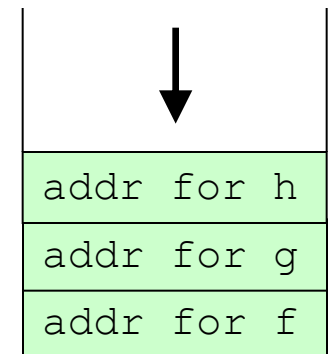
```
h:
  ... .. .
  ret          // Return
```



Rest of Solution: Use the Stack

Observations:

- May need to store many return addresses
 - The number of nested function calls is not known in advance
 - A return address must be saved for as long as the invocation of this function is live, and discarded thereafter
- Stored return addresses are destroyed in reverse order of creation
 - `f ()` calls `g ()` \Rightarrow return addr for `g` is stored
 - `g ()` calls `h ()` \Rightarrow return addr for `h` is stored
 - `h ()` returns to `g ()` \Rightarrow return addr for `h` is destroyed
 - `g ()` returns to `f ()` \Rightarrow return addr for `g` is destroyed
- LIFO data structure (stack) is appropriate



AARCH64 solution:

- Use the STACK section of memory, usually accessed via SP

Saving Link (Return) Addresses



Push X30 on stack when entering a function

Pop X30 from stack before returning from a function

```
f:
    // Save x30
    ...
    bl g // Call g
    ...
    // Restore x30
    ret
```

```
g:
    // Save x30
    ...
    bl h // Call h
    ...
    // Restore x30
    ret
```

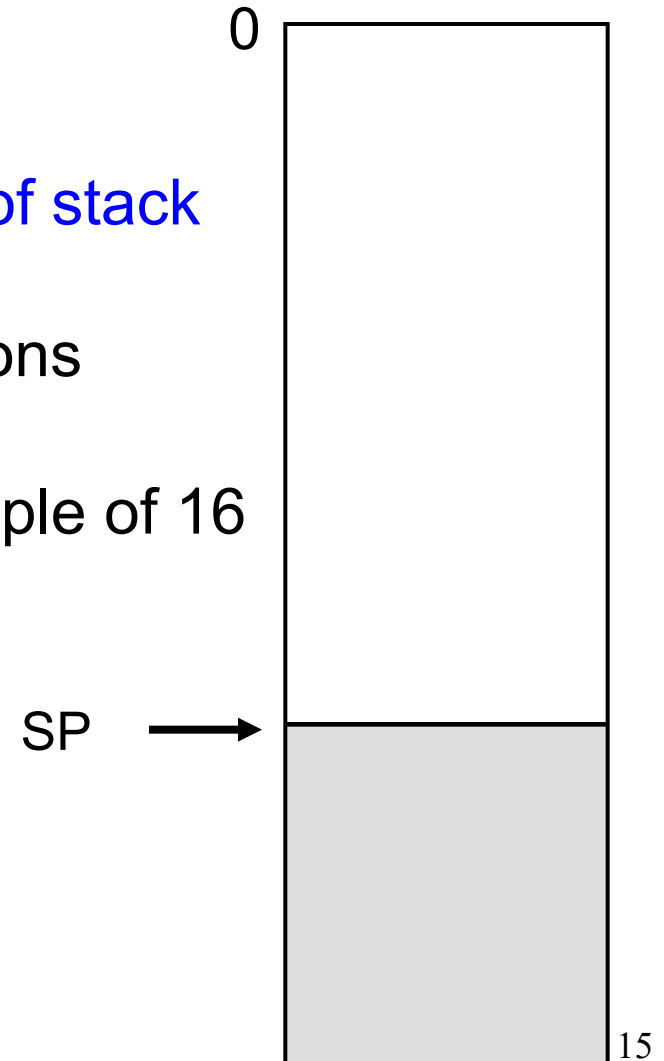
```
h:
    ...
    ret
```

Stack Operations



SP (stack pointer) register points to *top* of stack

- Can be used in `ldr` and `str` instructions
- Can be used in arithmetic instructions
- AARCH64 requirement: must be multiple of 16

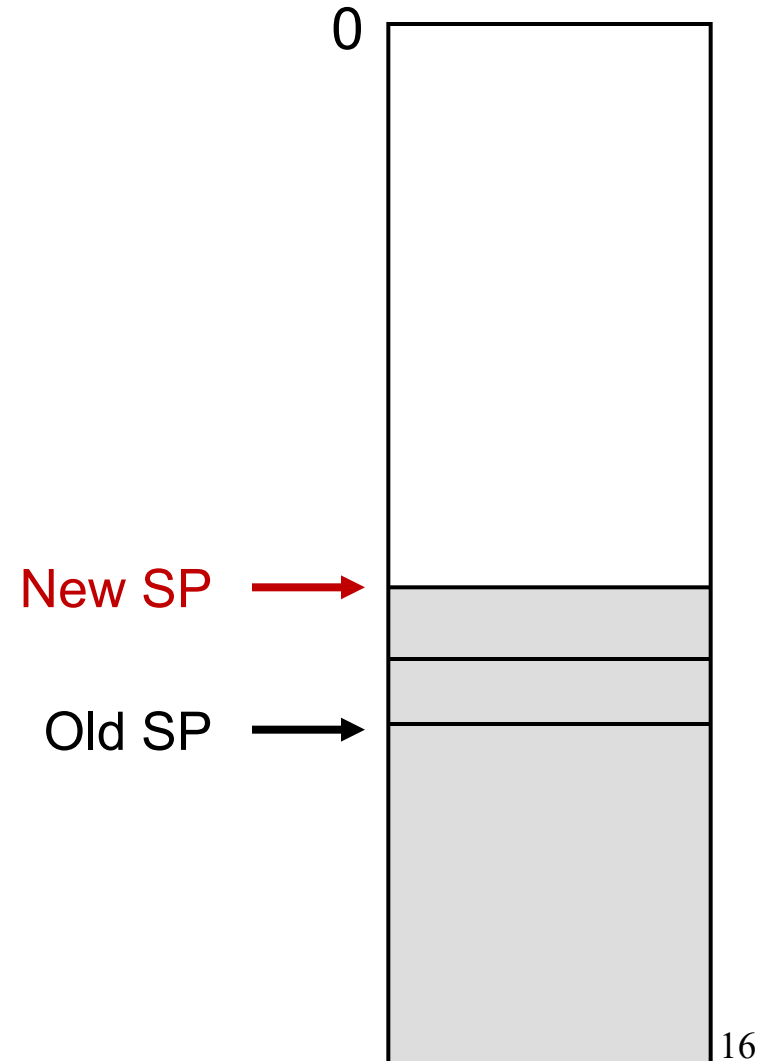


Stack Operations



To create a new *stack frame*:

- Decrement `sp`
`sub sp, sp, 16`

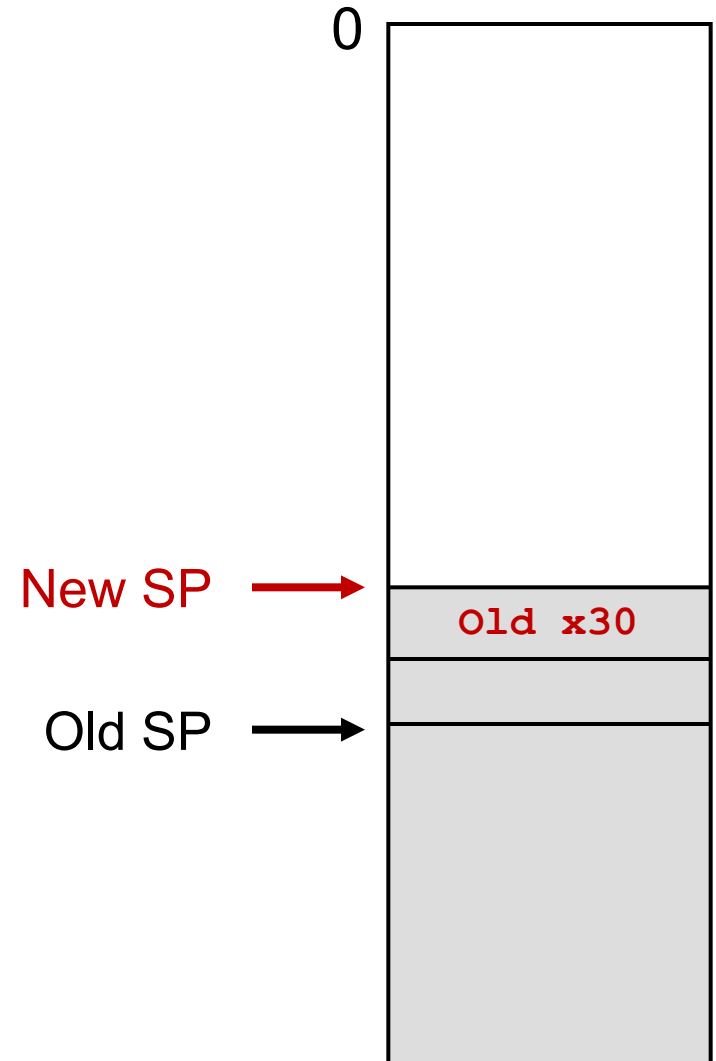


Stack Operations



To use the *stack frame*:

- Load/store *at or offset from sp*
`str x30, [sp]`
...
`ldr x30, [sp]`

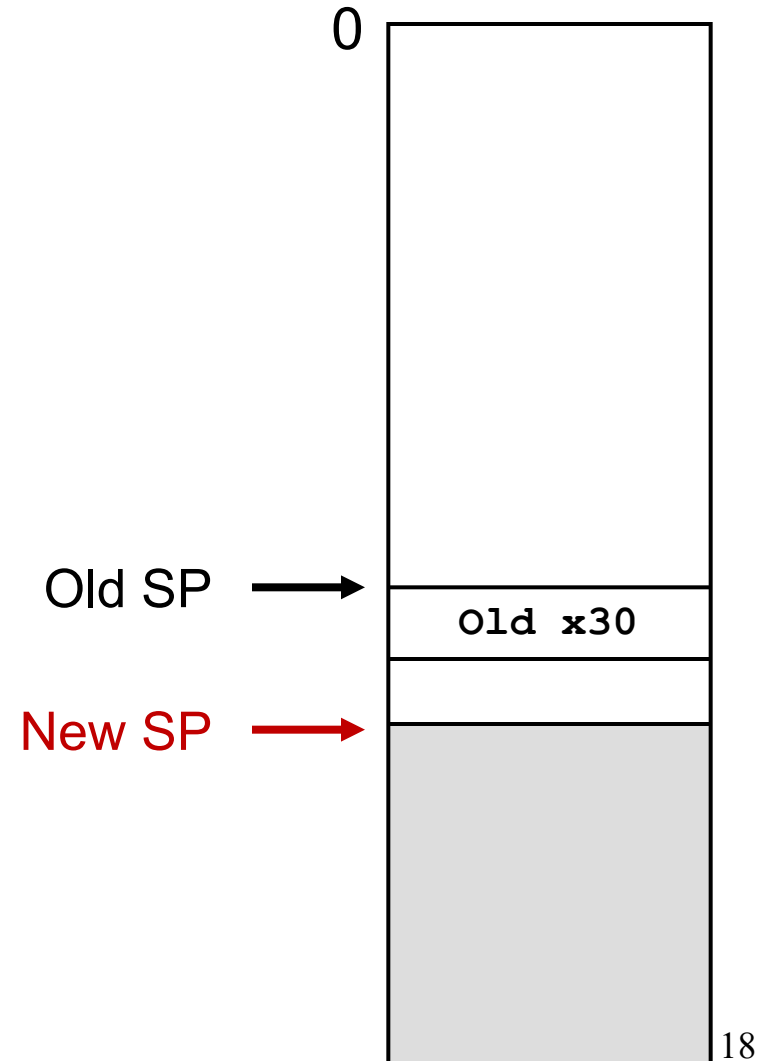


Stack Operations



To delete the *stack frame*:

- Increment `sp`
`add sp, sp, 16`





Saving Link (Return) Addresses

Push X30 on stack when entering a function

Pop X30 from stack before returning from a function

```
f:
    // Save x30
    sub sp, sp, 16
    str x30, [sp]
    ...
    bl g # Call g
    ...
    // Restore X30
    ldr x30, [sp]
    add sp, sp, 16
    ret
```

```
g:
    // Save X30
    sub sp, sp, 16
    str x30, [sp]
    ...
    bl h # Call h
    ...
    // Restore X30
    ldr x30, [sp]
    add sp, sp, 16
    ret
```

```
h:
    ...
    ret
```

Running Example



```
// long absadd(long a, long b)
absadd:
    sub sp, sp, 16
    str x30, [sp]
    // long absA, absB, sum
    ...
    // absA = labs(a)
    ...
    bl labs
    ...
    // absB = labs(b)
    ...
    bl labs
    ...
    // sum = absA + absB
    ...
    // return sum
    ...
    ldr x30, [sp]
    add sp, sp, 16
    ret
```

Agenda



Calling and returning

Passing arguments

Storing local variables

Returning a value

Optimization



Problem 2: Passing Arguments

Problem:

- How does caller pass *arguments* to callee?
- How does callee accept *parameters* from caller?

```
long absadd(long a, long b)
{
    long absA, absB, sum;
    absA = labs(a);
    absB = labs(b);
    sum = absA + absB;
    return sum;
}
```

ARM Solution 1: Use the Stack



Observations (déjà vu):

- May need to store many arg sets
 - The number of arg sets is not known in advance
 - If this function calls any others, arg set *must be saved* for as long as the invocation of this function is live, and discarded thereafter
- Stored arg sets are destroyed in reverse order of creation
- LIFO data structure (stack) is appropriate

ARM Solution 2: Use Registers



AARCH64 solution:

- Pass first 8 (integer or address) arguments in registers for efficiency
 - X0..X7 and/or W0..W7
- More than 8 arguments ⇒
 - Pass arguments 9, 10, ... on the stack
 - (Beyond scope of COS 217)
- Arguments are structures ⇒
 - Pass arguments on the stack
 - (Beyond scope of COS 217)

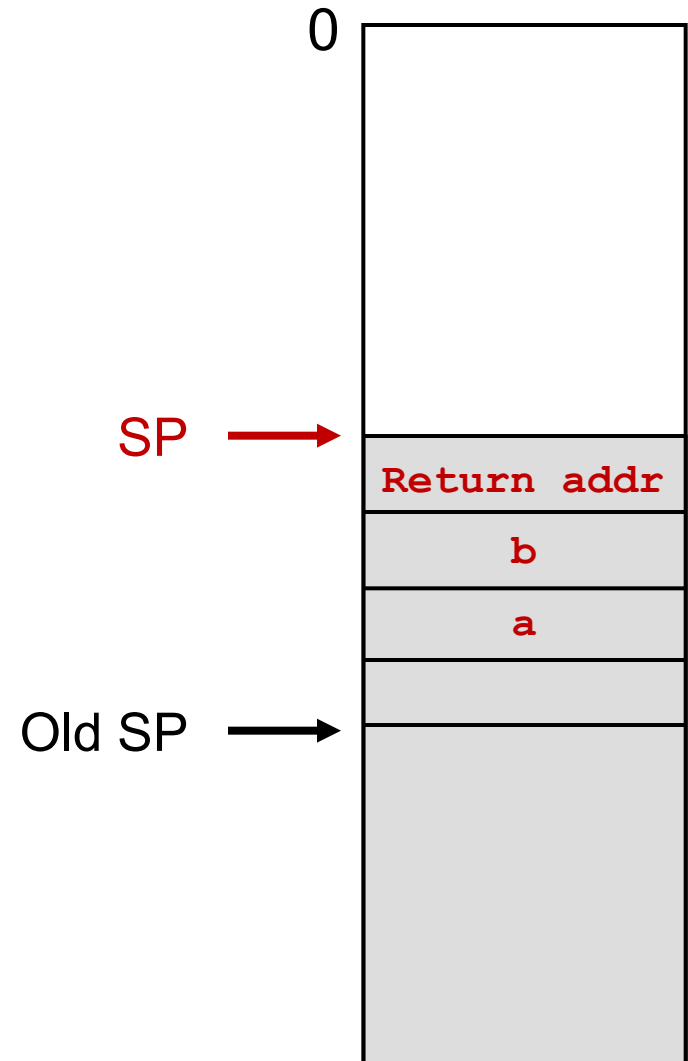
Callee function then saves arguments to stack

- Or maybe not!
 - See “optimization” later this lecture
- Callee accesses arguments as positive offsets vs. SP



Running Example

```
// long absadd(long a, long b)
absadd:
    sub sp, sp, 32
    str x30, [sp]          // Save x30
    str x0, [sp, 16]      // Save a
    str x1, [sp, 8]       // Save b
    // long absA, absB, sum
    ...
    // absA = labs(a)
    ldr x0, [sp, 16]      // Load a
    bl labs
    ...
    // absB = labs(b)
    ldr x0, [sp, 8]       // Load b
    bl labs
    ...
    // sum = absA + absB
    ...
    // return sum
    ...
    ldr x30, [sp]         // Restore x30
    add sp, sp, 32
    ret
```



Agenda



Calling and returning

Passing arguments

Storing local variables

Returning a value

Optimization

Problem 3: Storing Local Variables



Where does callee function store its *local variables*?

```
long absadd(long a, long b)
{
    long absA, absB, sum;
    absA = labs(a);
    absB = labs(b);
    sum = absA + absB;
    return sum;
}
```

ARM Solution: Use the Stack



Observations (déjà vu again!):

- May need to store many local var sets
 - The number of local var sets is not known in advance
 - Local var set must be saved for as long as the invocation of this function is live, and discarded thereafter
- Stored local var sets are destroyed in reverse order of creation
- LIFO data structure (stack) is appropriate

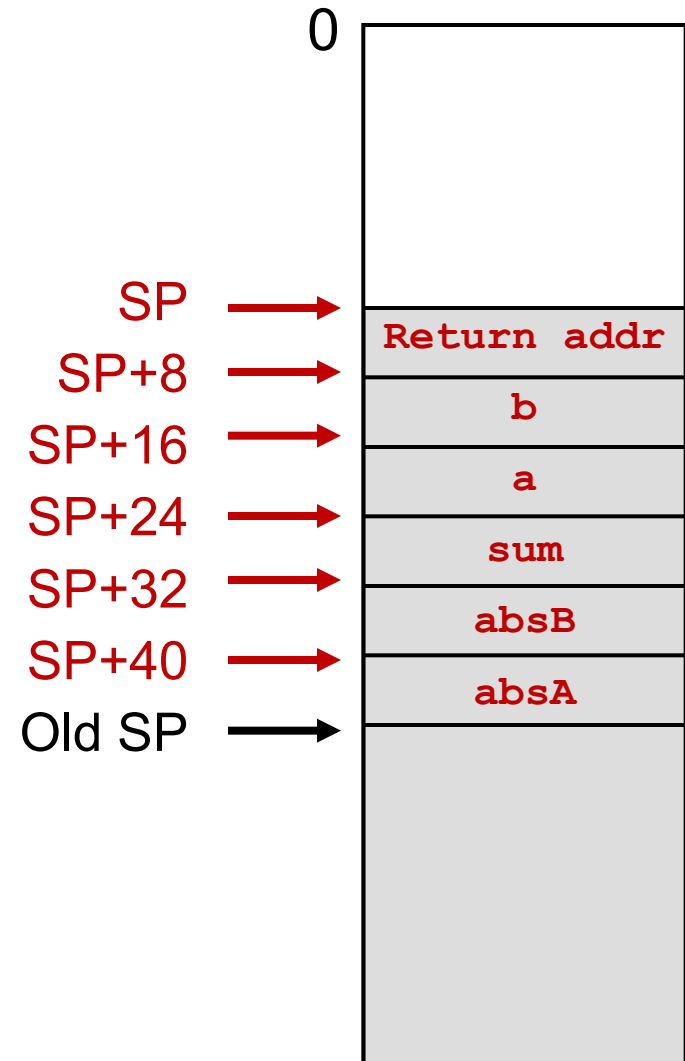
AARCH64 solution:

- Use the STACK section of memory
- Or maybe not!
 - See later this lecture



Running Example

```
// long absadd(long a, long b)
absadd:
    // long absA, absB, sum
    sub sp, sp, 48
    str x30, [sp]      // Save x30
    str x0, [sp, 16]  // Save a
    str x1, [sp, 8]   // Save b
    // absA = labs(a)
    ldr x0, [sp, 16]  // Load a
    bl labs
    ...
    // absB = labs(b)
    ldr x0, [sp, 8]   // Load b
    bl labs
    ...
    // sum = absA + absB
    ldr x0, [sp, 40]  // Load absA
    ldr x1, [sp, 32]  // Load absB
    add x0, x0, x1
    str x0, [sp, 24]  // Store sum
    // return sum
    ...
    ldr x30, [sp]     // Restore x30
    add sp, sp, 48
    ret
```



Agenda



Calling and returning

Passing arguments

Storing local variables

Returning a value

Optimization



Problem 4: Return Values

Problem:

- How does callee function send return value back to caller function?
- How does caller function access return value?

```
long absadd(long a, long b)
{
    long absA, absB, sum;
    absA = labs(a);
    absB = labs(b);
    sum = absA + absB;
    return sum;
}
```



ARM Solution: Use X0 / W0

In principle

- Store return value in stack frame of caller

Or, for efficiency

- Known small size \Rightarrow store return value in register
- Other \Rightarrow store return value in stack

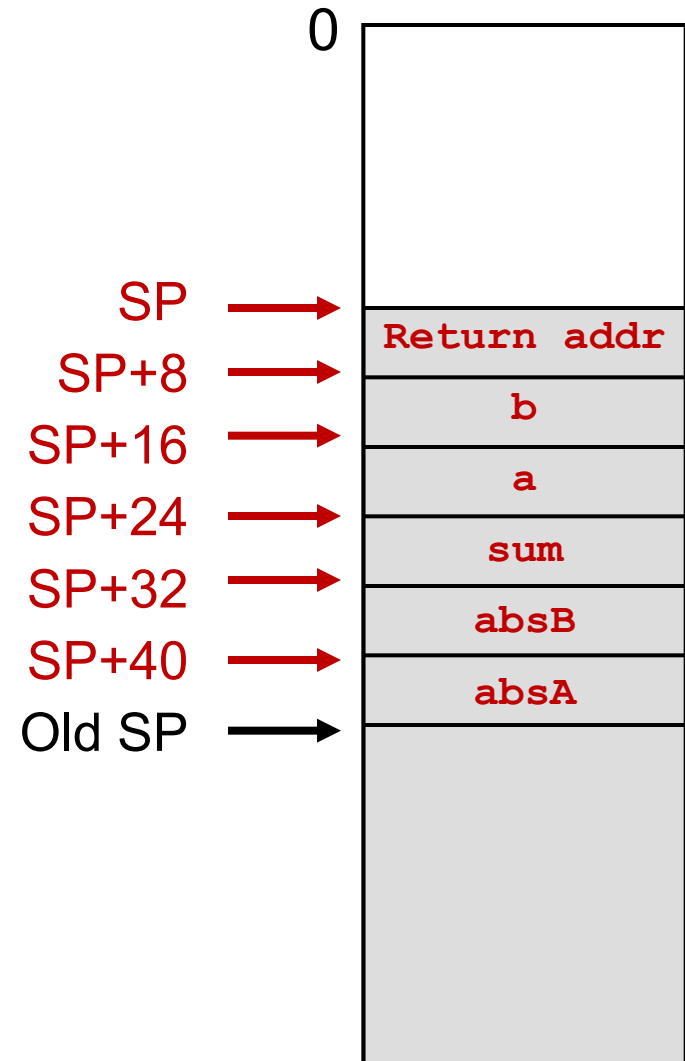
AARCH64 convention

- Integer or address:
 - Store return value in X0 / W0
- Floating-point number:
 - Store return value in floating-point register
 - (Beyond scope of COS 217)
- Structure:
 - Store return value in memory pointed to by X8
 - (Beyond scope of COS 217)



Running Example

```
// long absadd(long a, long b)
absadd:
    // long absA, absB, sum
    sub sp, sp, 48
    str x30, [sp]      // Save x30
    str x0, [sp, 16]   // Save a
    str x1, [sp, 8]    // Save b
    // absA = labs(a)
    ldr x0, [sp, 16]  // Load a
    bl labs
    str x0, [sp, 40]   // Store absA
    // absB = labs(b)
    ldr x0, [sp, 8]   // Load b
    bl labs
    str x0, [sp, 32]   // Store absB
    // sum = absA + absB
    ldr x0, [sp, 40]  // Load absA
    ldr x1, [sp, 32]  // Load absB
    add x0, x0, x1
    str x0, [sp, 24]  // Store sum
    // return sum
    ldr x0, [sp, 24]  // Load sum
    ldr x30, [sp]     // Restore x30
    add sp, sp, 48
    ret
```





Agenda

Calling and returning

Passing arguments

Storing local variables

Returning a value

Optimization



Problem 5: Optimization

Observation: Accessing memory is expensive

- Orders of magnitude more expensive than accessing registers
- For efficiency, want to store parameters and local variables in registers (and not in memory) when possible

Observation: Registers are a finite resource

- In principle: Each function should have its own registers
- In reality: All functions share same small set of registers

Problem: How do caller and callee use same set of registers without interference?

- Callee may use register that the caller also is using
- When callee returns control to caller, old register contents may have been lost
- Caller function cannot continue where it left off

ARM Solution: Register Conventions



Callee-save registers

- X19..X29 (or W19..W29)
- Callee function ***must preserve*** contents
- If necessary...
 - Callee saves to stack near beginning
 - Callee restores from stack near end

Caller-save registers

- X8..X18 (or W8..W18) – plus parameters in X0..X7
- Callee function ***can change*** contents
- If necessary...
 - Caller saves to stack before call
 - Caller restores from stack after call



Running Example

Parameter handling in *unoptimized* version:

- **absadd ()** accepts parameters (**a** and **b**) in X0 and X1
- At beginning , **absadd ()** copies contents of X0 and X1 to stack
- Body of **absadd ()** uses stack
- At end, **absadd ()** pops parameters from stack

Parameter handling in *optimized* version:

- **absadd ()** accepts parameters (**a** and **b**) in X0 and X1
- At beginning , copies contents of X0 and X1 to X19 and X20
- Body of **absadd ()** uses X19 and X20
- Must be careful:
 - **absadd ()** cannot corrupt contents of X19 and X20
 - So **absadd ()** must save X19 and X20 near beginning, and restore near end



Running Example

Local variable handling in *unoptimized* version:

- At beginning, **absadd ()** allocates space for local variables (**absA**, **absB**, **sum**) on stack
- Body of **absadd ()** uses stack
- At end, **absadd ()** pops local variables from stack

Local variable handling in *optimized* version:

- **absadd ()** keeps local variables in X21, X22, X23
- Body of **absadd ()** uses X21, X22, X23
- Must be careful:
 - **absadd ()** cannot change contents of X21, X22, or X23
 - So **absadd ()** must save X21, X22, and X23 near beginning, and restore near end



Running Example

```
// long absadd(long a, long b)
absadd:
    // long absA, absB, sum
    sub sp, sp, 48
    str x30, [sp]    // Save x30
    str x19, [sp, 8] // Save x19, use for a
    str x20, [sp, 16] // Save x20, use for b
    str x21, [sp, 24] // Save x21, use for absA
    str x22, [sp, 32] // Save x22, use for absB
    str x23, [sp, 40] // Save x23, use for sum
    mov x19, x0      // Store a in x19
    mov x20, x1      // Store b in x20
    // absA = labs(a)
    mov x0, x19      // Load a
    bl labs
    mov x21, x0      // Save absA
    // absB = labs(b)
    mov x0, x20      // Load b
    bl labs
    mov x22, x0      // Store absB
    // sum = absA + absB
    add x23, x21, x22
    // return sum
    mov x0, x23      // Load sum
    ldr x30, [sp]    // Restore x30
    ldr x19, [sp, 8] // Restore x19
    ldr x20, [sp, 16] // Restore x20
    ldr x21, [sp, 24] // Restore x21
    ldr x22, [sp, 32] // Restore x22
    ldr x23, [sp, 40] // Restore x22
    add sp, sp, 48
    ret
```

`absadd()` stores **parameters** and **local vars** in X19..X23, not in memory

`absadd()` cannot destroy contents of X19..X23

So `absadd()` must save X19..X23 near beginning and restore near end



Eliminating Redundant Copies

```
// long absadd(long a, long b)
absadd:
    // long absA, absB, sum
    sub sp, sp, 32
    str x30, [sp]    // Save x30
    str x19, [sp, 8] // Save x19, use for b
    str x20, [sp, 16] // Save x20, use for absA
    mov x19, x1     // Store b in x19
    // absA = labs(a)
    bl labs        // a already in x0
    mov x20, x0    // Save absA
    // absB = labs(b)
    mov x0, x19   // Load b
    bl labs
    // sum = absA + absB
    add x0, x20, x0 // x0 held absB, now holds sum
    // return sum - already in x0
    ldr x30, [sp]    // Restore x30
    ldr x19, [sp, 8] // Restore x19
    ldr x20, [sp, 16] // Restore x20
    add sp, sp, 32
    ret
```

Further optimization:
remove redundant moves
between registers

- “Hybrid” pattern that uses both caller- and callee-saved registers
- Can be confusing: no longer systematic mapping between variables and registers
- Attempt only *after* you have working code!
- Save working versions for easy comparison!

Non-Optimized vs. Optimized Patterns



Unoptimized pattern

- Parameters and local variables strictly in memory (stack) during function execution
- **Pro:** Always possible
- **Con:** Inefficient
- gcc compiler uses when invoked *without* `-O` option

Optimized pattern

- Parameters and local variables mostly in registers during function execution
- **Pro:** Efficient
- **Con:** Sometimes impossible
 - Too many local variables
 - Local variable is a structure or array
 - Function computes address of parameter or local variable
- gcc compiler uses when invoked *with* `-O` option, when it can!



Writing Readable Code

```
// long absadd(long a, long b)
absadd:
    // long absA, absB, sum
    sub sp, sp, 48
    str x30, [sp]
    str x19, [sp, 8]
    str x20, [sp, 16]
    str x21, [sp, 24]
    str x22, [sp, 32]
    str x23, [sp, 40]
    mov x19, x0
    mov x20, x1
    // absA = labs(a)
    mov x0, x19
    bl labs
    mov x21, x0
    // absB = labs(b)
    mov x0, x20
    bl labs
    mov x22, x0
    // sum = absA + absB
    add x23, x21, x22
    // return sum
    mov x0, x23
    ldr x30, [sp]
    ldr x19, [sp, 8]
    ldr x20, [sp, 16]
    ldr x21, [sp, 24]
    ldr x22, [sp, 32]
    ldr x23, [sp, 40]
    add sp, sp, 48
    ret
```

Problem

- Hardcoded sizes, offsets, registers are difficult to read, understand, debug

Writing Readable Code



```
// Stack frame size in bytes
.equ STACKSIZE, 48
// Registers for parameters
a    .req x19
b    .req x20
// Registers for local variables
absA .req x21
absB .req x22
sum  .req x23

// long absadd(long a, long b)
absadd:
    // long absA, absB, sum
    sub sp, sp, STACKSIZE
    str x30, [sp]    // Save x30
    str x19, [sp, 8] // Save x19
    str x20, [sp, 16] // Save x20
    str x21, [sp, 24] // Save x21
    str x22, [sp, 32] // Save x22
    str x23, [sp, 40] // Save x23
    mov a, x0        // Store a in x19
    mov b, x1        // Store b in x20
    ...
```

Problem

- Hardcoded sizes, offsets, registers are difficult to read, understand, debug

Using .equ and .req

- To define a symbolic name for a **constant**:
`.equ SOMENAME, nnn`
- To define a symbolic name for a **register** (e.g. what variable it holds):
`SOMENAME .req Xnn`

Writing Readable Code



```
...  
  
// absA = labs(a)  
mov x0, a  
bl labs  
mov absA, x0  
// absB = labs(b)  
mov x0, b  
bl labs  
mov absB, x0  
// sum = absA + absB  
add sum, absA, absB  
// return sum  
mov x0, sum  
ldr x30, [sp] // Restore x30  
ldr x19, [sp, 8] // Restore x19  
ldr x20, [sp, 16] // Restore x20  
ldr x21, [sp, 24] // Restore x21  
ldr x22, [sp, 32] // Restore x22  
ldr x23, [sp, 40] // Restore x23  
add sp, sp, STACKSIZE  
ret
```

Problem

- Hardcoded sizes, offsets, registers are difficult to read, understand, debug

Using `.equ` and `.req`

- To define a symbolic name for a **constant**:
`.equ SOMENAME, nnn`
- To define a symbolic name for a **register** (e.g. what variable it holds):
`SOMENAME .req Xnn`

Writing Readable Code



```
// Stack frame size in bytes
.equ STACKSIZE, 48
// Registers for parameters
a    .req x19
b    .req x20
// Registers for local variables
absA .req x21
absB .req x22
sum  .req x23

// long absadd(long a, long b)
absadd:
    // long absA, absB, sum
    sub sp, sp, STACKSIZE
    str x30, [sp]
    str x19, [sp, oldX19]
    str x20, [sp, oldX20]
    str x21, [sp, oldX21]
    str x22, [sp, oldX22]
    str x23, [sp, oldX23]
    mov a, x0
    mov b, x1

    ...
```

Problem

- Hardcoded sizes, offsets, registers are difficult to read, understand, debug

Using `.equ` and `.req`

- To define a symbolic name for a **constant**:
`.equ SOMENAME, nnn`
- To define a symbolic name for a **register** (e.g. what variable it holds):
`SOMENAME .req Xnn`

Writing Readable Code



```
...  
  
// absA = labs(a)  
mov x0, a  
bl labs  
mov absA, x0  
// absB = labs(b)  
mov x0, b  
bl labs  
mov absB, x0  
// sum = absA + absB  
add sum, absA, absB  
// return sum  
mov x0, sum  
ldr x30, [sp]  
ldr x19, [sp, oldX19]  
ldr x20, [sp, oldX20]  
ldr x21, [sp, oldX21]  
ldr x22, [sp, oldX22]  
ldr x23, [sp, oldX23]  
add sp, sp, STACKSIZE  
ret
```

Problem

- Hardcoded sizes, offsets, registers are difficult to read, understand, debug

Using `.equ` and `.req`

- To define a symbolic name for a **constant**:
`.equ SOMENAME, nnn`
- To define a symbolic name for a **register** (e.g. what variable it holds):
`SOMENAME .req Xnn`

Summary



Function calls in AARCH64 assembly language

Calling and returning

- `bl` instruction saves return address in X30 and jumps
- `ret` instruction jumps back to address in X30

Passing arguments

- Caller copies args to caller-saved registers (in prescribed order)
- Unoptimized pattern:
 - Callee pushes args to stack
 - Callee uses args as positive offsets from SP
 - Callee pops args from stack
- Optimized pattern:
 - Callee keeps args in callee-saved registers
 - Be careful!

Summary (cont.)



Storing local variables

- Unoptimized pattern:
 - Callee pushes local vars onto stack
 - Callee uses local vars as positive offsets from SP
 - Callee pops local vars from stack
- Optimized pattern:
 - Callee keeps local vars in callee-saved registers

Returning values

- Callee places return value in X0
- Caller accesses return value in X0