



C Examples

Jennifer Rexford



Goals of this Lecture

- **Help you learn about:**
 - The fundamentals of C
 - Deterministic finite state automata (DFA)
 - Expectations for programming assignments
- **Why?**
 - The fundamentals of C provide a foundation for the systematic coverage of C that will follow
 - DFA are useful in many contexts (e.g., Assignment 1)
- **How?**
 - Through some examples...



Overview of this Lecture

- C programming examples
 - Echo input to output
 - Convert all lowercase letters to uppercase
 - Convert first letter of each word to uppercase
- Glossing over some details related to “pointers”
 - ... which will be covered subsequently in the course

Example #1: Echo Input to Output



- Include the Standard Input/Output header file (stdio.h)

```
#include <stdio.h>
```

- Make declarations of I/O functions available to compiler
- Allow compiler to check your calls of I/O functions

- Define main() function

```
int main(void) { ... }
```

```
int main(int argc, char *argv[]) { ... }
```

- Starting point of the program, a standard boilerplate
- Hand-waving: `argc` and `argv` are for input arguments



Example #1: Echo Input to Output

- Read a single character

```
c = getchar ( ) ;
```

- Read a single character from the “standard input stream” (stdin) and return it

- Write a single character

```
putchar (c) ;
```

- Write a single character to the “standard output stream” (stdout)



Putting it All Together

```
#include <stdio.h>
```

```
int main(void) {
```

```
    int c;
```

Why **int** instead
of **char**?

```
    c = getchar();
```

```
    putchar(c);
```

```
    return 0;
```

Why return a
value?

```
}
```



Read and Write Ten Characters

- Loop to repeat a set of lines (e.g., `for` loop)
 - Three expressions: initialization, condition, and increment
 - E.g., start at 0, test for less than 10, and increment per iteration

```
#include <stdio.h>
int main(void) {
    int c, i;

    for (i=0; i<10; i++) {
        c = getchar();
        putchar(c);
    }

    return 0;
}
```

Why not this instead:
`for (i = 1; i <= 10; i++)`



Read and Write Forever

- Infinite `for` loop
 - Simply leave the expressions blank
 - E.g., `for (; ;)`

```
#include <stdio.h>
int main(void) {
    int c;

    for ( ; ; ) {
        c = getchar();
        putchar(c);
    }

    return 0;
}
```

When will this be executed?

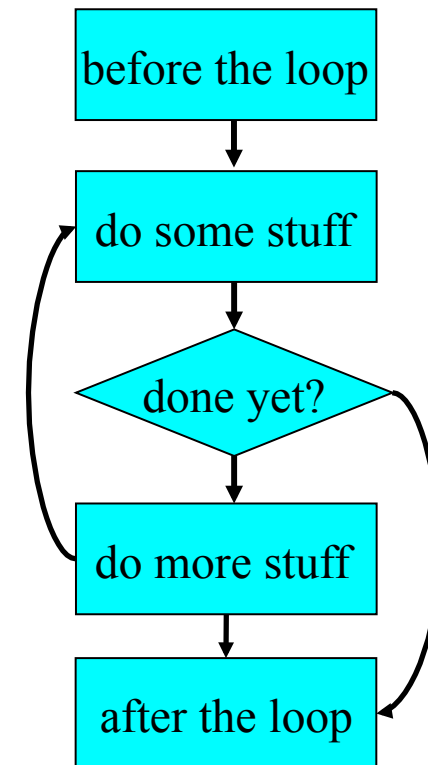
How would you terminate this program?



Read and Write Until End-Of-File

- Test for end-of-file
 - `EOF` is a global constant, defined in `stdio.h`
 - The `break` statement jumps out of the innermost enclosing loop

```
#include <stdio.h>
int main(void) {
    int c;
    for ( ; ; ) {
        c = getchar();
        if (c == EOF)
            break;
        putchar(c);
    }
    return 0;
}
```





Many Ways to Do the Same Job

```
for (c=getchar(); c!=EOF; c=getchar())  
    putchar(c);
```

Which approach
is best?

```
while ((c=getchar()) != EOF)  
    putchar(c);
```

← Typical idiom in C, but
messy side-effect in
loop test

```
for (;;) {  
    c = getchar();  
    if (c == EOF)  
        break;  
    putchar(c);  
}
```

```
c = getchar();  
while (c!=EOF) {  
    putchar(c);  
    c = getchar();  
}
```



Review of Example #1

- **Character I/O**
 - Including `stdio.h`
 - Functions `getchar()` and `putchar()`
 - Representation of a character as an integer
 - Predefined constant `EOF`
- **Program control flow**
 - The `for` and `while` statements
 - The `break` statement
 - The `return` statement
- **Operators**
 - Assignment operator: `=`
 - Increment operator: `++`
 - Relational operator to compare for equality: `==`
 - Relational operator to compare for inequality: `!=`



Example #2: Convert Uppercase

- Problem: Write a program to convert a file to all uppercase
 - Leave non-alphabetic characters alone

- Program design:

repeat

 Read a character

 If unsuccessful, break out of loop

If the character is lower-case, convert to upper-case

 Write the character

ASCII



American Standard Code for Information Interchange

	0	1	2	3	4	5	6	7	8	9	10	11	12	13	14	15
0	NUL	SOH	STX	ETX	EOT	ENQ	ACK	BEL	BS	HT	LF	VT	FF	CR	SO	SI
16	DLE	DC1	DC2	DC3	DC4	NAK	SYN	ETB	CAN	EM	SUB	ESC	FS	GS	RS	US
32	SP	!	"	#	\$	%	&	'	()	*	+	,	-	.	/
48	0	1	2	3	4	5	6	7	8	9	:	;	<	=	>	?
64	@	A	B	C	D	E	F	G	H	I	J	K	L	M	N	O
80	P	Q	R	S	T	U	V	W	X	Y	Z	[\]	^	_
96	`	a	b	c	d	e	f	g	h	i	j	k	l	m	n	o
112	p	q	r	s	t	u	v	w	x	y	z	{		}	~	DEL

Lower case: 97-122 and upper case: 65-90
E.g., 'a' is 97 and 'A' is 65 (i.e., 32 apart)



Implementation in C

```
#include <stdio.h>
int main(void) {
    int c;
    for ( ; ; ) {
        c = getchar();
        if (c == EOF) break;
        if ((c >= 97) && (c < 123))
            c -= 32;
        putchar(c);
    }
    return 0;
}
```



That's a B-minus

- A good program is:
 - Clean
 - Readable
 - Maintainable
- It's not enough that your program works!
 - We take this seriously in COS 217



Avoid Mysterious Numbers

```
#include <stdio.h>
int main(void) {
    int c;
    for ( ; ; ) {
        c = getchar();
        if (c == EOF) break;
        if ((c >= 97) && (c < 123))
            c -= 32;
        putchar(c);
    }
    return 0;
}
```

Ugly;
ASCII only

Improvement: Character Constants



```
#include <stdio.h>
int main(void) {
    int c;
    for ( ; ; ) {
        c = getchar();
        if (c == EOF) break;
        if ((c >= 'a') && (c <= 'z'))
            c += 'A' - 'a';
        putchar(c);
    }
    return 0;
}
```

Better; but
assumes that
alphabetic
character codes
are contiguous



Improvement: Existing Functions

Standard C Library Functions

ctype(3C)

NAME

ctype, isdigit, isxdigit, islower, isupper, isalpha, isalnum, isspace, iscntrl, ispunct, isprint, isgraph, isascii - character handling

SYNOPSIS

```
#include <ctype.h>
```

```
int isalpha(int c);  
int isupper(int c);  
int islower(int c);  
int isdigit(int c);  
int isalnum(int c);  
int isspace(int c);  
int ispunct(int c);  
int isprint(int c);  
int isgraph(int c);  
int iscntrl(int c);  
int toupper(int c);  
int tolower(int c);
```

DESCRIPTION

These macros classify character-coded integer values. Each is a predicate returning non-zero for true, 0 for false...

The toupper() function has as a domain a type int, the value of which is representable as an unsigned char or the value of EOF.... If the argument of toupper() represents a lower-case letter ... the result is the corresponding upper-case letter. All other arguments in the domain are returned unchanged.



Using the ctype Functions

```
#include <stdio.h>
#include <ctype.h>
int main(void) {
    int c;
    for ( ; ; ) {
        c = getchar();
        if (c == EOF) break;
        if (islower(c))
            c = toupper(c);
        putchar(c);
    }
    return 0;
}
```

← Returns non-zero (true) iff c is a lowercase character



Building and Running

```
% ls
```

```
upper.c
```

```
% gcc217 upper.c -o upper
```

```
% ls
```

```
upper upper.c
```

```
% upper
```

```
We'll be on time today!
```

```
WE'LL BE ON TIME TODAY!
```

```
^D
```

```
%
```



Run the Code on Itself

```
% upper < upper.c
#include <STDIO.H>
#include <CTYPE.H>
INT MAIN(VOID) {
    INT C;
    FOR ( ; ; ) {
        C = GETCHAR();
        IF (C == EOF) BREAK;
        IF (ISLOWER(C))
            C = TOUPPER(C);
        PUTCHAR(C);
    }
    RETURN 0;
}
```



Output Redirection

```
% upper < upper.c > junk.c
```

```
% gcc217 junk.c -o junk
```

```
test.c:1:2: invalid preprocessing directive #INCLUDE
```

```
test.c:2:2: invalid preprocessing directive #INCLUDE
```

```
test.c:3: syntax error before "MAIN"
```

```
etc...
```



Review of Example #2

- Representing characters
 - ASCII character set
 - Character constants (e.g., 'A' or 'a')
- Manipulating characters
 - Arithmetic on characters
 - Functions like `islower()` and `toupper()`
- Compiling and running C code
 - Compile to generate executable file
 - Invoke executable to run program
 - Can redirect stdin and/or stdout



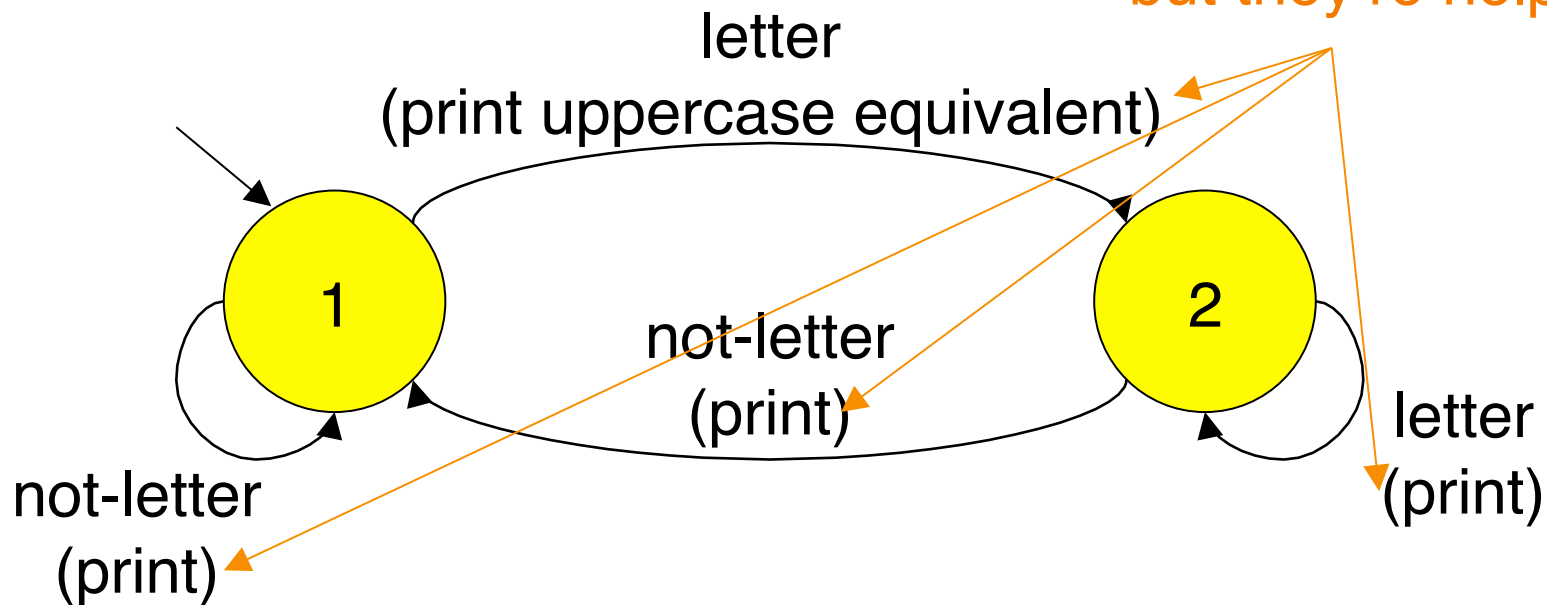
Example #3: Capitalize First Letter

- Capitalize the first letter of each word
 - “cos 217 rocks” → “Cos 217 Rocks”
- Sequence through the string, one letter at a time
 - Print either the character, or the uppercase version
- Challenge: need to remember where you are
 - Capitalize “c” in “cos”, but not “o” in “cos” or “c” in “rocks”
- Solution: keep some extra information around
 - Whether you’ve encountered the first letter in the word



Deterministic Finite Automaton

Deterministic Finite Automaton (DFA) Actions are not part of DFA formalism; but they're helpful



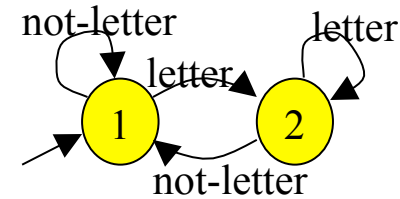
- States
- Transitions labeled by characters (or categories)
- Optionally, transitions labeled by actions



Implementation Skeleton

```
#include <stdio.h>
#include <ctype.h>
int main (void) {
    int c;
    for ( ; ; ) {
        c = getchar();
        if (c == EOF) break;
        <process one character>
    }
    return 0;
}
```

Implementation



<process one character> =

```
switch (state) {
```

```
  case 1:
```

```
    <state 1 action>
```

```
    break;
```

```
  case 2:
```

```
    <state 2 action>
```

```
    break;
```

```
  default:
```

```
    <this should never happen>
```

```
}
```

```
if (isalpha(c)) {  
    putchar(toupper(c));  
    state = 2;  
}  
else putchar(c);
```

```
if (!isalpha(c))  
    state = 1;  
putchar(c);
```



Complete Implementation

```
#include <stdio.h>
#include <ctype.h>
int main(void) {
    int c; int state=1;
    for ( ; ; ) {
        c = getchar();
        if (c == EOF) break;
        switch (state) {
            case 1:
                if (isalpha(c)) {
                    putchar(toupper(c));
                    state = 2;
                } else putchar(c);
                break;
            case 2:
                if (!isalpha(c)) state = 1;
                putchar(c);
                break;
        }
    }
    return 0;
}
```



Running Code on Itself

```
% gcc217 upper1.c -o upper1
% upper1 < upper1.c
#include <Stdio.H>
#include <Ctype.H>
Int Main(Void) {
    Int C; Int State=1;
    For ( ; ; ) {
        C = Getchar();
        If (C == EOF) Break;
        Switch (State) {
            Case 1:
                If (Isalpha(C)) {
                    Putchar(Toupper(C));
                    State = 2;
                } Else Putchar(C);
                Break;
            Case 2:
                If (!Isalpha(C)) State = 1;
                Putchar(C);
                Break;
        }
    }
    Return 0;
}
```



OK, That's a B

- Works correctly, but
 - Mysterious integer constants (“magic numbers”)
- What now?
 - States should have names, not just 1, 2



Improvement: Names for States

- Define your own named constants

```
enum Statetype {NORMAL, INWORD};
```

- Define an enumeration type

```
enum Statetype state;
```

- Define a variable of that type



Improvement: Names for States

```
#include <stdio.h>
#include <ctype.h>
enum Statetype {NORMAL, INWORD};
int main(void) {
    int c; enum Statetype state = NORMAL;
    for ( ; ; ) {
        c = getchar();
        if (c == EOF) break;
        switch (state) {
            case NORMAL:
                if (isalpha(c)) {
                    putchar(toupper(c));
                    state = INWORD;
                } else putchar(c);
                break;
            case INWORD:
                if (!isalpha(c)) state = NORMAL;
                putchar(c);
                break;
        }
    }
    return 0;
}
```




OK, That's a B+

- Works correctly, but
 - No modularity
- What now?
 - Should handle each state in a separate function



Improvement: Modularity

```
#include <stdio.h>
#include <ctype.h>
enum Statetype {NORMAL, INWORD};
enum Statetype handleNormalState(int c) {...}
enum Statetype handleInwordState(int c) {...}

int main(void) {
    int c;
    enum Statetype state = NORMAL;
    for ( ; ; ) {
        c = getchar();
        if (c == EOF) break;
        switch (state) {
            case NORMAL:
                state = handleNormalState(c);
                break;
            case INWORD:
                state = handleInwordState(c);
                break;
        }
    }
    return 0;
}
```



Improvement: Modularity

```
enum Statetype handleNormalState(int c) {  
    enum Statetype state;  
    if (isalpha(c)) {  
        putchar(toupper(c));  
        state = INWORD;  
    }  
    else {  
        putchar(c);  
        state = NORMAL;  
    }  
    return state;  
}
```



Improvement: Modularity

```
enum Statetype handleInwordState(int c) {  
    enum Statetype state;  
    putchar(c);  
    if (!isalpha(c))  
        state = NORMAL;  
    else  
        state = INWORD;  
    return state;  
}
```



OK, That's an A-

- Works correctly, but
 - No comments
- What now?
 - Should add (at least) function-level comments



Function Comments

- A function's comment should:
 - Describe **what the function does**
 - Describe input to the function
 - Parameters, input streams
 - Describe output from the function
 - Return value, output streams, (call-by-reference parameters)
 - **Not** describe **how the function works**



Function Comment Examples

- **Bad main() function comment**

Read a character from stdin. Depending upon the current DFA state, pass the character to an appropriate state-handling function. The value returned by the state-handling function is the next DFA state. Repeat until end-of-file.

- Describes **how the function works**

- **Good main() function comment**

Read text from stdin. Convert the first character of each "word" to uppercase, where a word is a sequence of letters. Write the result to stdout. Return 0.

- Describes **what the function does** from caller's point of view



An “A” Effort

```
#include <stdio.h>
#include <ctype.h>

enum Statetype {NORMAL, INWORD};

/*-----*/
/* handleNormalState: Implement the NORMAL state of the DFA. */
/* c is the current DFA character. Return the next state. */
/*-----*/
enum Statetype handleNormalState(int c) {
    enum Statetype state;
    if (isalpha(c)) {
        putchar(toupper(c));
        state = INWORD;
    }
    else {
        putchar(c);
        state = NORMAL;
    }
    return state;
}
```




An “A” Effort

```
/*-----*/  
/* handleInwordState: Implement the INWORD state of the DFA. */  
/* c is the current DFA character. Return the next state. */  
/*-----*/  
enum Statetype handleInwordState(int c) {  
    enum Statetype state;  
    putchar(c);  
    if (!isalpha(c))  
        state = NORMAL;  
    else  
        state = INWORD;  
    return state;  
}
```



An “A” Effort

```
/*-----*/
/* main: Read text from stdin. Convert the first character */
/* of each "word" to uppercase, where a word is a sequence of */
/* letters. Write the result to stdout. Return 0. */
/*-----*/
int main(void) {
    int c;
    enum Statetype state = NORMAL;
    /* Use a DFA approach. state indicates the state of the DFA. */
    for ( ; ; ) {
        c = getchar();
        if (c == EOF) break;
        switch (state) {
            case NORMAL:
                state = handleNormalState(c);
                break;
            case INWORD:
                state = handleInwordState(c);
                break;
        }
    }
    return 0;
}
```



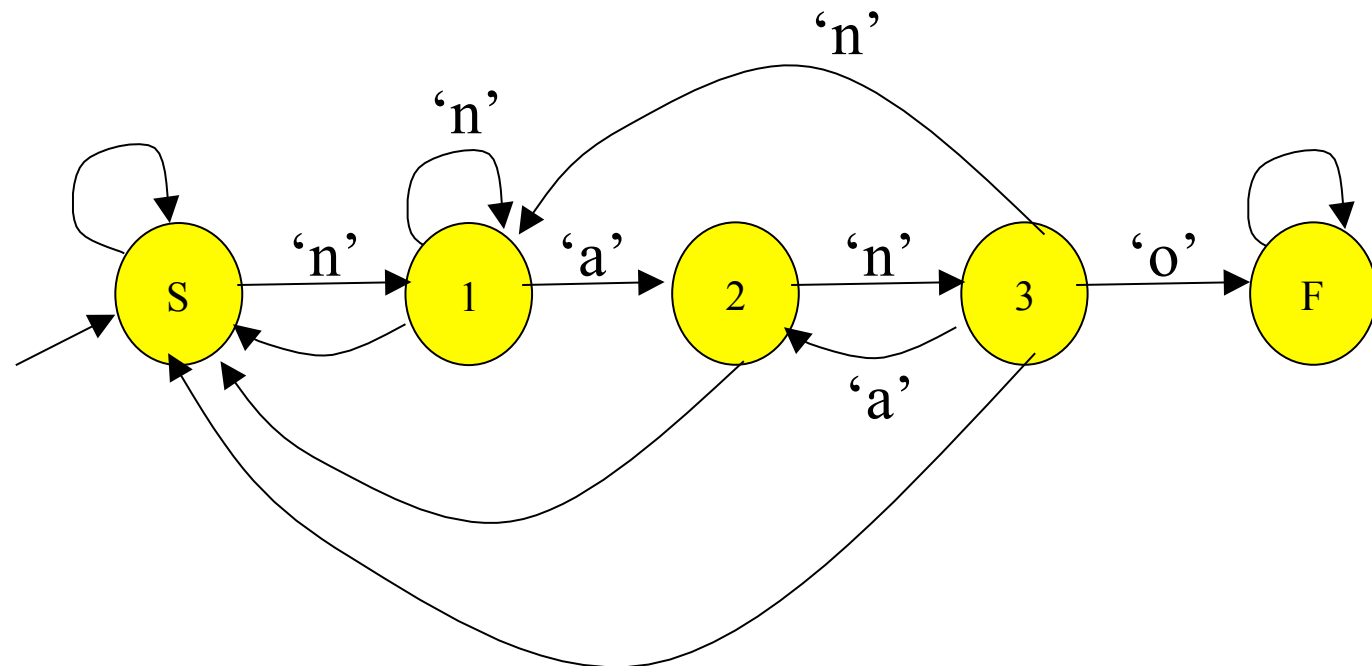
Review of Example #3

- **Deterministic finite state automaton**
 - Two or more states
 - Transitions between states
 - Next state is a function of current state and current character
 - Actions can occur during transitions
- **Expectations for COS 217 assignments**
 - Readable
 - Meaningful names for variables and values
 - Modular
 - Multiple functions, each of which does one well-defined job
 - **Function-level comments**
 - Should describe what function does
 - See K&P book for style guidelines specification



Another DFA Example

- Does the string have “nano” in it?
 - “banano” → yes
 - “nnnnnnnanofff” → yes
 - “banananonano” → yes
 - “banananashanana” → no





Yet Another DFA Example

Question #4 from fall 2005 midterm

Identify whether or not a string is a floating-point number

• Valid numbers

- “-34”
- “78.1”
- “+298.3”
- “-34.7e-1”
- “34.7E-1”
- “7.”
- “.7”
- “999.99e99”

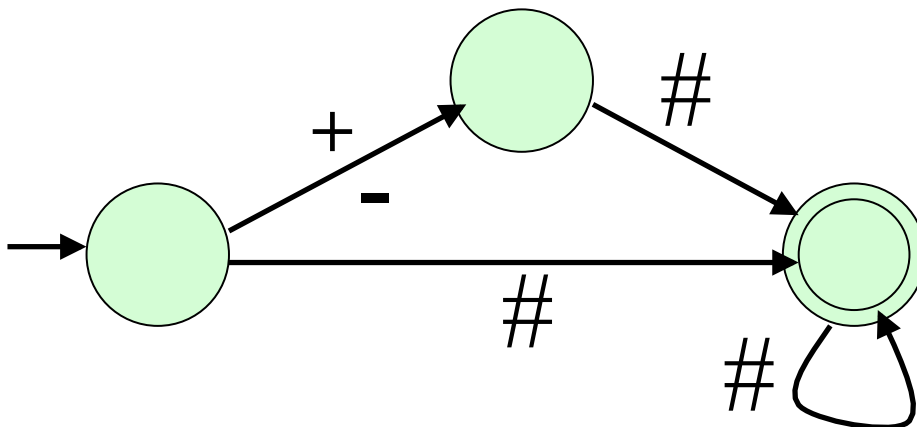
• Invalid numbers

- “abc”
- “-e9”
- “1e”
- “+”
- “17.9A”
- “0.38+”
- “.”
- “38.38f9”



4. Deterministic Finite Automata

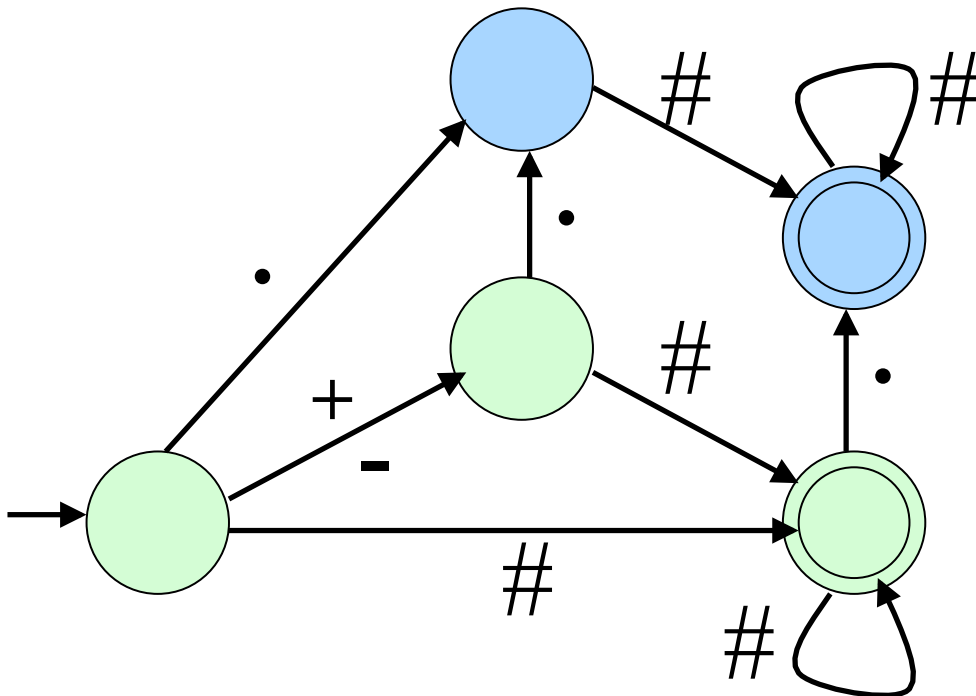
- Optional “+” or “-”
- Zero or more digits





4. Deterministic Finite Automata

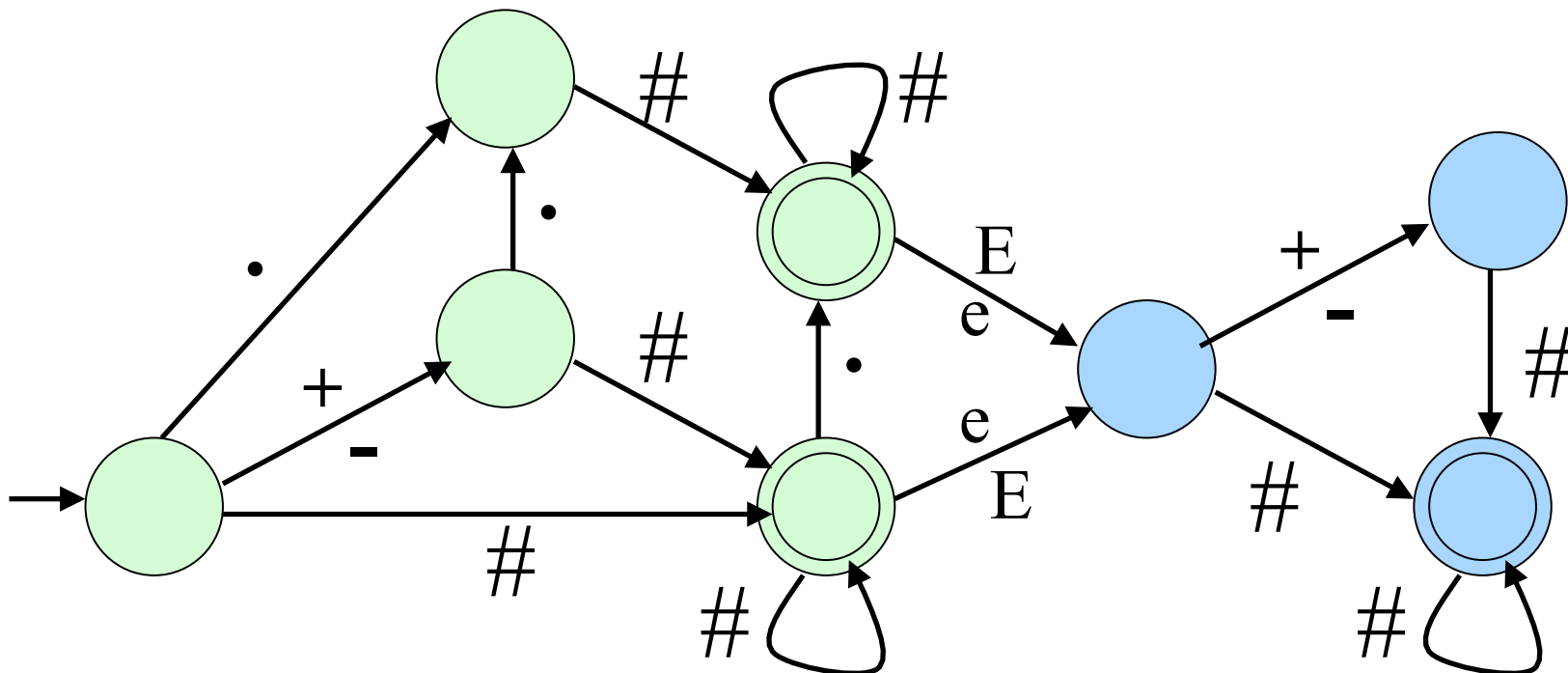
- Optional “+” or “-”
- Zero or more digits
- Optional decimal point
 - Followed by zero or more digits





4. Deterministic Finite Automata

- Optional “+” or “-”
- Zero or more digits
- Optional decimal point
 - Followed by zero or more digits
- Optional exponent “E” or “e”
 - Followed by optional “+” or “-”
 - Followed by one or more digits





Summary

- Examples illustrating C
 - Overall program structure
 - Control statements (**if**, **while**, **for**, and **switch**)
 - Character input/output (**getchar()** and **putchar()**)
- Deterministic finite state automata (i.e., state machines)
- Expectations for programming assignments