

RPCs in Go

9/29/17

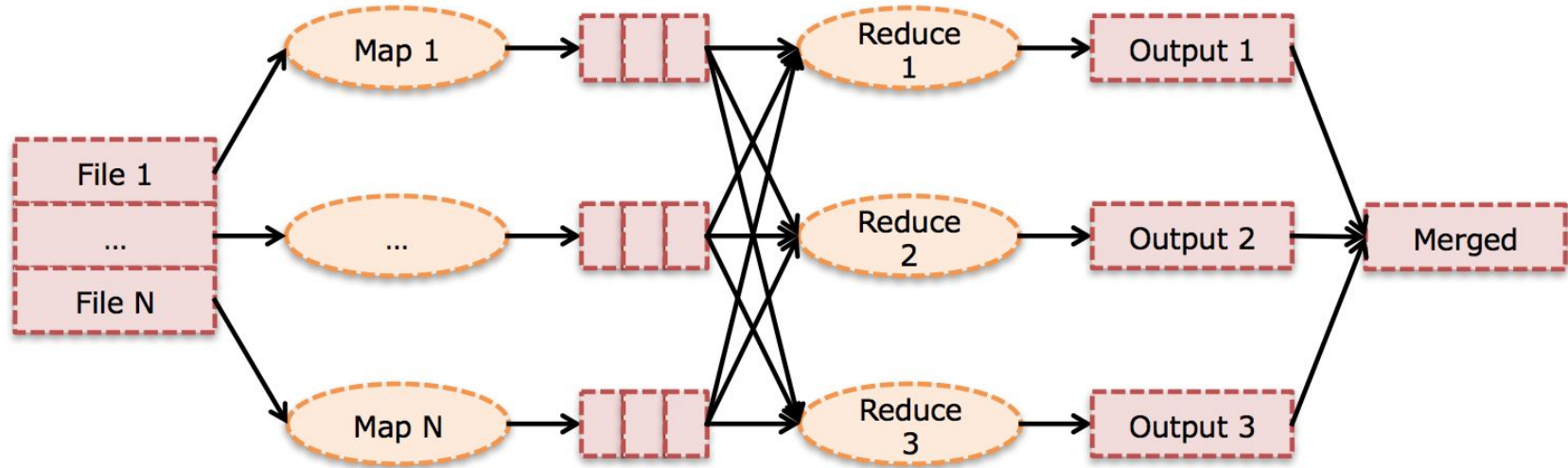
Outline

Mapreduce: fault tolerance and optimizations (15 mins)

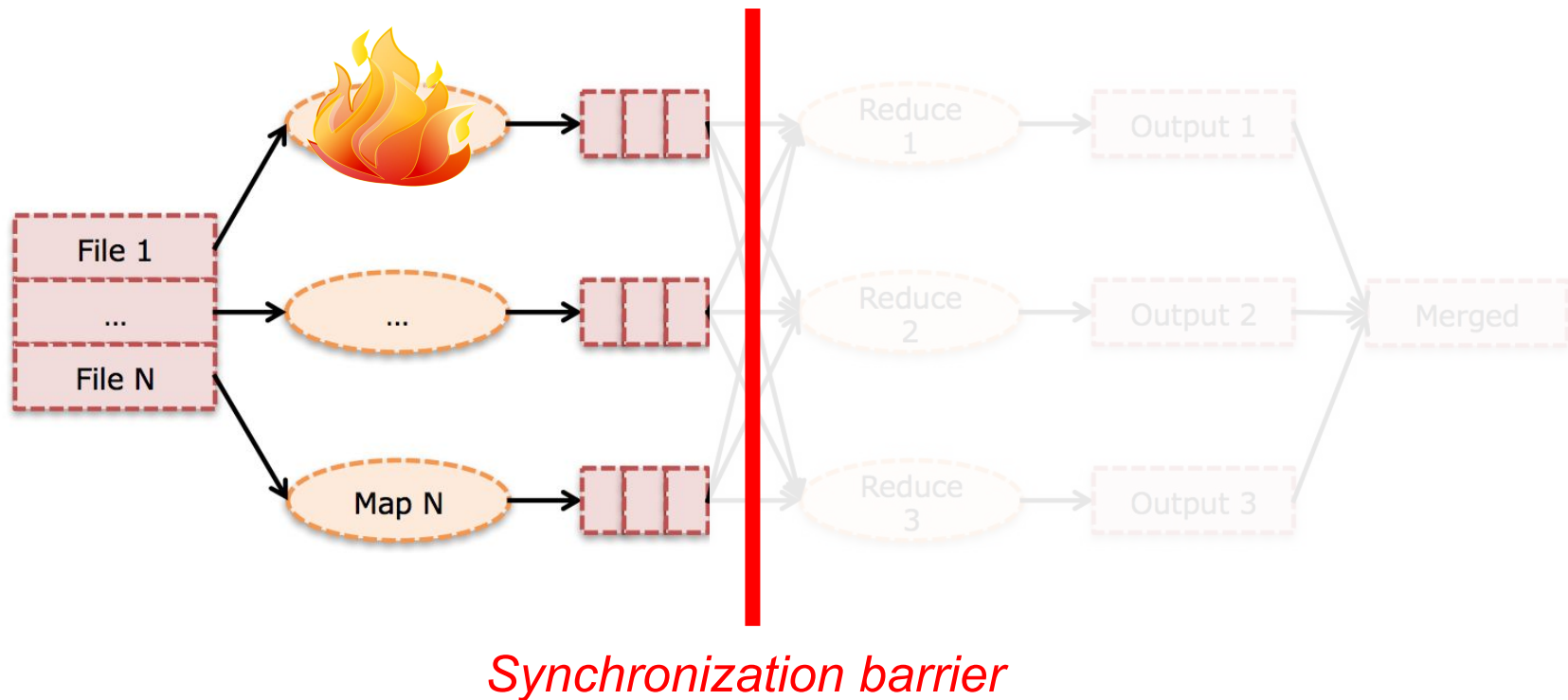
RPC overview (15 mins)

Writing an RPC server in Go (20 mins)

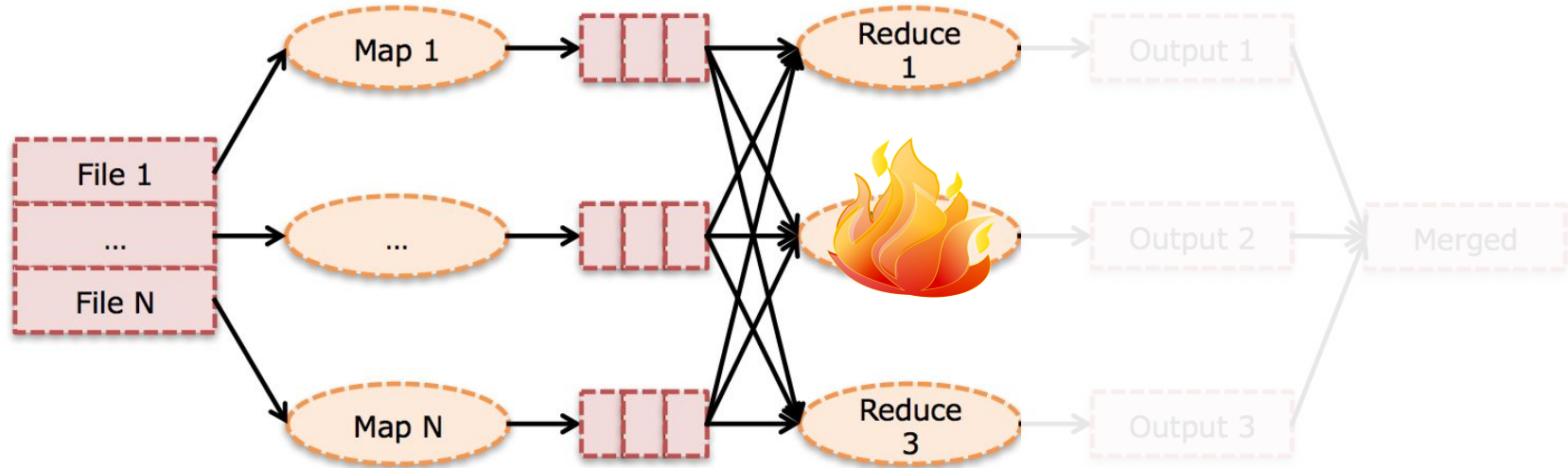
Mapreduce: What could go wrong?



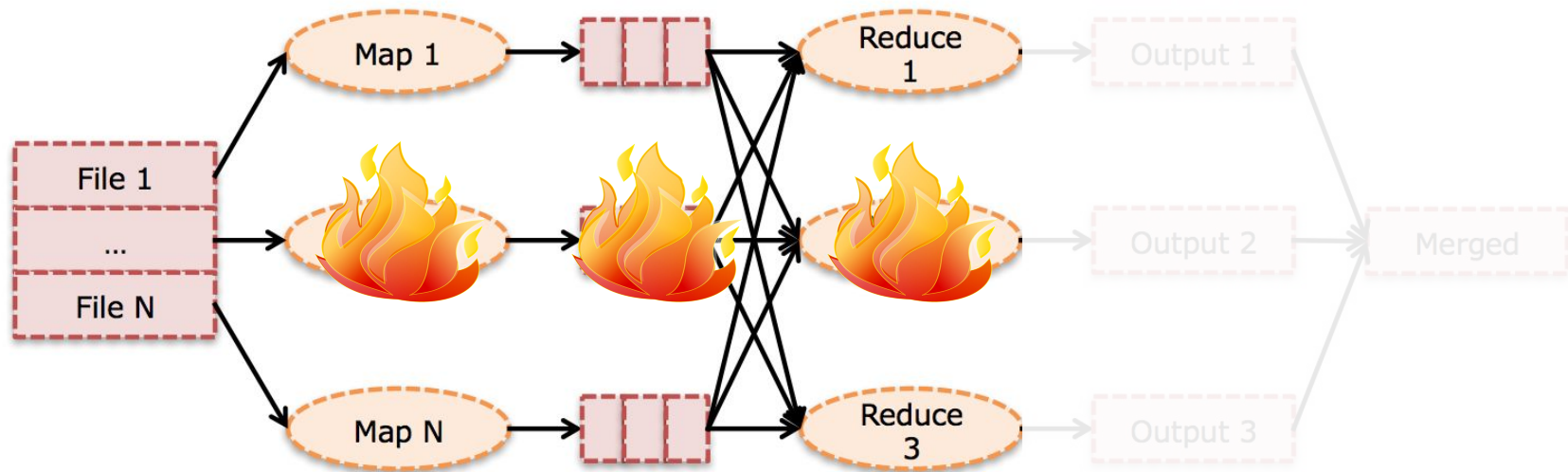
Mapreduce: What could go wrong?



Mapreduce: What could go wrong?

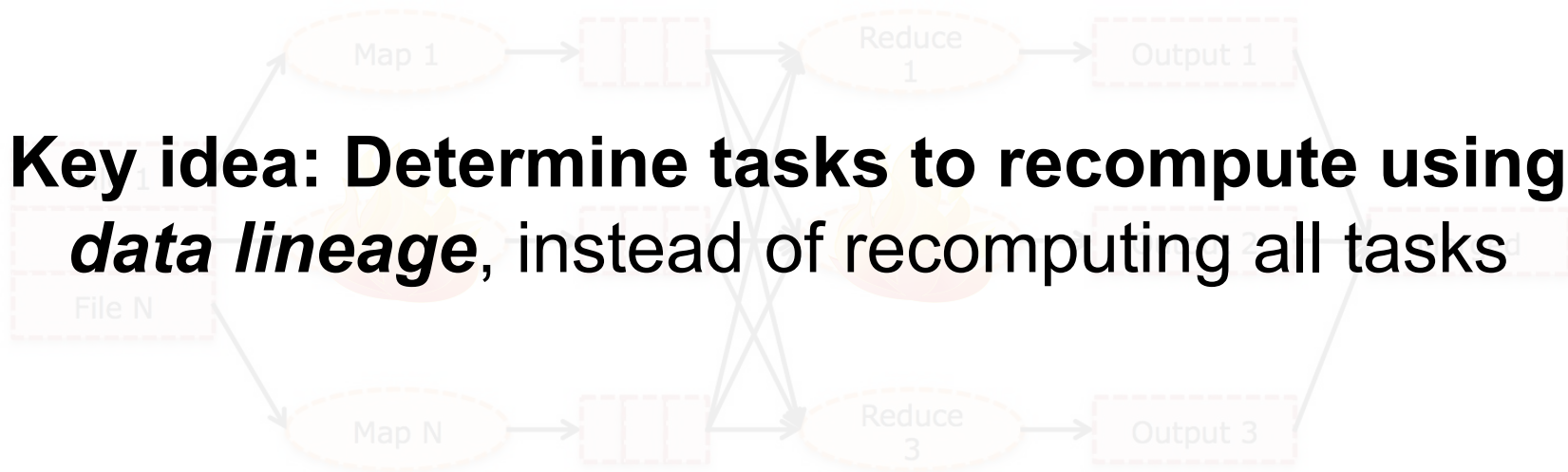


Mapreduce: What could go wrong?

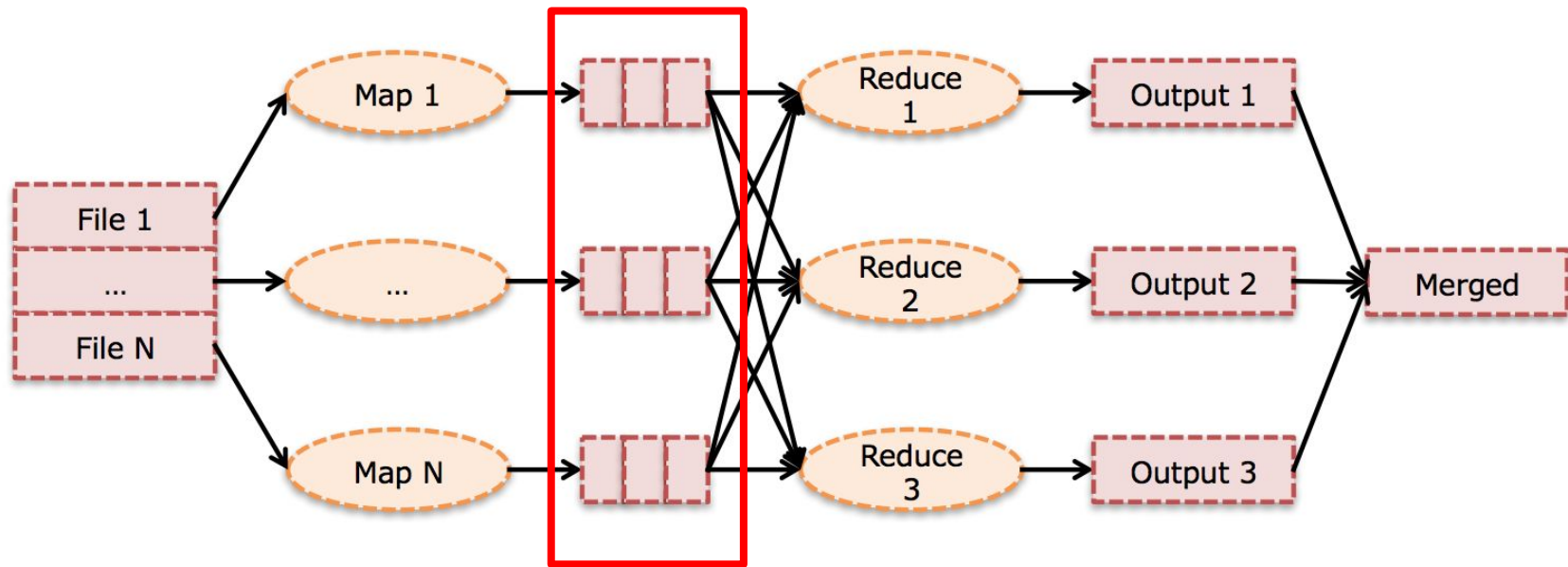


Mapreduce: What could go wrong?

Key idea: Determine tasks to recompute using *data lineage*, instead of recomputing all tasks

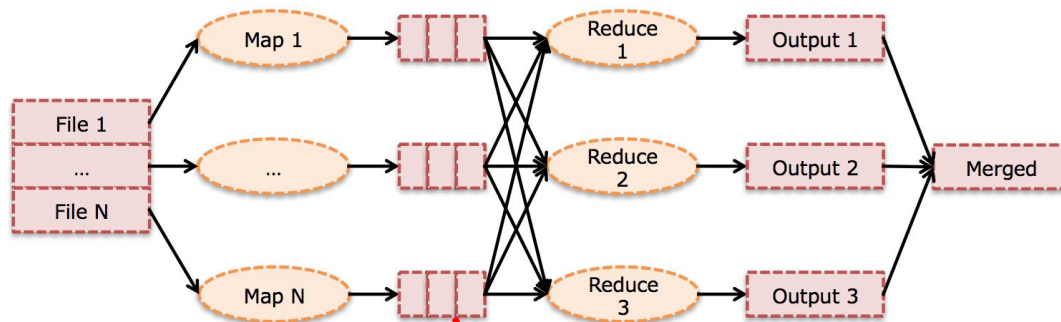


Lineage is useful for optimizations too

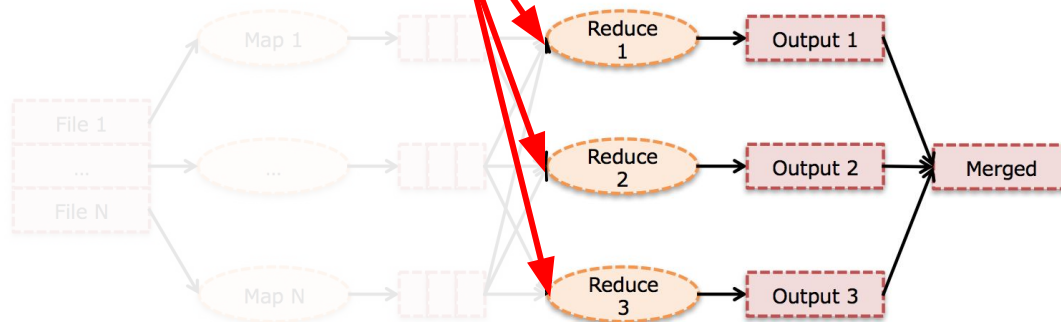


Reusing map outputs

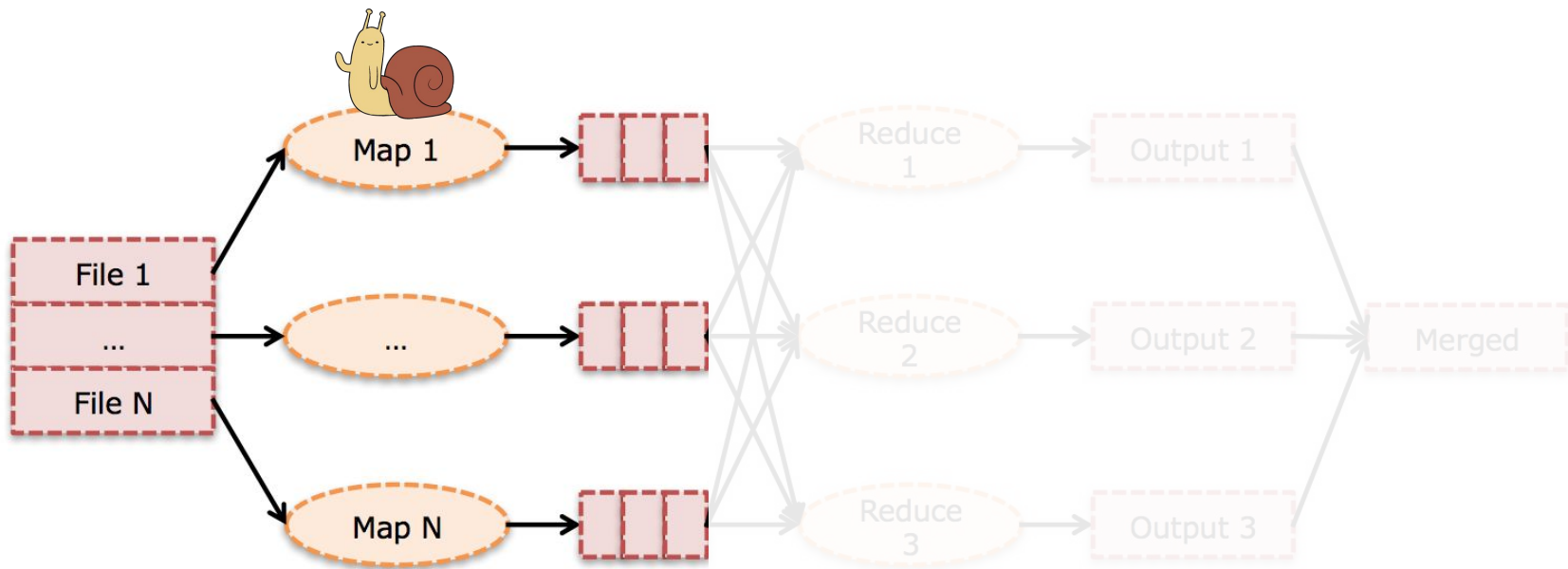
Job 1:



Job 2:

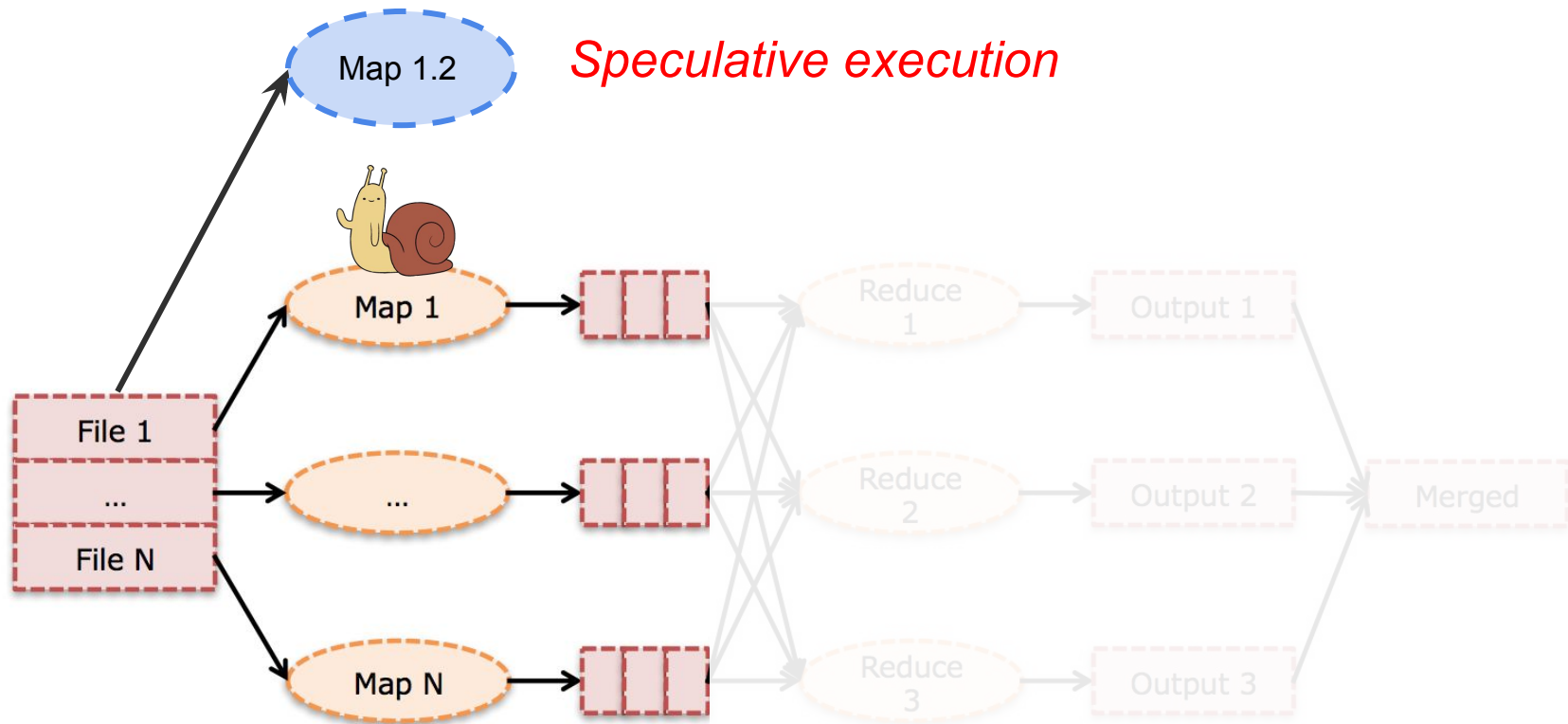


Nothing fails, but server 1 is *REALLY* slow...



Server 1 is a *straggler*

Launch same task on a different machine



Remote procedure call

Calling a procedure on a remote process as if it were local

Request-response interface

Request: arguments to remote procedure

Response: return values of remote procedure

E.g. client-server, master-worker, peer-peer

Higher level than *message passing*, but less powerful

Example: Master-Worker

```
Master {  
    func LaunchTasks() {  
        for worker in workers {  
            // want to call Worker.RunTask(...)  
        }  
    }  
}
```

```
Worker {  
    func RunTask(index) result {  
        // ...  
    }  
}
```

Example: Master-Worker

```
Master {  
    func LaunchTasks() {  
        for worker in workers {  
            index = worker.Index  
            address = worker.Address  
            request = MakeRequest(index)  
            response = sendRPC("RunTask", address, request)  
            result = response.Result  
            handleResult(result)  
        }  
    }  
}
```

```
Worker {  
    func RunTask(index) result {  
        // ...  
    }  
}
```

Asynchronous RPC

Await RPC response in a separate thread

Multiple ways to implement this:

- Pass a *callback* to RPC that will be invoked later

Asynchronous RPC

Await RPC response in a separate thread

Multiple ways to implement this:

Pass a *callback* to RPC that will be invoked later

```
func handleResponse { ... }  
sendRPC("RunTask", address, request, handleResponse)
```

Asynchronous RPC

Await RPC response in a separate thread

Multiple ways to implement this:

- Pass a *callback* to RPC that will be invoked later

- Use *channels* to communicate RPC reply back to main thread

Asynchronous RPC

Await RPC response in a separate thread

Multiple ways to implement this:

Pass a *callback* to RPC that will be invoked later

Use *channels* to communicate RPC reply back to main thread

```
run in background {  
  channel <- sendRPC("RunTask", address, request)  
}  
handleResponse(<-channel)
```

What are some example applications of asynchronous RPC?

Go RPCs

Implementation in built-in library `net/rpc`

Write stub receiver methods of the form

```
func (t *T) MethodName(args T1, reply *T2) error
```

Create a listener that accepts requests

Go example: Word count server

```
type WordCountServer struct {  
    addr string  
}
```

```
type WordCountRequest struct {  
    Input string  
}
```

```
type WordCountReply struct {  
    Counts map[string]int  
}
```

```
func (*WordCountServer) Compute(  
    request WordCountRequest,  
    reply *WordCountReply) error {  
    counts := make(map[string]int)  
    input := request.Input  
    tokens := strings.Fields(input)  
    for _, t := range tokens {  
        counts[t] += 1  
    }  
    reply.Counts = counts  
    return nil  
}
```

Go example: Word count server

```
type WordCountServer struct {  
    addr string  
}
```

```
type WordCountRequest struct {  
    Input string  
}
```

```
type WordCountReply struct {  
    Counts map[string]int  
}
```

```
func (*WordCountServer) Compute(  
    request WordCountRequest,  
    reply *WordCountReply) error {  
    counts := make(map[string]int)  
    input := request.Input  
    tokens := strings.Fields(input)  
    for _, t := range tokens {  
        counts[t] += 1  
    }  
    reply.Counts = counts  
    return nil  
}
```

Go example: Word count server

```
func (server *WordCountServer) Listen() {  
    rpc.Register(server)  
    listener, err := net.Listen("tcp", server.addr)  
    checkError(err)  
    go func() {  
        for {  
            rpc.Accept(listener)  
        }  
    }()  
}
```

Go example: Word count server

```
func (server *WordCountServer) Listen() {  
    rpc.Register(server)  
    listener, err := net.Listen("tcp", server.addr)  
    checkError(err)  
    go func() {  
        for {  
            rpc.Accept(listener)  
        }  
    }()  
}
```

Go example: Word count server

```
func (server *WordCountServer) Listen() {  
    rpc.Register(server)  
    listener, err := net.Listen("tcp", server.addr)  
    checkError(err)  
    go func() {  
        for {  
            rpc.Accept(listener)  
        }  
    }()  
}
```

Go example: Word count client

```
func makeRequest(input string, serverAddr string) (map[string]int, error) {  
    client, err := rpc.Dial("tcp", serverAddr)  
    checkError(err)  
    args := WordCountRequest{input}  
    reply := WordCountReply{make(map[string]int)}  
    err = client.Call("WordCountServer.Compute", args, &reply)  
    if err != nil {  
        return nil, err  
    }  
    return reply.Counts, nil  
}
```

Go example: Word count client

```
func makeRequest(input string, serverAddr string) (map[string]int, error) {  
    client, err := rpc.Dial("tcp", serverAddr)  
    checkError(err)  
    args := WordCountRequest{input}  
    reply := WordCountReply{make(map[string]int)}  
    err = client.Call("WordCountServer.Compute", args, &reply)  
    if err != nil {  
        return nil, err  
    }  
    return reply.Counts, nil  
}
```

Go example: Word count client

```
func makeRequest(input string, serverAddr string) (map[string]int, error) {  
    client, err := rpc.Dial("tcp", serverAddr)  
    checkError(err)  
    args := WordCountRequest{input}  
    reply := WordCountReply{make(map[string]int)}  
    err = client.Call("WordCountServer.Compute", args, &reply)  
    if err != nil {  
        return nil, err  
    }  
    return reply.Counts, nil  
}
```

Go example: Word count client-server

```
func main() {  
    serverAddr := "localhost:8888"  
    server := WordCountServer{serverAddr}  
    server.Listen()  
    input1 := "hello I am good hello bye bye bye bye good night hello"  
    wordcount, err := makeRequest(input1, serverAddr)  
    checkError(err)  
    fmt.Printf("Result: %v\n", wordcount)  
}
```

```
Result: map[hello:3 I:1 am:1 good:2 bye:4 night:1]
```

Is this synchronous or asynchronous?

```
func makeRequest(input string, serverAddr string) (map[string]int, error) {  
    client, err := rpc.Dial("tcp", serverAddr)  
    checkError(err)  
    args := WordCountRequest{input}  
    reply := WordCountReply{make(map[string]int)}  
    err = client.Call("WordCountServer.Compute", args, &reply)  
    if err != nil {  
        return nil, err  
    }  
    return reply.Counts, nil  
}
```

Making client asynchronous

```
func makeRequest(input string, serverAddr string) chan Result {
    client, err := rpc.Dial("tcp", serverAddr)
    checkError(err)
    args := WordCountRequest{input}
    reply := WordCountReply{make(map[string]int)}
    ch := make(chan Result)
    go func() {
        err := client.Call("WordCountServer.Compute", args, &reply)
        if err != nil {
            ch <- Result{nil, err} // something went wrong
        } else {
            ch <- Result{reply.Counts, nil} // success
        }
    }()
    return ch
}
```

Making client asynchronous

```
func makeRequest(input string, serverAddr string) *Call {  
    client, err := rpc.Dial("tcp", serverAddr)  
    checkError(err)  
    args := WordCountRequest{input}  
    reply := WordCountReply{make(map[string]int)}  
    return client.Go("WordCountServer.Compute", args, &reply, nil)  
}
```

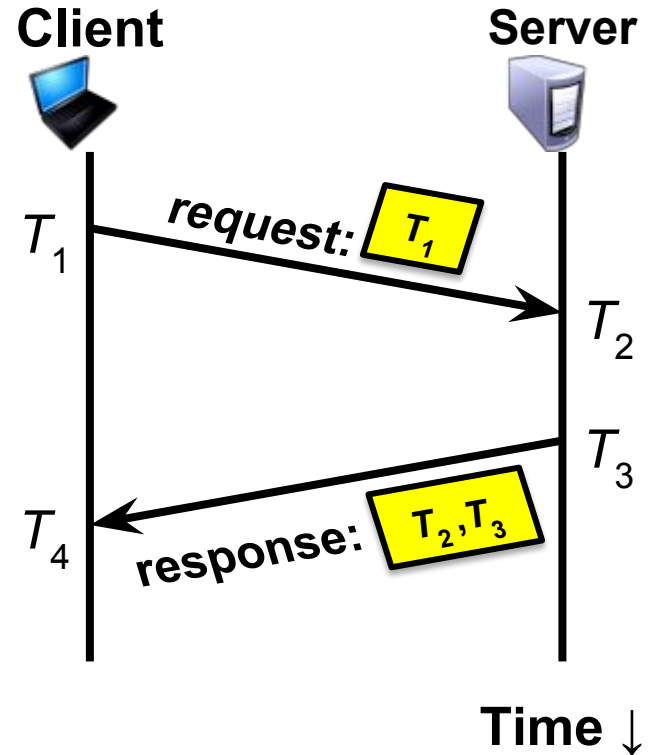
```
call := makeRequest(...)  
<-call.Done  
checkError(call.Error)  
handleReply(call.Reply)
```

Exercise: Cristian's algorithm

Implement a `CristianServer` that other machines sync their local time to

Cristian's algorithm: Outline

1. Client sends a **request** packet, timestamped with its local clock T_1
2. Server timestamps its receipt of the request T_2 with its local clock
3. Server sends a **response** packet with its local clock T_3 and T_2
4. Client locally timestamps its receipt of the server's response T_4



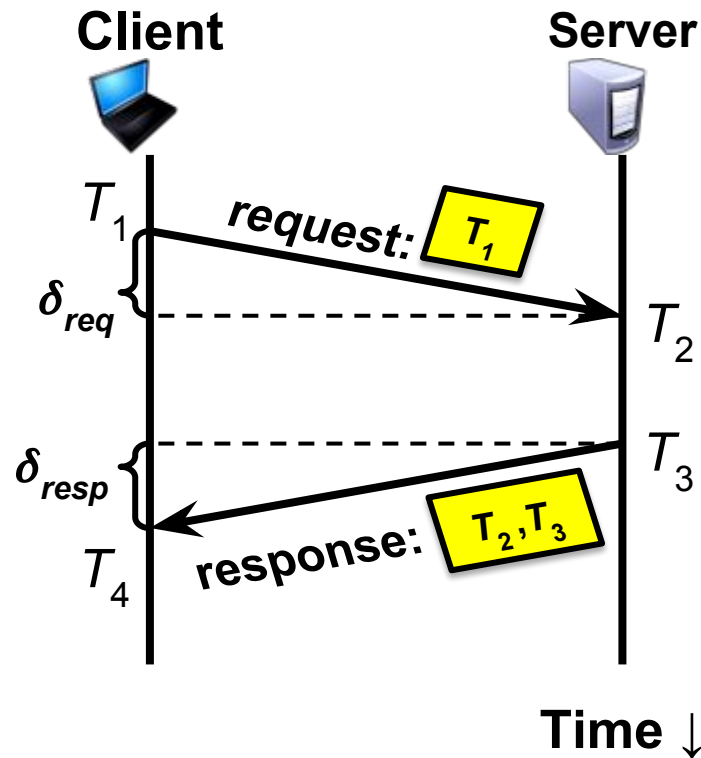
Cristian's algorithm: Offset sample calculation

Goal: Client sets clock $\leftarrow T_3 + \delta_{\text{resp}}$

- Client samples **round trip time** $\delta = \delta_{\text{req}} + \delta_{\text{resp}}$
 $= (T_4 - T_1) - (T_3 - T_2)$
- But client knows δ , not δ_{resp}

Assume: $\delta_{\text{req}} \approx \delta_{\text{resp}}$

Client sets clock $\leftarrow T_3 + \frac{1}{2}\delta$



Exercise: Cristian's algorithm

Implement a CristianServer that other machines sync their local time to

```
func SyncTime(serverAddr string) (time.Time, error)
```

Set *local time* = $T_3 + RTT/2$, where $RTT = (T_4 - T_1) - (T_3 - T_2)$

Note: You can just build a simplified version where $T_2 = T_3$

Hint: use `time.Time`'s `Sub` and `Add` methods, `time.Now()`

