

Image Composition

COS 526
Princeton University

Modeled after lecture by Alexei Efros.
Slides by Efros, Durand, Freeman, Hays, Fergus, Lazebnik, Agarwala, Shamir, and Perez.

Image Composition



Jurassic Park

Image Blending

1. Extract Sprites (e.g using *Intelligent Scissors* in Photoshop)



2. Blend them into the composite (in the right order)



Composite by David Dewey

Slide credit: A. Efros

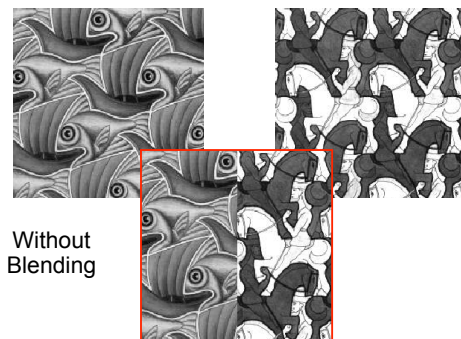
Image Composition

- Laplacian pyramid blending
- Graphcut seams
- Poisson cloning

Image Composition

- Laplacian pyramid blending ←
- Graphcut seams
- Poisson cloning

Image Blending



Without Blending

Slide credit: A. Efros

Alpha Blending / Feathering

$I_{\text{blend}} = \alpha I_{\text{left}} + (1-\alpha) I_{\text{right}}$

Slide credit: A. Efros

Affect of Window Size

Slide credit: A. Efros

Affect of Window Size

Slide credit: A. Efros

Good Window Size

Slide credit: A. Efros

“Optimal” Window: smooth but not ghosted

What is the Optimal Window?

To avoid seams

- window = size of largest prominent feature

To avoid ghosting

- window $\leq 2^2$ size of smallest prominent feature

Natural to cast this in the *Fourier domain*

- largest frequency $\leq 2^2$ size of smallest frequency
- image frequency content should occupy one “octave” (power of two)

Slide credit: A. Efros

What if the Frequency Spread is Wide

Idea (Burt and Adelson)

- Different window sizes for different frequencies


Method

- Decompose image into octaves (frequency bands)
- Feather each octave with appropriate window size
- Sum feathered octave images to reconstruct blended image

Slide credit: A. Efros

Laplacian Pyramid

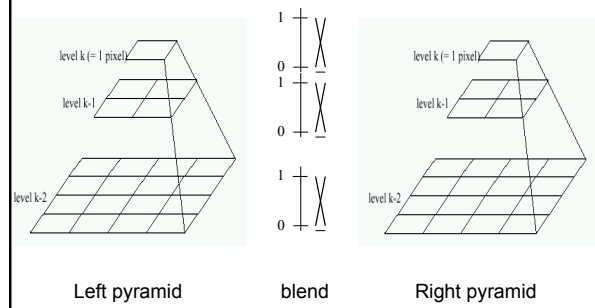
Lowpass Images



Bandpass Images

Slide credit: A. Efros

Laplacian Pyramid Blending




Left pyramid

blend

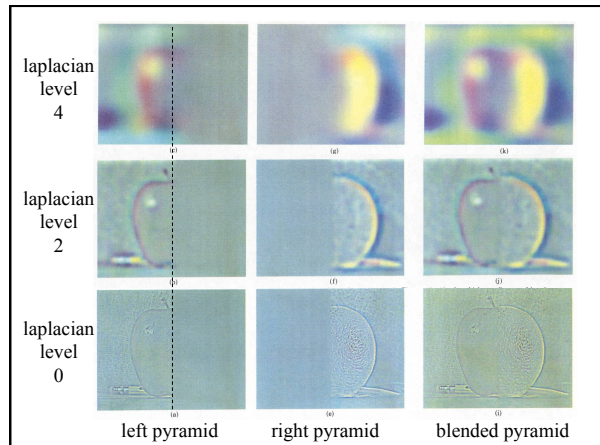
Right pyramid

Slide credit: A. Efros

Laplacian Pyramid Blending



Slide credit: A. Efros

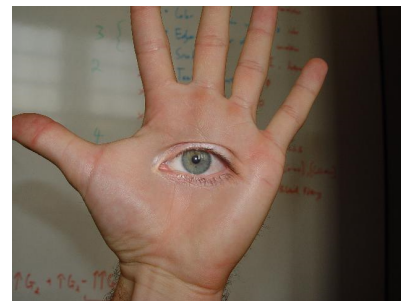


Laplacian Pyramid Blending



Slide credit: A. Efros

Laplacian Pyramid Blending



© david d martin (Boston College)

Slide credit: A. Efros

Problem with blending



Misaligned (moving) objects become ghosts

Slide credit: A. Efros

Image Composition

Laplacian pyramid blending

Graph cut seams ←

Poisson cloning

Graph Cuts

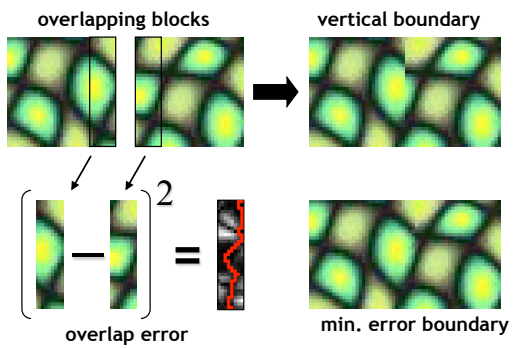
General idea

- Single source image per segment (avoids blurring)
- Careful cut placement, plus optional blending (avoids seams)



Slide credit: A. Efros

Graph Cuts in Texture Synthesis



Slide credit: A. Efros

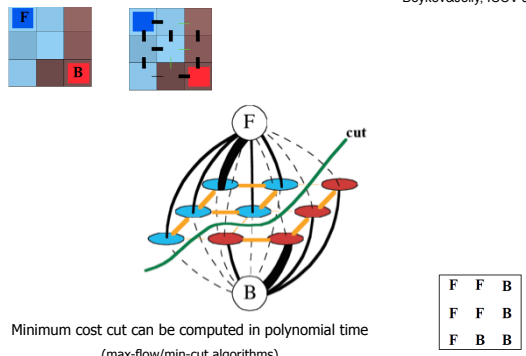
Graph Cuts in Image Segmentation



Lazy Snapping [Li 2004]
Interactive segmentation using graphcuts

Graph Cut Algorithm

Boykov&Jolly, ICCV'01



Graph cuts in Image Retargeting



Cropping

Seam Carving

Scaling


Shamir

Seam Carving



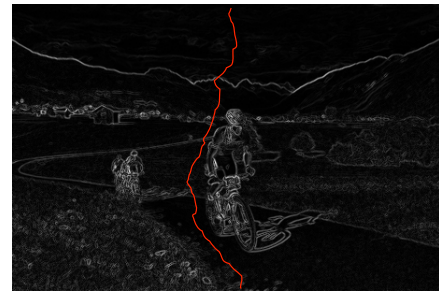
Shamir

Seam Carving



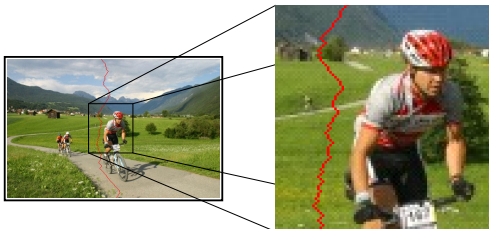
Shamir

Seam Carving




Shamir

Seam Carving



Shamir

Seam Carving



Shamir

Problem with graph cuts

What if colors/intensities are different?



sources/destinations

cloning

Slide credit: F. Durand

Image Composition

Laplacian pyramid blending

Graphcut seams

Poisson cloning ←

Gradient domain image editing

Motivation:


Human visual system is very sensitive to gradient
Gradient encode edges and local contrast quite well

Approach:

Edit in the gradient domain
Reconstruct image from gradient

Slide credit: F. Durand

Gradient domain image editing



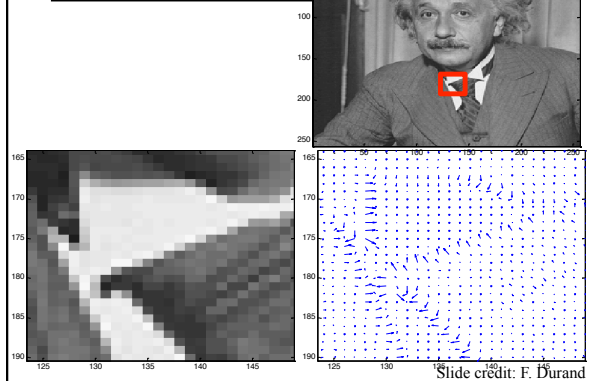
sources/destinations

cloning

seamless cloning

Slide credit: F. Durand

Gradient domain

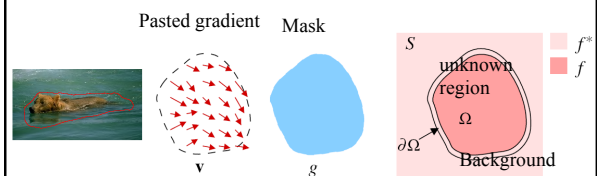


Slide credit: F. Durand

Seamless Poisson cloning

Given vector field v (pasted gradient), find the value of f in unknown region that optimizes:

$$\min_f \iint_{\Omega} |\nabla f - v|^2 \text{ with } f|_{\partial\Omega} = f^*|_{\partial\Omega}$$



Slide credit: F. Durand

Discrete Poisson solver

Minimize variational problem $\min_f \iint_{\Omega} |\nabla f - v|^2$ with $f|_{\partial\Omega} = f^*|_{\partial\Omega}$.

$$\min_{f|_{\Omega}} \sum_{(p,q) \in \Omega \times \Omega, (p,q) \cap \partial\Omega \neq \emptyset} (f_p - f_q - v_{pq})^2, \text{ with } f_p = f_p^*, \text{ for all } p \in \partial\Omega$$

Discretized gradient
Discretized v: g(p)-g(q)
Boundary condition

(all pairs that are in Ω)

Rearrange and call N_p the neighbors of p

$$\text{for all } p \in \Omega, |N_p|f_p - \sum_{q \in N_p \cap \Omega} f_q = \sum_{q \in N_p \cap \partial\Omega} f_q^* + \sum_{q \in N_p} v_{pq}$$


Big yet sparse linear system




Only for boundary pixels

Slide credit: F. Durand

Image Composition Results



Pérez et al. SIGGRAPH 03



Perez et al. SIGGRAPH 03

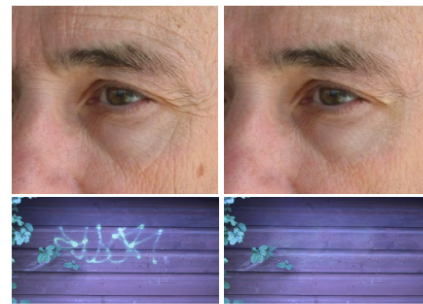


Figure 2: **Concealment.** By importing seamlessly a piece of the background, complete objects, parts of objects, and undesirable artifacts can easily be hidden. In both examples, multiple strokes (not shown) were used.

Perez et al. SIGGRAPH 03

Putting it all together

Compositing images

- Have a clever blending function
 - Feathering
 - Laplacian pyramid
 - Poisson cloning
- Choose the right pixels from each image
 - Graphcuts

Now, let's put it all together:

- Photomontage [Agarwala et al. 2004]
- Scene Completion [Hayes et al. 2007]

Slide credit: A. Efros

Interactive Digital Photomontage

Aseem Agarwala, Mira Dontcheva
Maneesh Agrawala, Steven Drucker, Alex Colburn
Brian Curless, David Salesin, Michael Cohen



Interactive Digital Photomontage



Composite Family Photo

Agarwala et al. SIGGRAPH 04


Interactive Digital Photomontage



Input: Macro photos at different focal lengths.
Output: Global max-contrast image
(uses automatic graph cut labels)

Agarwala et al. SIGGRAPH 04

Interactive Digital Photomontage



Composite lit from many directions

Agarwala et al. SIGGRAPH 04

Interactive Digital Photomontage



Agarwala et al. SIGGRAPH 04

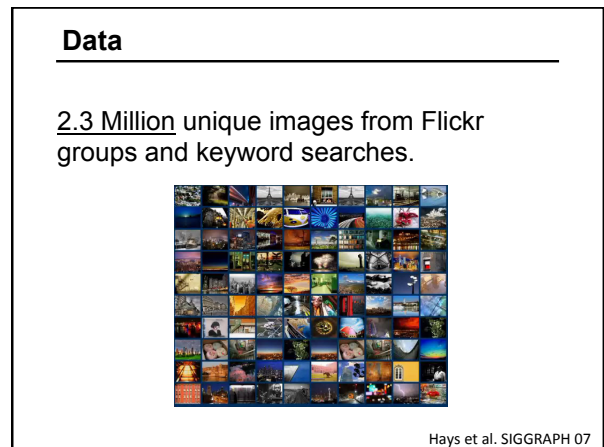
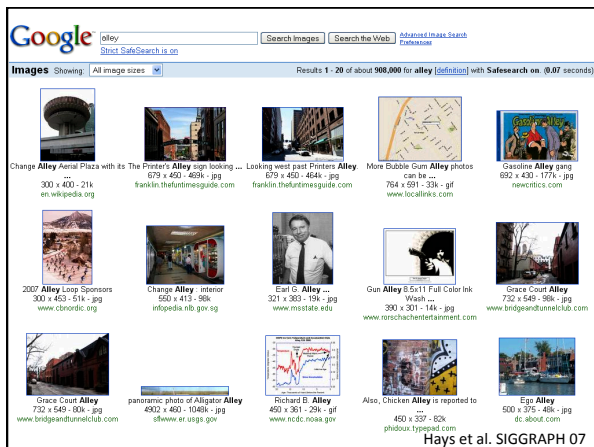


Scene Completion Using Millions of Photographs

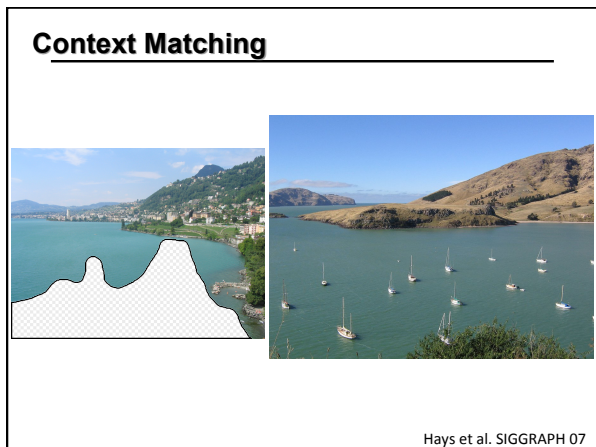

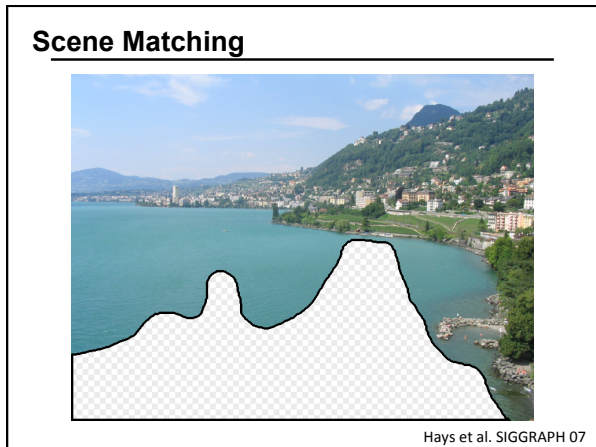
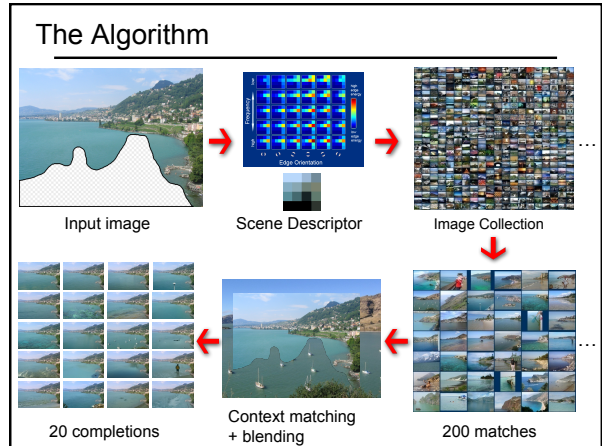
James Hays and Alexei A. Efros
SIGGRAPH 2007

Slides by J. Hays and A. Efros



Hays et al. SIGGRAPH 07







Hays et al. SIGGRAPH 07

Summary

Compositing images

- Have a clever blending function
 - Feathering
 - Laplacian pyramid
 - Poisson cloning
- Choose the right pixels from each image
 - Graphcuts

Applications:

- Interactive Digital Photomontage
- Scene completion from millions of images

Slide credit: A. Efros