


# Photon Mapping

---



# Photon mapping

---

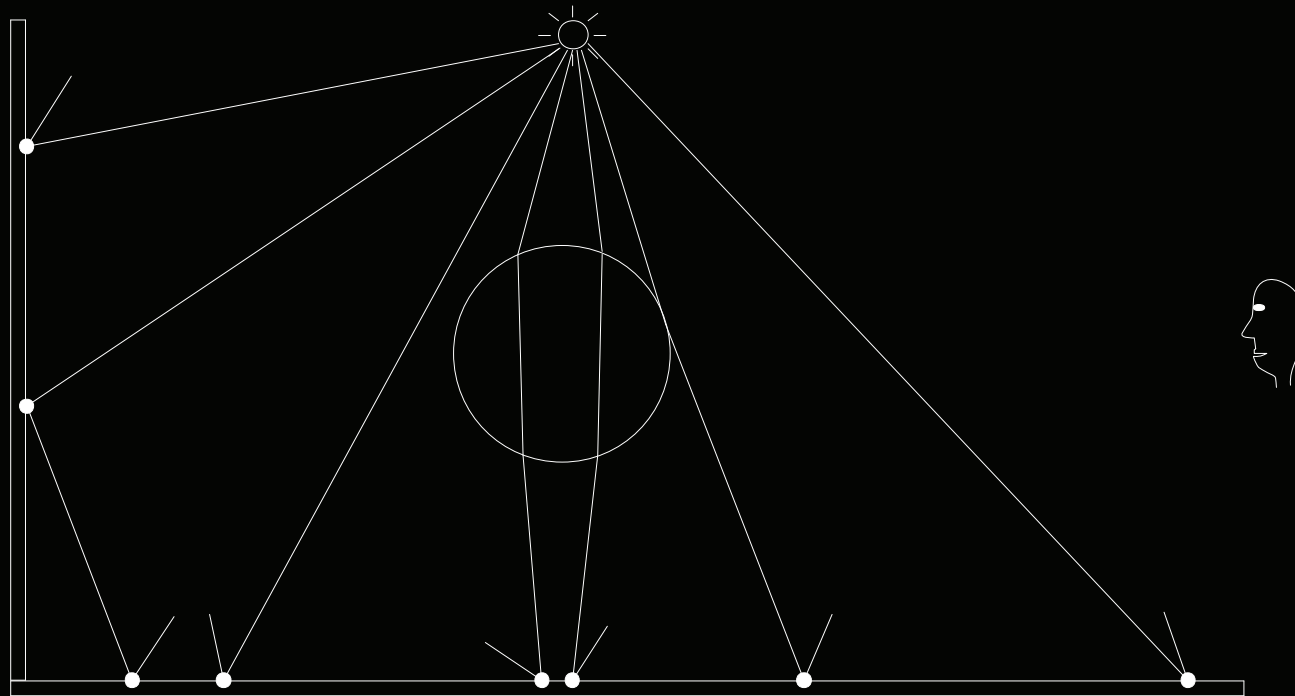
A two-pass method

Pass 1: Build the photon map (photon tracing)

Pass 2: Render the image using the photon map

# Building the Photon Map

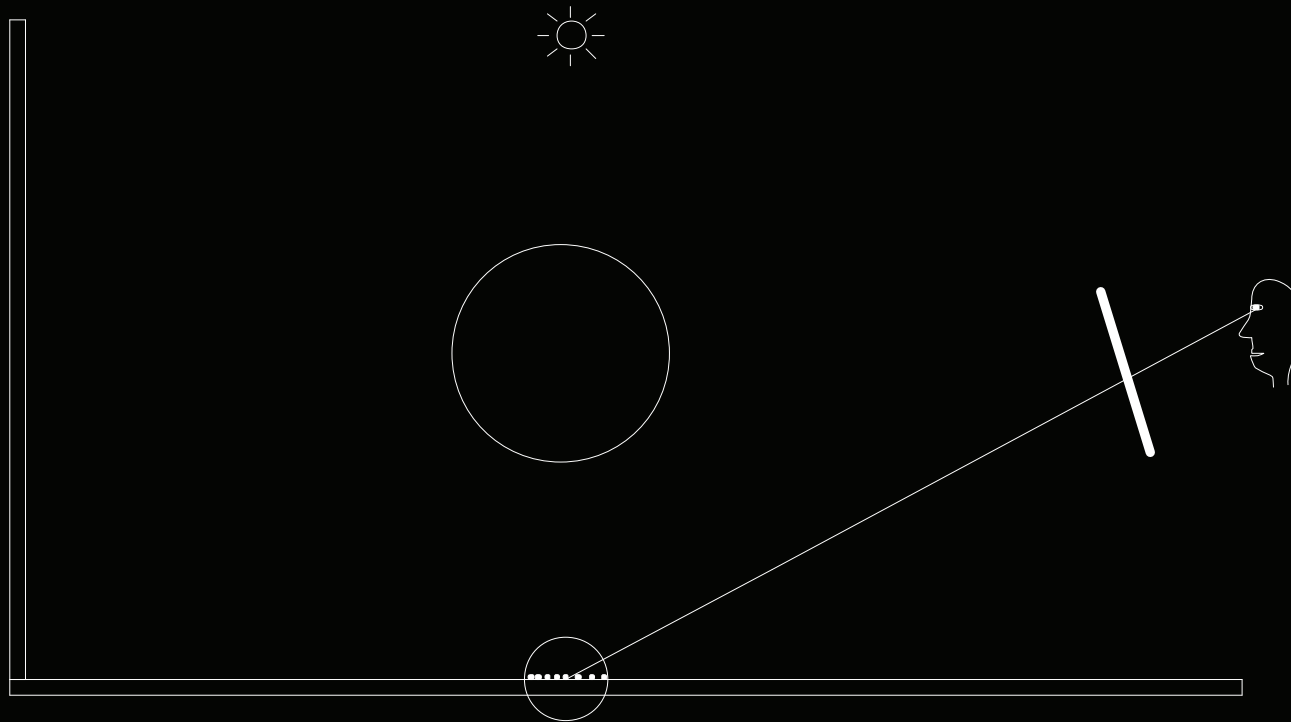
---



Photon Tracing

# Rendering using the Photon Map

---



Rendering

# Photon Tracing

---

- Photon emission
- Projection maps
- Photon scattering
- Russian Roulette
- The photon map data structure
- Balancing the photon map

# What is a photon?

---

- Flux (power) - not radiance!
- Collection of physical photons
  - ★ A fraction of the light source power
  - ★ Several wavelengths combined into one entity


# Photon emission

---

Given  $\Phi$  Watt lightbulb.

Emit  $N$  photons.

Each photon has the power  $\frac{\Phi}{N}$  Watt.




- Photon power depends on the number of emitted photons. Not on the number of photons in the photon map.

# Diffuse point light

---

Generate random direction  
Emit photon in that direction




```
// Find random direction
do {
    x = 2.0*random()-1.0;
    y = 2.0*random()-1.0;
    z = 2.0*random()-1.0;
} while ( (x*x + y*y + z*z) > 1.0 );
```



# Example: Diffuse square light

---




- Generate random position  $p$  on square
- Generate diffuse direction  $d$
- Emit photon from  $p$  in direction  $d$

```
// Generate diffuse direction  
 $u = \text{random}()$ ;  
 $v = 2 * \pi * \text{random}()$ ;  
 $d = \text{vector}( \cos(v) \sqrt{u}, \sin(v) \sqrt{u}, \sqrt{1 - u} )$ ;
```

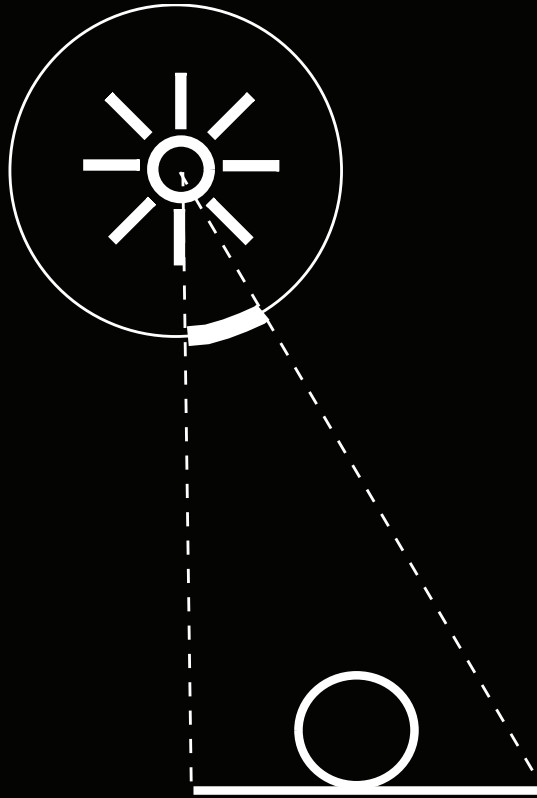
# Projection maps

---



# Projection maps

---



# Surface interactions

---

The photon is

- Stored (at diffuse surfaces) and
- Absorbed ( $A$ ) or
- Reflected ( $R$ ) or
- Transmitted ( $T$ )

$$A + R + T = 1.0$$

# Storing the photon

---

```
struct photon {  
    float x,y,z;           // position  
    char p[4];            // power packed as 4 bytes  
    char phi,theta;       // incident direction  
    short flag;           // flag used for kd-tree  
}
```

Memory overhead: 20 bytes/photon.

# Photon scattering

---

The simple way:

Given incoming photon with power  $\Phi_p$

Reflect photon with the power  $R * \Phi_p$

Transmit photon with the power  $T * \Phi_p$

# Photon scattering

---

The simple way:

Given incoming photon with power  $\Phi_p$

Reflect photon with the power  $R * \Phi_p$

Transmit photon with the power  $T * \Phi_p$

- Risk: Too many low-powered photons - wasteful!
- When do we stop (systematic bias)?
- Photons with similar power is a good thing.

# Russian Roulette

---

- Statistical technique
- Known from Monte Carlo particle physics
- Introduced to graphics by Arvo and Kirk in 1990



# Russian Roulette

---

Probability of termination:  $p$

# Russian Roulette

---

Probability of termination:  $p$

$$E\{X\}$$

# Russian Roulette

---

Probability of termination:  $p$

$$E\{X\} = p \cdot 0$$

# Russian Roulette

---

Probability of termination:  $p$

$$E\{X\} = p \cdot 0 + (1 - p)$$

# Russian Roulette

---

Probability of termination:  $p$

$$E\{X\} = p \cdot 0 + (1 - p) \cdot \frac{E\{X\}}{1 - p}$$

# Russian Roulette

---

Probability of termination:  $p$

$$E\{X\} = p \cdot 0 + (1 - p) \cdot \frac{E\{X\}}{1 - p} = E\{X\}$$

# Russian Roulette

---

Probability of termination:  $p$

$$E\{X\} = p \cdot 0 + (1 - p) \cdot \frac{E\{X\}}{1 - p} = E\{X\}$$

Terminate un-important photons and still get the correct result.

# Russian Roulette Example

---

Surface reflectance:  $R = 0.5$

Incoming photon:  $\Phi_p = 2 \text{ W}$

```
r = random();  
if ( r < 0.5 )  
    reflect photon with power 2 W  
else  
    photon is absorbed
```



# Russian Roulette Intuition

---

Surface reflectance:  $R = 0.5$

200 incoming photons with power:  $\Phi_p = 2$  Watt

Reflect 100 photons with power 2 Watt instead of  
200 photons with power 1 Watt.

# Russian Roulette Example 2

---

Surface reflectance:  $R = 0.2$

Surface transmittance:  $T = 0.3$

Incoming photon:  $\Phi_p = 2 \text{ W}$

```
r = random();  
if ( r < 0.2 )  
    reflect photon with power 2 W  
else if ( r < 0.5 )  
    transmit photon with power 2 W  
else  
    photon is absorbed
```

# Russian Roulette

---

- Very important!
- Use to eliminate un-important photons
- Gives photons with similar power :)

# Sampling a BRDF

---

$$f_r(x, \vec{\omega}_i, \vec{\omega}_o) = w_1 f_{r,1}(x, \vec{\omega}_i, \vec{\omega}_o) + w_2 f_{r,2}(x, \vec{\omega}_i, \vec{\omega}_o)$$

# Sampling a BRDF

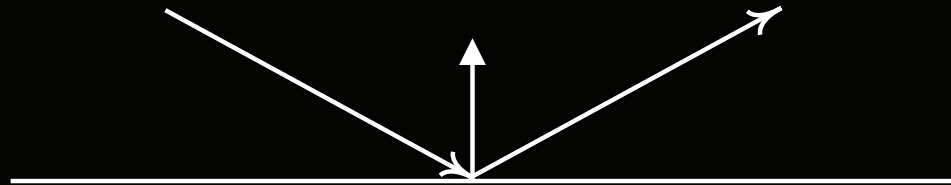
---

$$f_r(x, \vec{\omega}_i, \vec{\omega}_o) = w_1 \cdot f_{r,d} + w_2 \cdot f_{r,s}$$

```
r = random() * (w1 + w2);  
if ( r < w1 )  
    reflect diffuse photon  
else  
    reflect specular
```

# Specular Reflection

---



$$\vec{d}_r = \vec{d}_i - 2\vec{n}(\vec{n} \cdot \vec{d}_i)$$

# The photon map datastructure

---

Requirements:

- Compact (we want many photons)
- Fast insertion of photons
- Fast nearest neighbor search

# The photon map datastructure

---

Requirements:

- Compact (we want many photons)
- Fast insertion of photons
- Fast nearest neighbor search

A left-balanced kd-tree



# The kd-tree

---

- Introduced by Bentley in 1975
- A multidimensional "binary" tree

# A left-balanced kd-tree

---

Post-process:

- No pointers (save 40% memory)
- Faster search

Recursively split photons along the median of the "largest" dimension.

# Photon tracing

---

## Overview:

```
While (we want more photons) {  
    Emit a photon  
    while (photon hits a surface) {  
        Store photon  
        Use Russian Roulette to scatter photon  
    }  
}  
}  
Build balanced kd-tree
```

# Rendering

---

We want a Radiance value,  $L$ , per pixel.

The photon map stores flux/power.

# Rendering

---

We want a Radiance value,  $L$ , per pixel.

The photon map stores flux/power.

Radiance is the differential flux per differential solid angle per differential cross-sectional area:

$$L(x, \vec{\omega}) = \frac{d\Phi^2(x, \vec{\omega})}{d\omega \cos \theta dA}$$

# Rendering

---

We want a Radiance value,  $L$ , per pixel.

The photon map stores flux/power.

Radiance is the differential flux per differential solid angle per differential cross-sectional area:

$$L(x, \vec{\omega}) = \frac{d\Phi^2(x, \vec{\omega})}{d\omega \cos \theta dA}$$

How do we get a radiance estimate from the photon map?

# Radiance estimate

---

$$L(x, \vec{\omega}) = \int_{\Omega} f_r(x, \vec{\omega}', \vec{\omega}) L'(x, \vec{\omega}') \cos \theta' d\omega'$$

# Radiance estimate

---

$$\begin{aligned} L(x, \vec{\omega}) &= \int_{\Omega} f_r(x, \vec{\omega}', \vec{\omega}) L'(x, \vec{\omega}') \cos \theta' d\omega' \\ &= \int_{\Omega} f_r(x, \vec{\omega}', \vec{\omega}) \frac{d\Phi'^2(x, \vec{\omega}')}{d\omega' \cos \theta' dA} \cos \theta' d\omega' \end{aligned}$$



# Radiance estimate

---

$$\begin{aligned}L(x, \vec{\omega}) &= \int_{\Omega} f_r(x, \vec{\omega}', \vec{\omega}) L'(x, \vec{\omega}') \cos \theta' d\omega' \\ &= \int_{\Omega} f_r(x, \vec{\omega}', \vec{\omega}) \frac{d\Phi'^2(x, \vec{\omega}')}{d\omega' \cos \theta' dA} \cos \theta' d\omega' \\ &= \int_{\Omega} f_r(x, \vec{\omega}', \vec{\omega}) \frac{d\Phi'^2(x, \vec{\omega}')}{dA}\end{aligned}$$

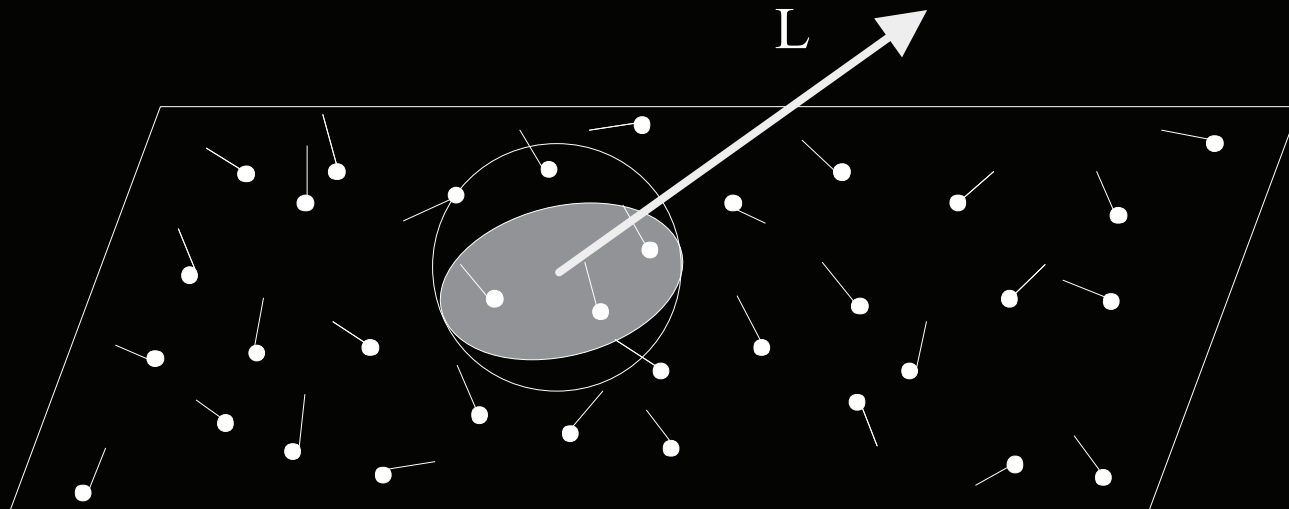
# Radiance estimate

---

$$\begin{aligned}L(x, \vec{\omega}) &= \int_{\Omega} f_r(x, \vec{\omega}', \vec{\omega}) L'(x, \vec{\omega}') \cos \theta' d\omega' \\&= \int_{\Omega} f_r(x, \vec{\omega}', \vec{\omega}) \frac{d\Phi'^2(x, \vec{\omega}')}{d\omega' \cos \theta' dA} \cos \theta' d\omega' \\&= \int_{\Omega} f_r(x, \vec{\omega}', \vec{\omega}) \frac{d\Phi'^2(x, \vec{\omega}')}{dA} \\&\approx \sum_{p=1}^n f_r(x, \vec{\omega}'_p, \vec{\omega}) \frac{\Delta\Phi_p(x, \vec{\omega}'_p)}{\Delta A}\end{aligned}$$

# Radiance estimate

---



# The radiance estimate

---

Locate the  $n$  nearest photons using kd-tree

$$L(x, \vec{\omega}) \approx \sum_{p=1}^n f_r(x, \vec{\omega}'_p, \vec{\omega}) \frac{\Delta\Phi_p(x, \vec{\omega}'_p)}{\pi r^2}$$

# The radiance estimate

---

Locate the  $n$  nearest photons using kd-tree

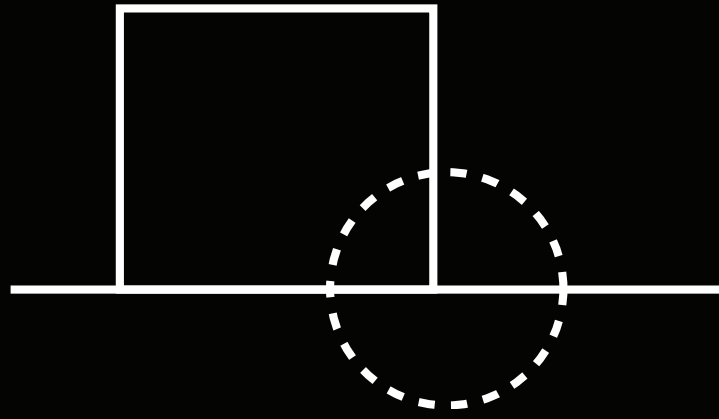
$$L(x, \vec{\omega}) \approx \sum_{p=1}^n f_r(x, \vec{\omega}'_p, \vec{\omega}) \frac{\Delta\Phi_p(x, \vec{\omega}'_p)}{\pi r^2}$$

Where the surface is locally flat this is a consistent estimator:

Converges to the correct result :)


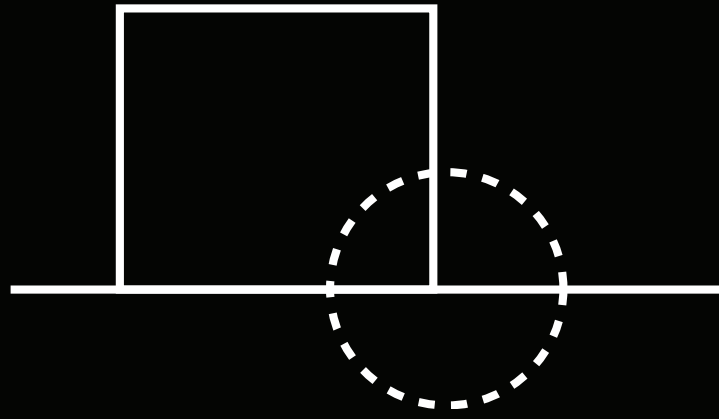
# Disc filtering

---



# Disc filtering

---



# Filtering

---

Weight nearby photons higher.



# Filtering

---

Weight nearby photons higher.

Cone filtering:


$$w_{pc} = 1 - \frac{d_p}{k r},$$

$$L_r(x, \vec{\omega}) \approx \sum_{p=1}^N f_r(x, \vec{\omega}_p, \vec{\omega}) \frac{\Delta\Phi_p(x, \vec{\omega}_p)}{\pi r^2} \frac{w_{pc}}{\left(1 - \frac{2}{3k}\right)}$$

Also Gaussian filtering

# Caustic from a glass sphere


---



30000 photons / 50 photons in radiance estimate

# Metalring caustic

---



# Caustic on a glossy surface

---



340000 photons /  $\approx$  100 photons in radiance estimate

Are we done?

---

# Are we done?

---

Works great for caustics :)

# Are we done?


---

Works great for caustics :)

But what about other global illumination effects such as color bleeding?

# Direct visualization of the radiance estimate

---




200000 photons / 50 photons in radiance estimate



# Direct visualization of the radiance estimate

---



200000 photons / 500 photons in radiance estimate

# A practical two-pass method

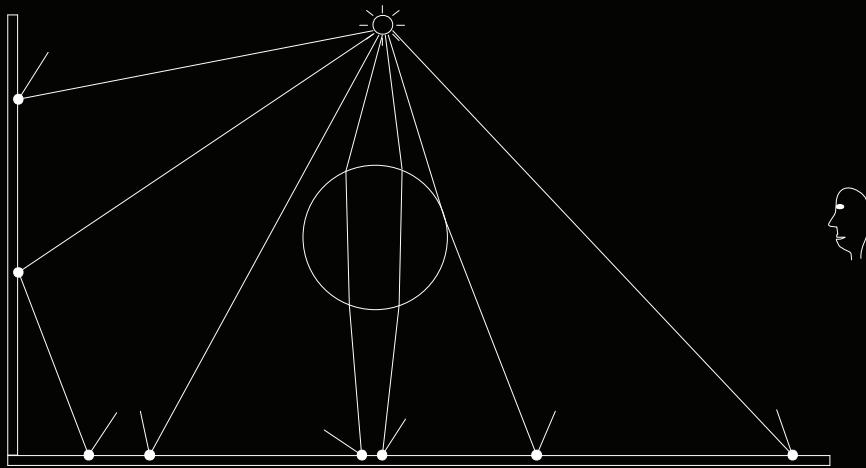
---

## Observations:

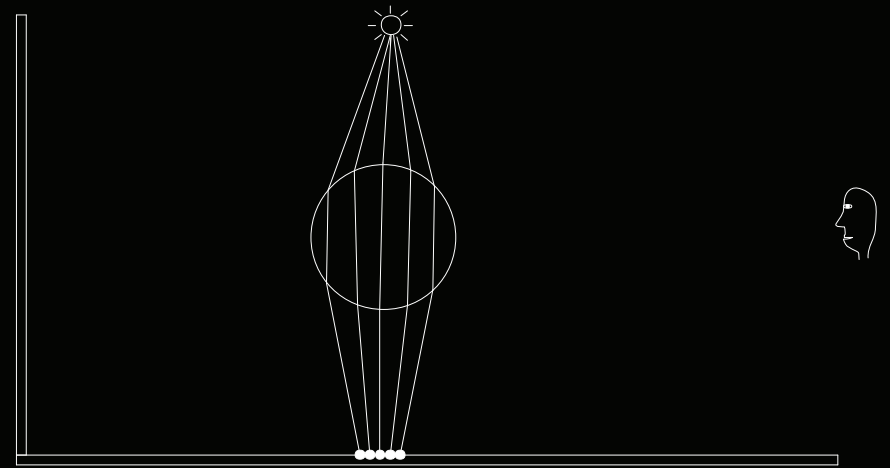
- Caustics are difficult to sample (from the eye)
- Indirect illumination requires many photons

# Two photon maps

---



global photon map



caustics photon map

# The Rendering Equation

---

$$L_r(x, \vec{\omega}) = \int_{\Omega_x} f_r(x, \vec{\omega}', \vec{\omega}) L_i(x, \vec{\omega}') \cos \theta' d\omega'$$

# The Rendering Equation

---

$$L_r(x, \vec{\omega}) = \int_{\Omega_x} f_r(x, \vec{\omega}', \vec{\omega}) L_i(x, \vec{\omega}') \cos \theta' d\omega'$$

Split incoming radiance:

$$L_i = \underbrace{L_{i,l}}_{\text{direct}} + \underbrace{L_{i,c}}_{\text{caustics}} + \underbrace{L_{i,d}}_{\text{soft indirect}}$$

# The Rendering Equation

---

$$L_r(x, \vec{\omega}) = \int_{\Omega_x} f_r(x, \vec{\omega}', \vec{\omega}) L_i(x, \vec{\omega}') \cos \theta' d\omega'$$

Split incoming radiance:

$$L_i = \underbrace{L_{i,l}}_{\text{direct}} + \underbrace{L_{i,c}}_{\text{caustics}} + \underbrace{L_{i,d}}_{\text{soft indirect}}$$

Split the BRDF

$$f_r = \underbrace{f_{r,d}}_{\text{diffuse}} + \underbrace{f_{r,s}}_{\text{specular}}$$

# The Rendering Equation

---

$$L_r = \int_{\Omega_x} f_r L_i \cos \theta' d\omega'$$

# The Rendering Equation

---

$$\begin{aligned} L_r &= \int_{\Omega_x} f_r L_i \cos \theta' d\omega' \\ &= \int_{\Omega_x} f_r L_l \cos \theta' d\omega' + \end{aligned} \quad \text{direct}$$



# The Rendering Equation

---

$$\begin{aligned} L_r &= \int_{\Omega_x} f_r L_i \cos \theta' d\omega' \\ &= \int_{\Omega_x} f_r L_l \cos \theta' d\omega' + \text{direct} \\ &\quad \int_{\Omega_x} f_{r,s} (L_{i,c} + L_d) \cos \theta' d\omega' + \text{specular} \end{aligned}$$

# The Rendering Equation

---

$$\begin{aligned} L_r &= \int_{\Omega_x} f_r L_i \cos \theta' d\omega' \\ &= \int_{\Omega_x} f_r L_l \cos \theta' d\omega' + && \text{direct} \\ &\quad \int_{\Omega_x} f_{r,s} (L_{i,c} + L_d) \cos \theta' d\omega' + && \text{specular} \\ &\quad \int_{\Omega_x} f_{r,d} L_c \cos \theta' d\omega' + && \text{caustics} \end{aligned}$$

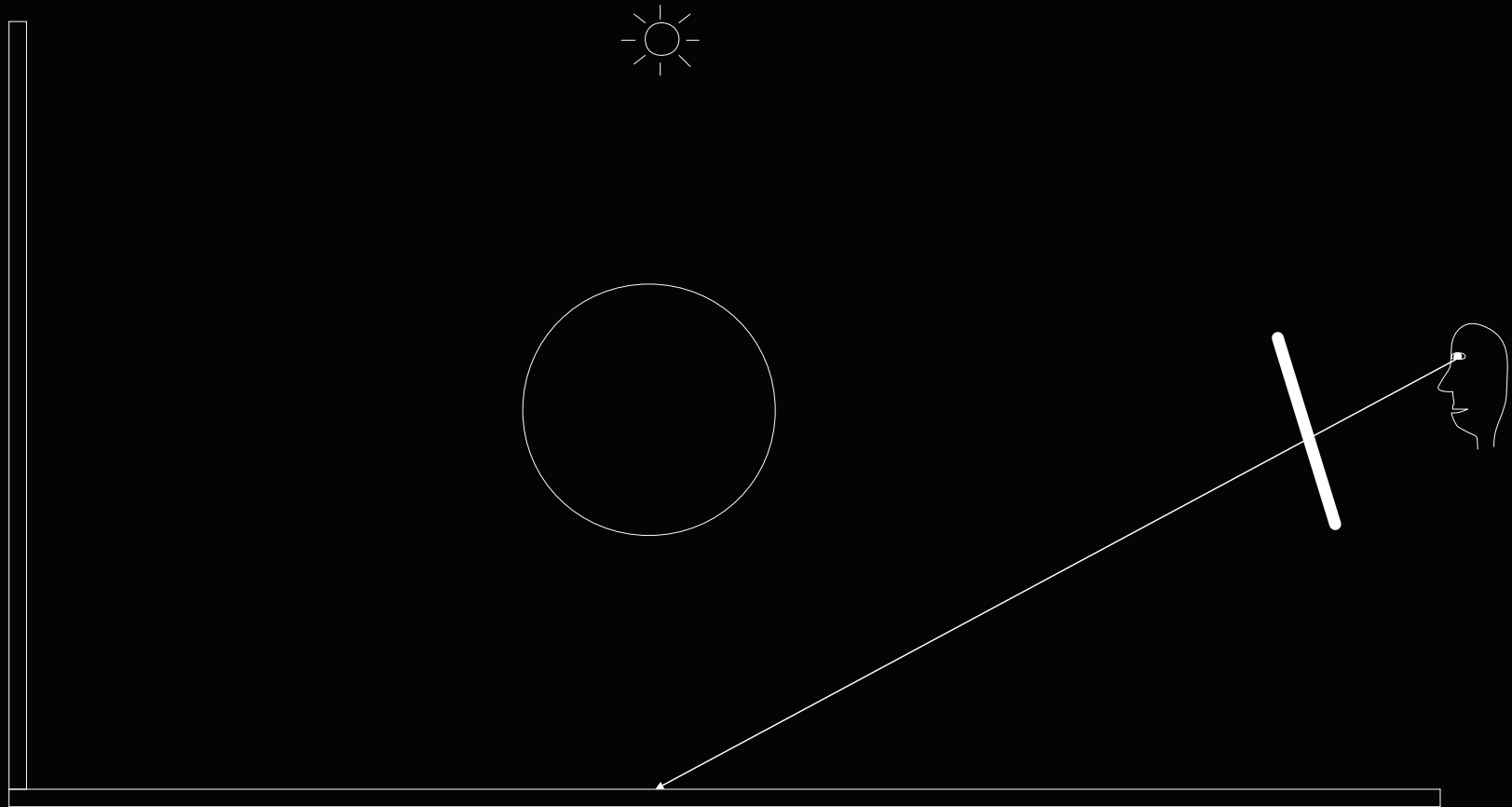
# The Rendering Equation

---

$$\begin{aligned} L_r &= \int_{\Omega_x} f_r L_i \cos \theta' d\omega' \\ &= \int_{\Omega_x} f_r L_l \cos \theta' d\omega' + && \text{direct} \\ &\quad \int_{\Omega_x} f_{r,s} (L_{i,c} + L_d) \cos \theta' d\omega' + && \text{specular} \\ &\quad \int_{\Omega_x} f_{r,d} L_c \cos \theta' d\omega' + && \text{caustics} \\ &\quad \int_{\Omega_x} f_{r,d} L_d \cos \theta' d\omega' && \text{soft indirect} \end{aligned}$$

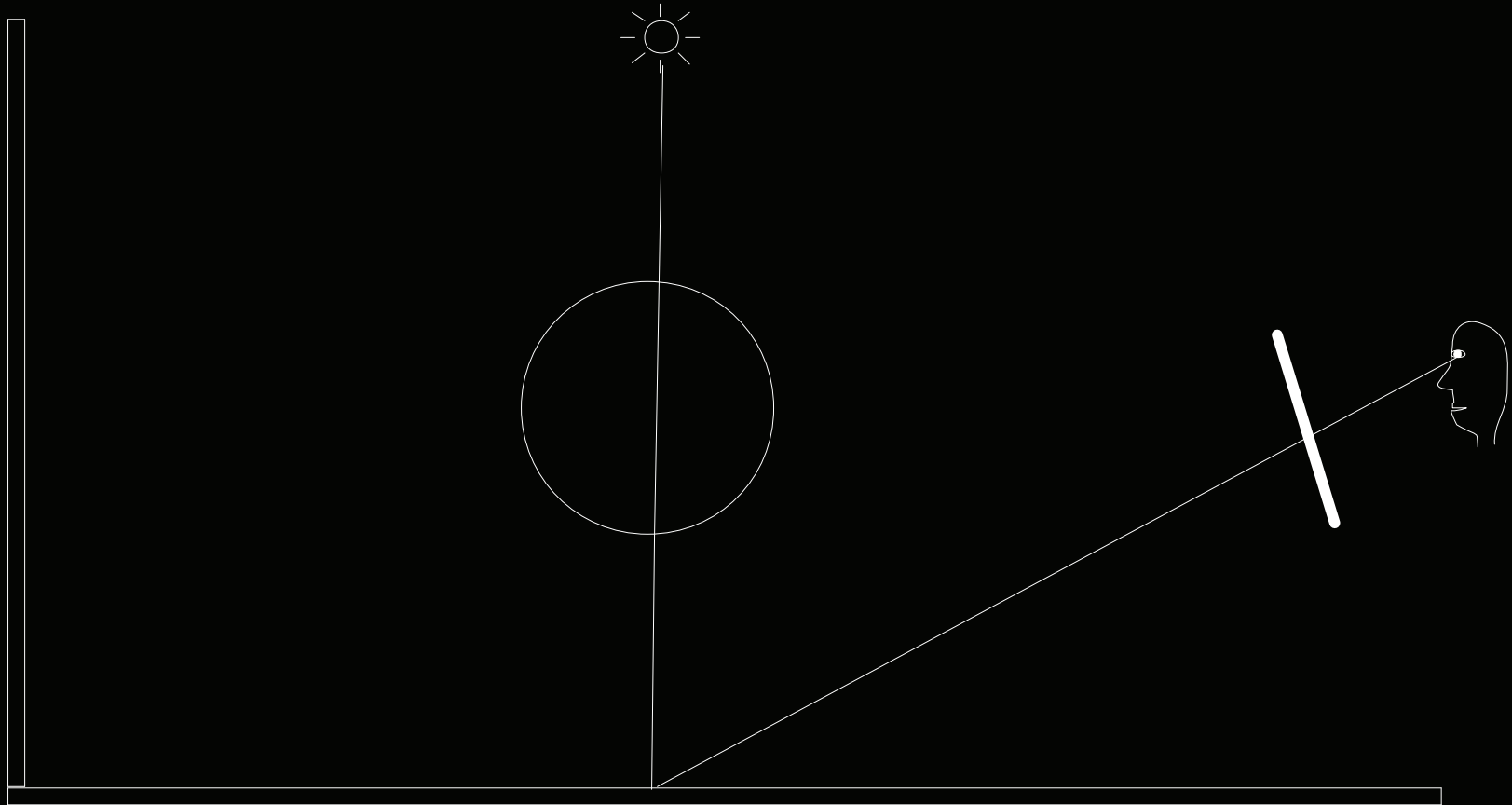
# Rendering

---



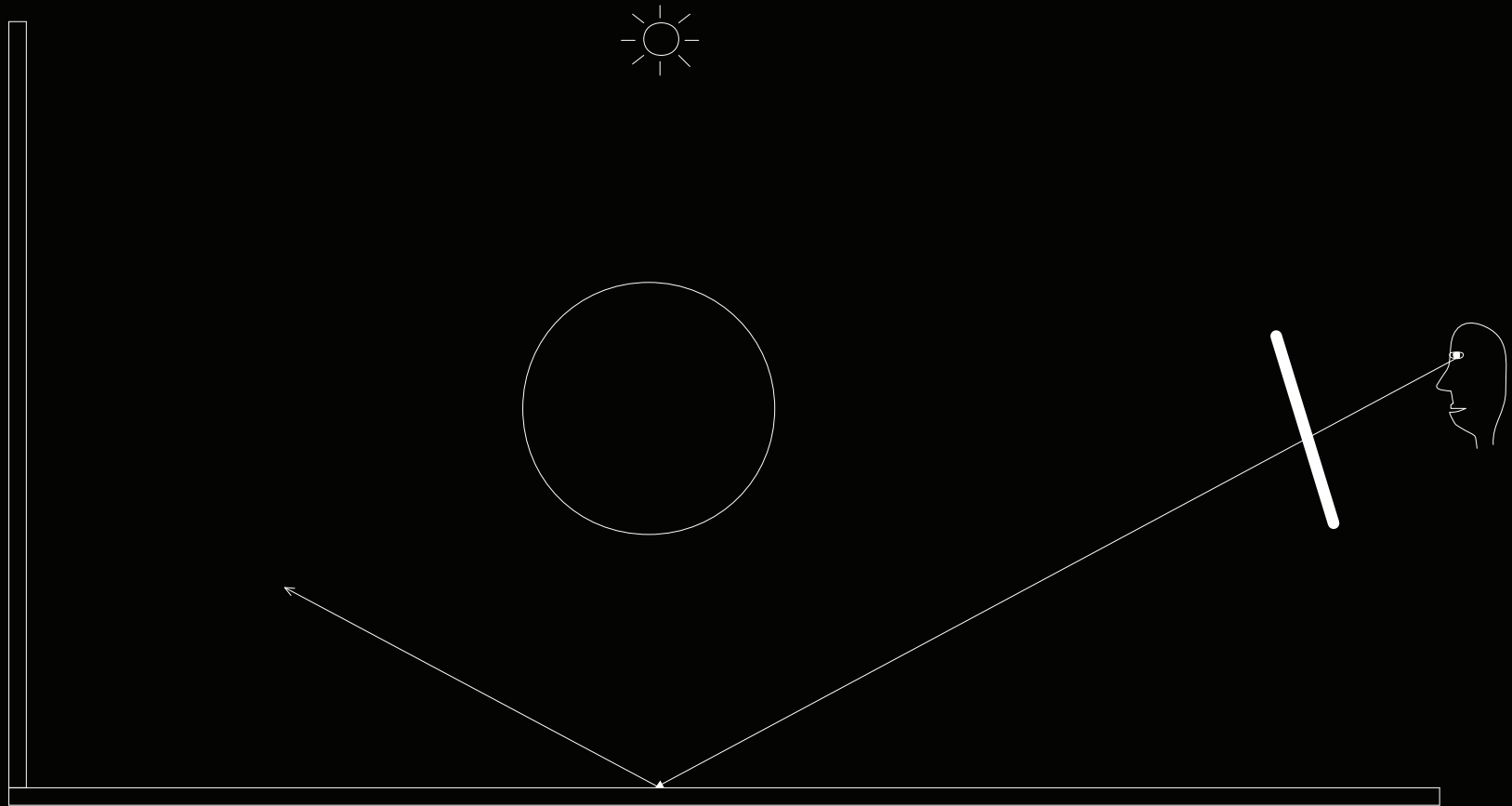
# Rendering: direct illumination

---



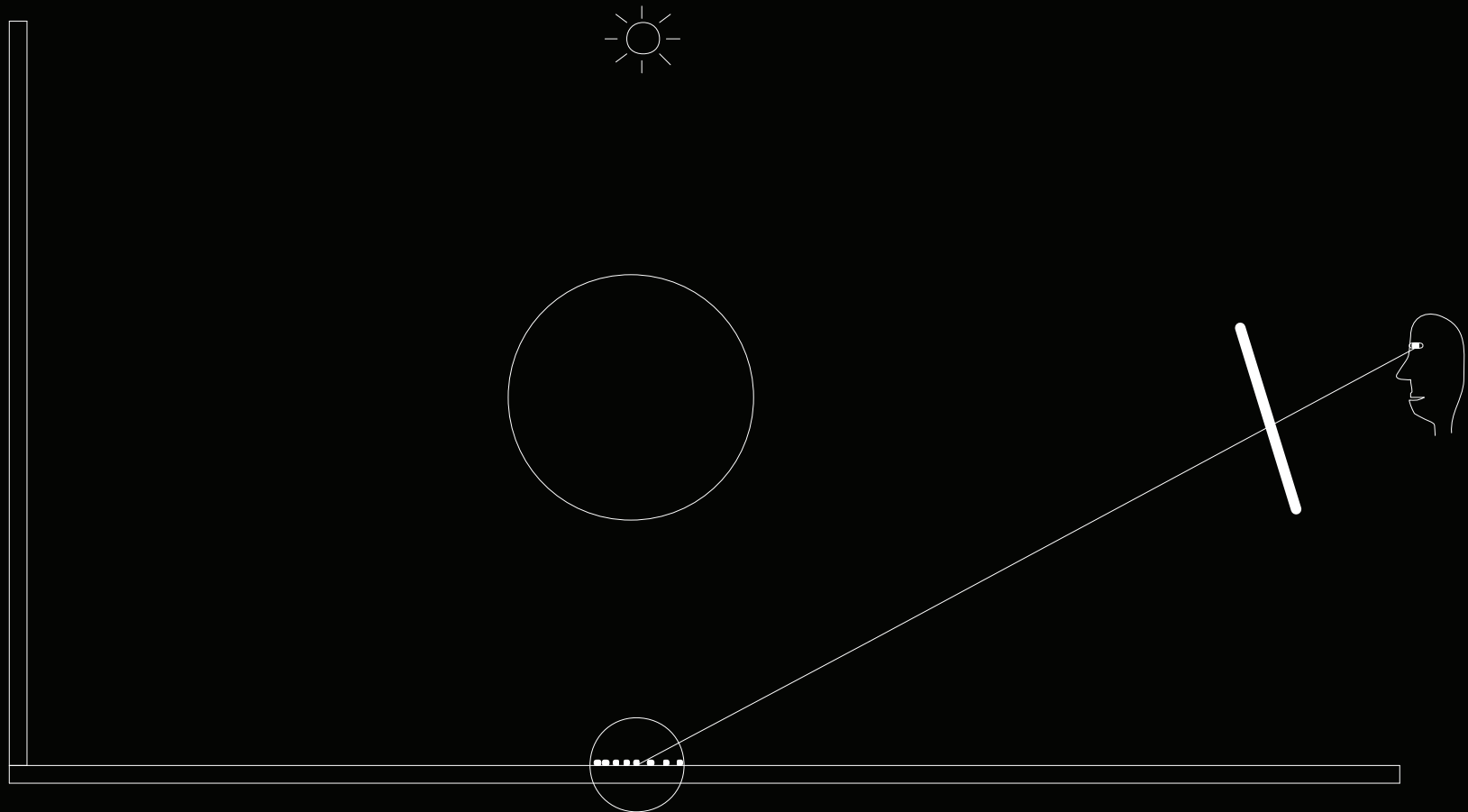
# Rendering: specular reflection

---




# Rendering: caustics

---



# Rendering: indirect illumination


---






# No Importance Sampling

---



# Importance Sampling

---



(Using the 50 nearest photons)

# Lightning

---

