



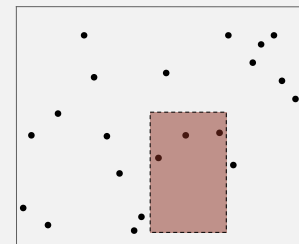
ROBERT SEDGEWICK | KEVIN WAYNE
<http://algs4.cs.princeton.edu>

GEOMETRIC APPLICATIONS OF BSTS

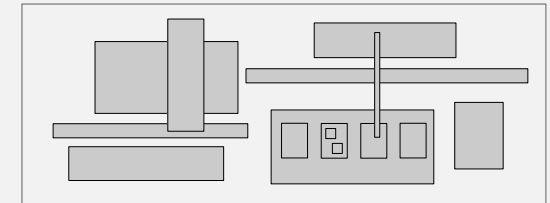
- ▶ 1d range search
- ▶ line segment intersection
- ▶ kd trees
- ▶ interval search trees
- ▶ rectangle intersection

Overview

This lecture. Intersections among **geometric objects**.



2d orthogonal range search



orthogonal rectangle intersection

Applications. CAD, games, movies, virtual reality, databases, GIS,

Efficient solutions. **Binary search trees** (and extensions).



ROBERT SEDGEWICK | KEVIN WAYNE
<http://algs4.cs.princeton.edu>

GEOMETRIC APPLICATIONS OF BSTS

- ▶ 1d range search
- ▶ line segment intersection
- ▶ kd trees
- ▶ interval search trees
- ▶ rectangle intersection

1d range search


Extension of ordered symbol table.

- Insert key-value pair.
- Search for key k .
- Delete key k .
- **Range search:** find all keys between k_1 and k_2 .
- **Range count:** number of keys between k_1 and k_2 .

Application. Database queries.

Geometric interpretation.

- Keys are point on a **line**.
- Find/count points in a given **1d interval**.



insert B	B
insert D	B D
insert A	A B D
insert I	A B D I
insert H	A B D H I
insert F	A B D F H I
insert P	A B D F H I P
count G to K	2
search G to K	H I

1d range search: elementary implementations

Unordered list. Fast insert, slow range search.

Ordered array. Slow insert, binary search for k_1 and k_2 to do range search.

order of growth of running time for 1d range search

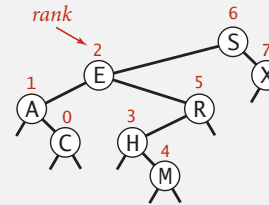
data structure	insert	range count	range search
unordered list	1	N	N
ordered array	N	log N	R + log N
goal	log N	log N	R + log N

N = number of keys
R = number of keys that match

5

1d range count: BST implementation

1d range count. How many keys between l_0 and h_i ?



```
public int size(Key lo, Key hi)
{
    if (contains(hi)) return rank(hi) - rank(lo) + 1;
    else return rank(hi) - rank(lo);
}
```

← number of keys < hi

Proposition. Running time proportional to $\log N$.

Pf. Nodes examined = search path to l_0 + search path to h_i .

6

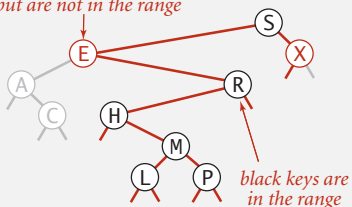
1d range search: BST implementation

1d range search. Find all keys between l_0 and h_i .

- Recursively find all keys in left subtree (if any could fall in range).
- Check key in current node.
- Recursively find all keys in right subtree (if any could fall in range).

searching in the range [F . . T]

red keys are used in compares
but are not in the range



black keys are
in the range


Proposition. Running time proportional to $R + \log N$.

Pf. Nodes examined = search path to l_0 + search path to h_i + matches.

7

GEOMETRIC APPLICATIONS OF BSTs

- ▶ 1d range search
- ▶ line segment intersection
- ▶ kd trees
- ▶ interval search trees
- ▶ rectangle intersection



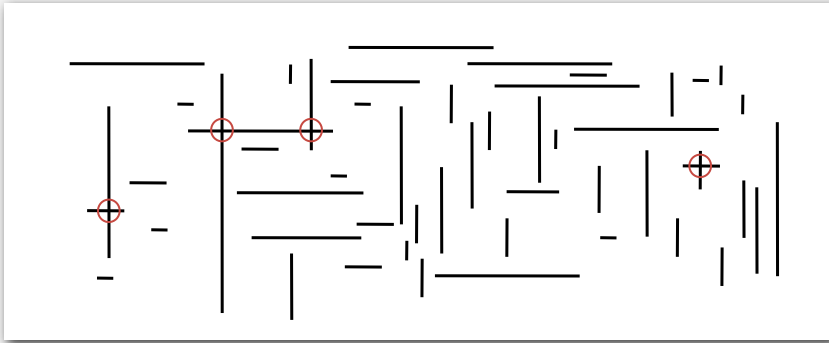
Algorithms

ROBERT SEDGWICK | KEVIN WAYNE

<http://algs4.cs.princeton.edu>

Orthogonal line segment intersection

Given N horizontal and vertical line segments, find all intersections.



Quadratic algorithm. Check all pairs of line segments for intersection.

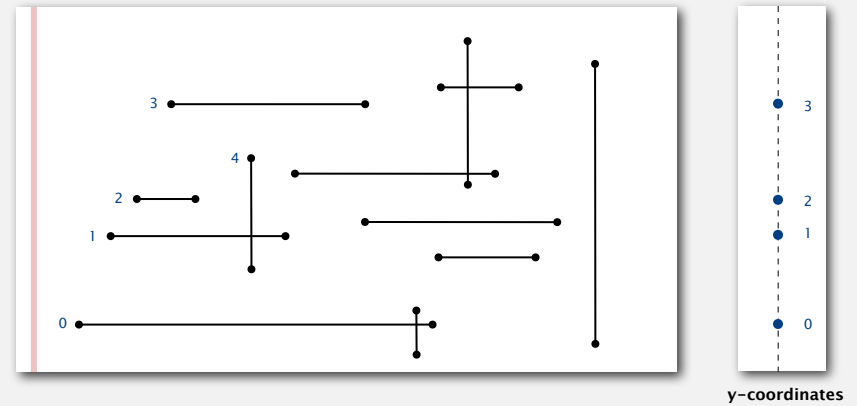
Nondegeneracy assumption. All x - and y -coordinates are distinct.

9

Orthogonal line segment intersection: sweep-line algorithm

Sweep vertical line from left to right.

- x -coordinates define events.
- h -segment (left endpoint): insert y -coordinate into BST.

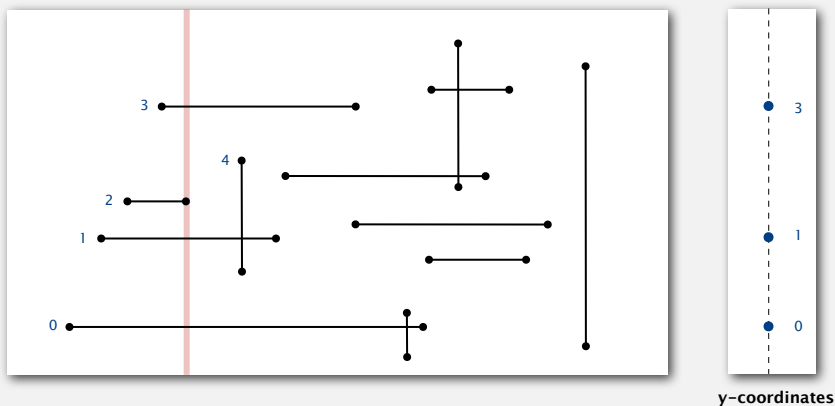


10

Orthogonal line segment intersection: sweep-line algorithm

Sweep vertical line from left to right.

- x -coordinates define events.
- h -segment (left endpoint): insert y -coordinate into BST.
- h -segment (right endpoint): remove y -coordinate from BST.

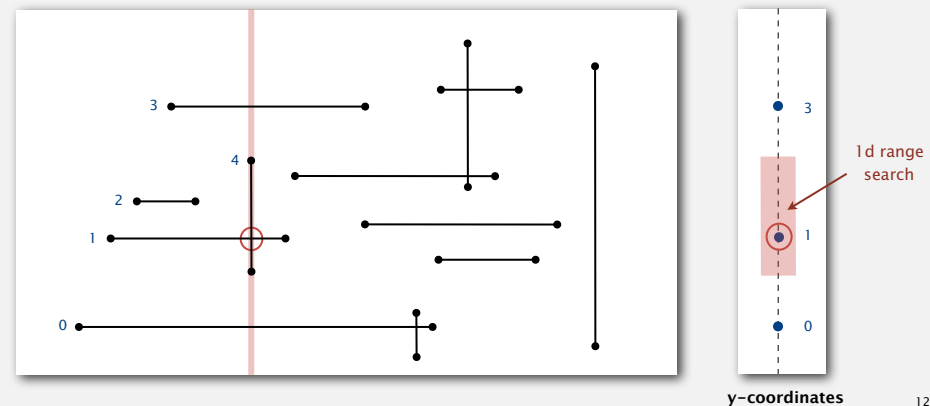


11

Orthogonal line segment intersection: sweep-line algorithm

Sweep vertical line from left to right.

- x -coordinates define events.
- h -segment (left endpoint): insert y -coordinate into BST.
- h -segment (right endpoint): remove y -coordinate from BST.
- v -segment: range search for interval of y -endpoints.



12

Orthogonal line segment intersection: sweep-line analysis


Proposition. The sweep-line algorithm takes time proportional to $N \log N + R$ to find all R intersections among N orthogonal line segments.

Pf.

- Put x -coordinates on a PQ (or sort). $\leftarrow N \log N$
- Insert y -coordinates into BST. $\leftarrow N \log N$
- Delete y -coordinates from BST. $\leftarrow N \log N$
- Range searches in BST. $\leftarrow N \log N + R$

Bottom line. Sweep line reduces 2d orthogonal line segment intersection search to 1d range search.

13



Algorithms
ROBERT SEDGEWICK | KEVIN WAYNE
<http://algs4.cs.princeton.edu>

GEOMETRIC APPLICATIONS OF BSTs

- ▶ 1d range search
- ▶ line segment intersection
- ▶ kd trees
- ▶ interval search trees
- ▶ rectangle intersection

2-d orthogonal range search

Extension of ordered symbol-table to 2d keys.

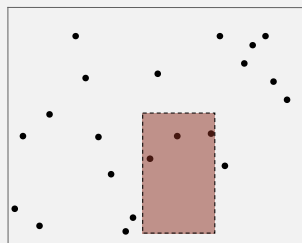
- Insert a 2d key.
- Delete a 2d key.
- Search for a 2d key.
- **Range search:** find all keys that lie in a 2d range.
- **Range count:** number of keys that lie in a 2d range.

Applications. Networking, circuit design, databases, ...

Geometric interpretation.

- Keys are point in the plane.
- Find/count points in a given h - v rectangle

rectangle is axis-aligned

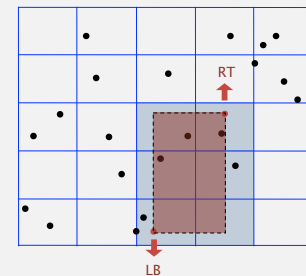


15

2d orthogonal range search: grid implementation

Grid implementation.

- Divide space into M -by- M grid of squares.
- Create list of points contained in each square.
- Use 2d array to directly index relevant square.
- Insert: add (x, y) to list for corresponding square.
- Range search: examine only squares that intersect 2d range query.



16

2d orthogonal range search: grid implementation analysis

Space-time tradeoff.

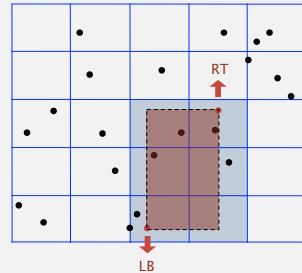
- Space: $M^2 + N$.
- Time: $1 + N/M^2$ per square examined, on average.

Choose grid square size to tune performance.

- Too small: wastes space.
- Too large: too many points per square.
- Rule of thumb: \sqrt{N} -by- \sqrt{N} grid.

Running time. [if points are evenly distributed]

- Initialize data structure: N .
 - Insert point: 1.
 - Range search: 1 per point in range.
- choose $M \sim \sqrt{N}$



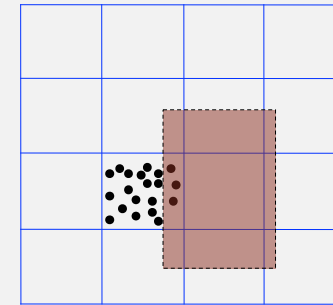
17

Clustering

Grid implementation. Fast, simple solution for evenly-distributed points.

Problem. Clustering a well-known phenomenon in geometric data.

- Lists are too long, even though average length is short.
- Need data structure that adapts gracefully to data.



18

Clustering

Grid implementation. Fast, simple solution for evenly-distributed points.

Problem. Clustering a well-known phenomenon in geometric data.

Ex. USA map data.



13,000 points, 1000 grid squares



19

Space-partitioning trees

Use a **tree** to represent a recursive subdivision of 2d space.

Grid. Divide space uniformly into squares.

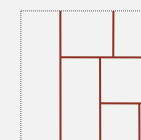
2d tree. Recursively divide space into two halfplanes.

Quadtree. Recursively divide space into four quadrants.

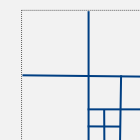
BSP tree. Recursively divide space into two regions.



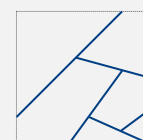
Grid



2d tree



Quadtree




BSP tree

20

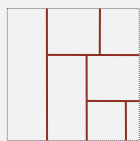
Space-partitioning trees: applications

Applications.

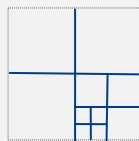
- Ray tracing.
- 2d range search.
- Flight simulators.
- N-body simulation.
- Collision detection.
- Astronomical databases.
- Nearest neighbor search.
- Adaptive mesh generation.
- Accelerate rendering in Doom.
- Hidden surface removal and shadow casting.



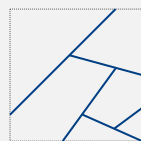
Grid



2d tree



Quadtree

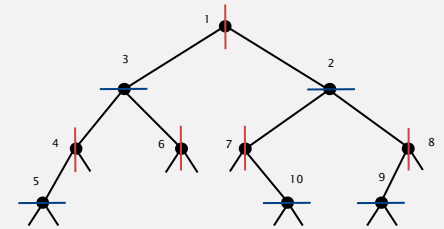
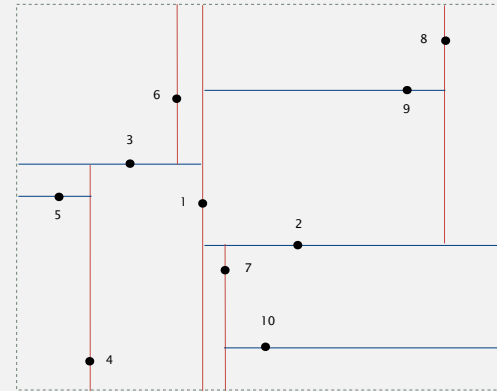


BSP tree

21

2d tree construction

Recursively partition plane into two halfplanes.

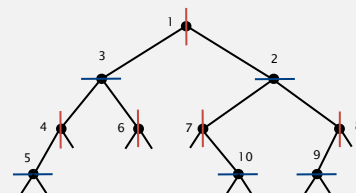
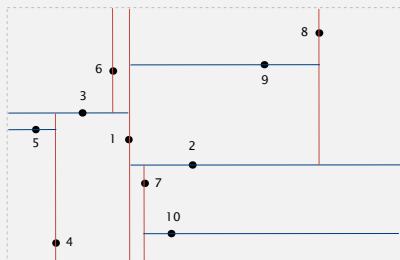
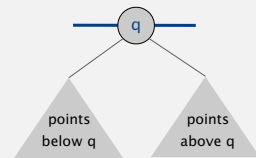
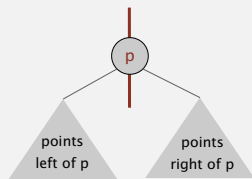


22

2d tree implementation

Data structure. BST, but alternate using x - and y -coordinates as key.

- Search gives rectangle containing point.
- Insert further subdivides the plane.

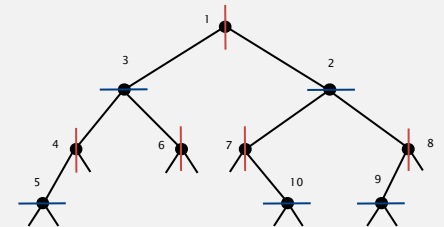
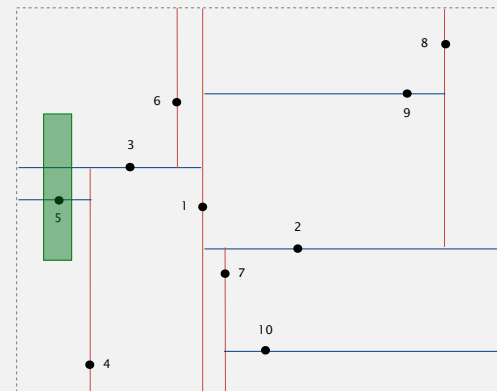


23

Range search in a 2d tree demo

Goal. Find all points in a query axis-aligned rectangle.

- Check if point in node lies in given rectangle.
- Recursively search left/bottom (if any could fall in rectangle).
- Recursively search right/top (if any could fall in rectangle).

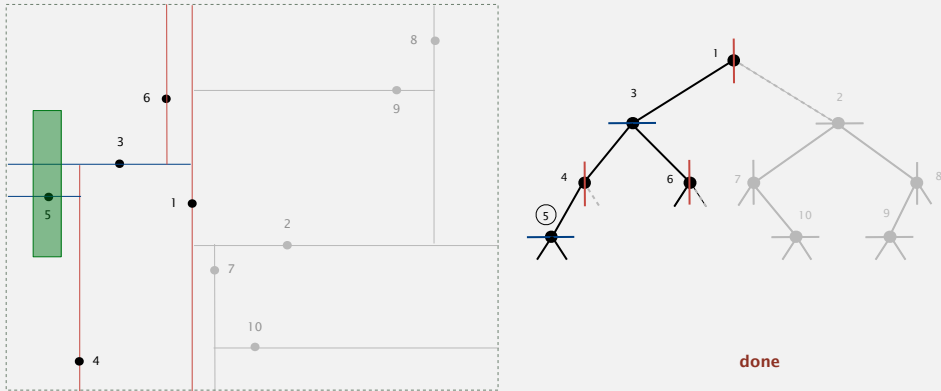


24

Range search in a 2d tree demo

Goal. Find all points in a query axis-aligned rectangle.

- Check if point in node lies in given rectangle.
- Recursively search left/bottom (if any could fall in rectangle).
- Recursively search right/top (if any could fall in rectangle).

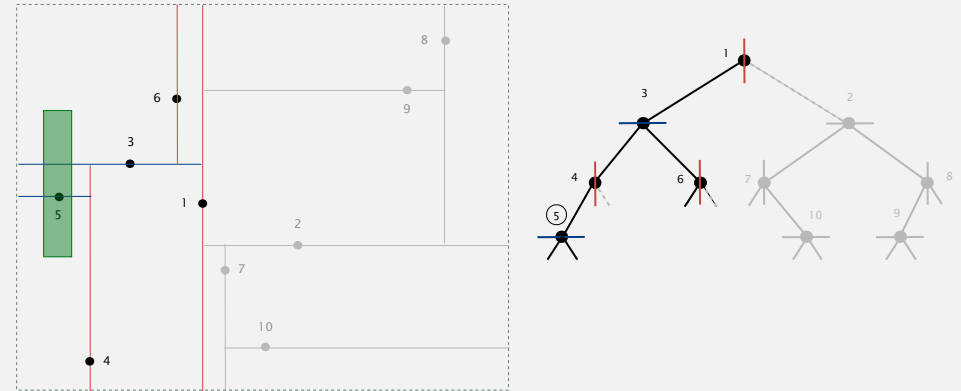


25

Range search in a 2d tree analysis

Typical case. $R + \log N$.

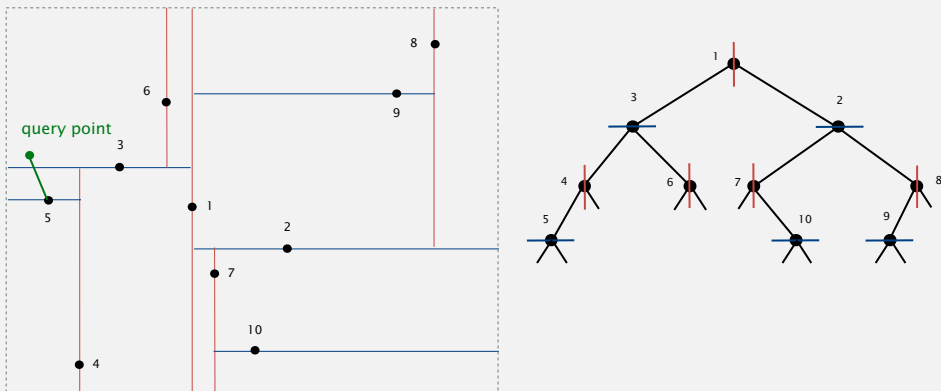
Worst case (assuming tree is balanced). $R + \sqrt{N}$.



26

Nearest neighbor search in a 2d tree demo

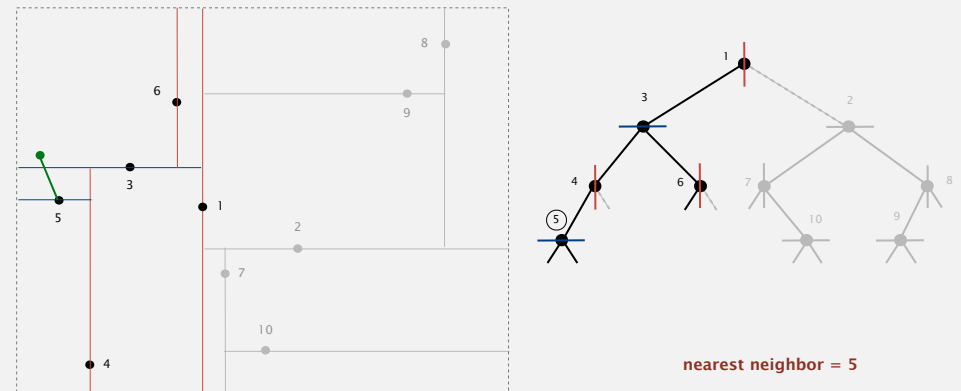
Goal. Find closest point to query point.



27

Nearest neighbor search in a 2d tree demo

- Check distance from point in node to query point.
- Recursively search left/bottom (if it could contain a closer point).
- Recursively search right/top (if it could contain a closer point).
- Organize method so that it begins by searching for query point.

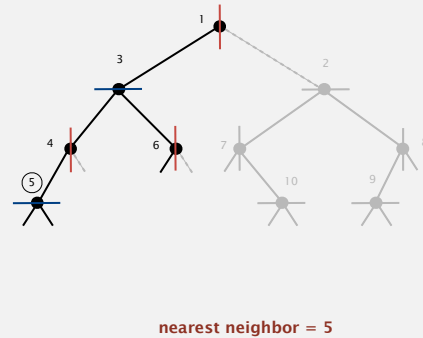
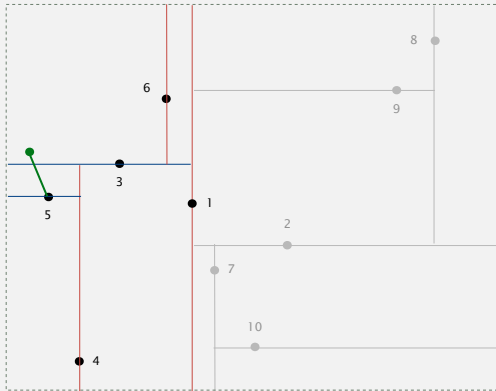


28

Nearest neighbor search in a 2d tree analysis

Typical case. $\log N$.

Worst case (even if tree is balanced). N .



29

Flocking birds

Q. What "natural algorithm" do starlings, migrating geese, starlings, cranes, bait balls of fish, and flashing fireflies use to flock?




<http://www.youtube.com/watch?v=XH-groCeKBE>

30

Flocking boids [Craig Reynolds, 1986]

Boids. Three simple rules lead to complex emergent flocking behavior:

- Collision avoidance: point away from k nearest boids.
- Flock centering: point towards the center of mass of k nearest boids.
- Velocity matching: update velocity to the average of k nearest boids.

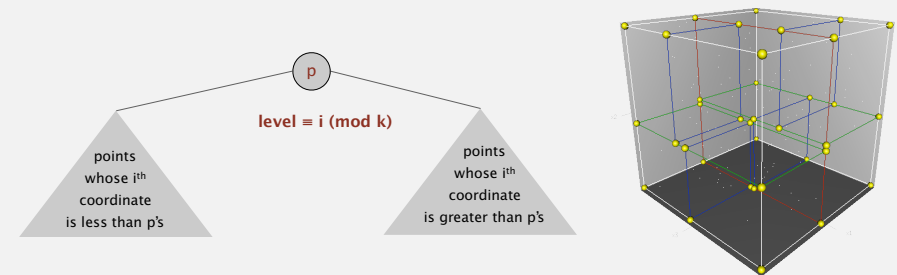


31

Kd tree

Kd tree. Recursively partition k -dimensional space into 2 halfspaces.

Implementation. BST, but cycle through dimensions ala 2d trees.



Efficient, simple data structure for processing k -dimensional data.

- Widely used.
- Adapts well to high-dimensional and clustered data.
- Discovered by an undergrad in an algorithms class!



Jon Bentley


32

N-body simulation

Goal. Simulate the motion of N particles, mutually affected by gravity.

Brute force. For each pair of particles, compute force: $F = \frac{Gm_1m_2}{r^2}$

Running time. Time per step is N^2 .



http://www.youtube.com/watch?v=ua7Y1N4eL_w

33

Appel's algorithm for N-body simulation

Key idea. Suppose particle is far, far away from cluster of particles.

- Treat cluster of particles as a single aggregate particle.
- Compute force between particle and **center of mass** of aggregate.



34

Appel's algorithm for N-body simulation

- Build 3d-tree with N particles as nodes.
- Store center-of-mass of subtree in each node.
- To compute total force acting on a particle, traverse tree, but stop as soon as distance from particle to subdivision is sufficiently large.

SIAM J. SCI. STAT. COMPUT.
Vol. 6, No. 1, January 1985

© 1985 Society for Industrial and Applied Mathematics
008

AN EFFICIENT PROGRAM FOR MANY-BODY SIMULATION*

ANDREW W. APPEL†

Abstract. The simulation of N particles interacting in a gravitational force field is useful in astrophysics, but such simulations become costly for large N . Representing the universe as a tree structure with the particles at the leaves and internal nodes labeled with the centers of mass of their descendants allows several simultaneous attacks on the computation time required by the problem. These approaches range from algorithmic changes (replacing an $O(N^2)$ algorithm with an algorithm whose time-complexity is believed to be $O(N \log N)$) to data structure modifications, code-tuning, and hardware modifications. The changes reduced the running time of a large problem ($N = 10,000$) by a factor of four hundred. This paper describes both the particular program and the methodology underlying such speedups.

Impact. Running time per step is $N \log N \Rightarrow$ **enables new research.**

35

GEOMETRIC APPLICATIONS OF BSTs

- ▶ 1d range search
- ▶ line segment intersection
- ▶ kd trees
- ▶ interval search trees
- ▶ rectangle intersection



ROBERT SEDGWICK | KEVIN WAYNE

<http://algs4.cs.princeton.edu>

1d interval search

1d interval search. Data structure to hold set of (overlapping) intervals.

- Insert an interval (lo, hi) .
- Search for an interval (lo, hi) .
- Delete an interval (lo, hi) .
- **Interval intersection query:** given an interval (lo, hi) , find all intervals (or one interval) in data structure that intersects (lo, hi) .

Q. Which intervals intersect $(9, 16)$?

A. $(7, 10)$ and $(15, 18)$.



37

1d interval search API

```
public class IntervalST<Key extends Comparable<Key>, Value>
```

IntervalST()	<i>create interval search tree</i>
void put(Key lo, Key hi, Value val)	<i>put interval-value pair into ST</i>
Value get(Key lo, Key hi)	<i>value paired with given interval</i>
void delete(Key lo, Key hi)	<i>delete the given interval</i>
Iterable<Value> intersects(Key lo, Key hi)	<i>all intervals that intersect the given interval</i>

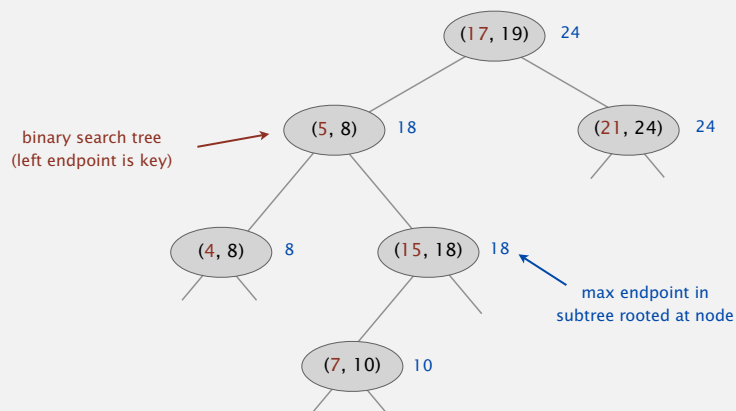
Nondegeneracy assumption. No two intervals have the same left endpoint.

38

Interval search trees

Create BST, where each node stores an interval (lo, hi) .

- Use left endpoint as BST **key**.
- Store **max endpoint** in subtree rooted at node.



39

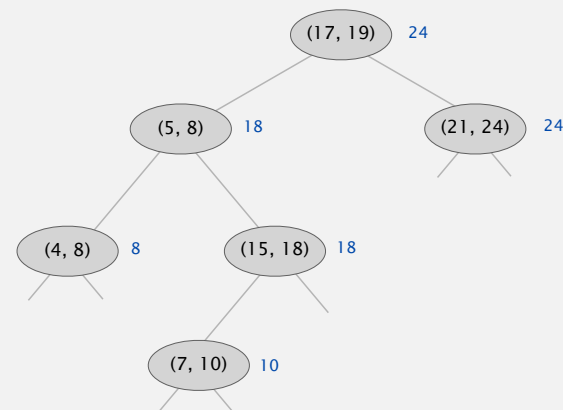
Interval search tree demo

To insert an interval (lo, hi) :

- Insert into BST, using lo as the key.
- Update max in each node on search path.



insert interval $(16, 22)$



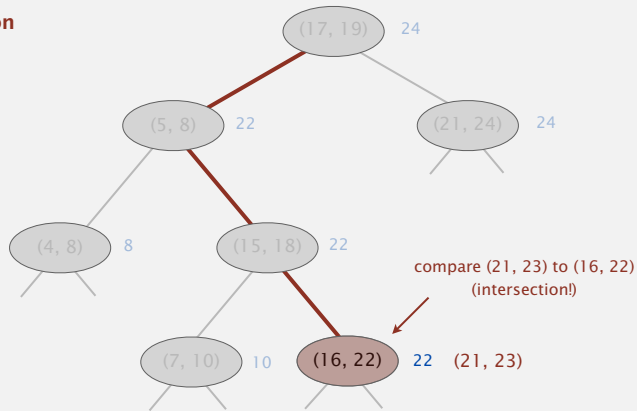
40

Interval search tree demo

To search for any one interval that intersects query interval (lo, hi) :

- If interval in node intersects query interval, return it.
- Else if left subtree is null, go right.
- Else if max endpoint in left subtree is less than lo , go right.
- Else go left.

interval intersection
search for (21, 23)



41

Search for an intersecting interval implementation

To search for any one interval that intersects query interval (lo, hi) :

- If interval in node intersects query interval, return it.
- Else if left subtree is null, go right.
- Else if max endpoint in left subtree is less than lo , go right.
- Else go left.

```
Node x = root;
while (x != null)
{
    if (x.interval.intersects(lo, hi)) return x.interval;
    else if (x.left == null) x = x.right;
    else if (x.left.max < lo) x = x.right;
    else x = x.left;
}
return null;
```

42

Search for an intersecting interval analysis

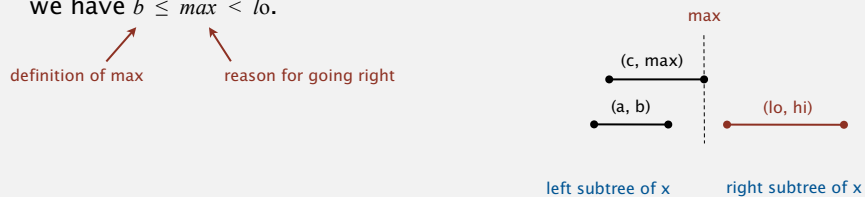
To search for any one interval that intersects query interval (lo, hi) :

- If interval in node intersects query interval, return it.
- Else if left subtree is null, go right.
- Else if max endpoint in left subtree is less than lo , go right.
- Else go left.

Case 1. If search goes right, then no intersection in left.

Pf. Suppose search goes right and left subtree is non empty.

- Max endpoint max in left subtree is less than lo .
- For any interval (a, b) in left subtree of x ,
we have $b \leq max < lo$.



43

Search for an intersecting interval analysis

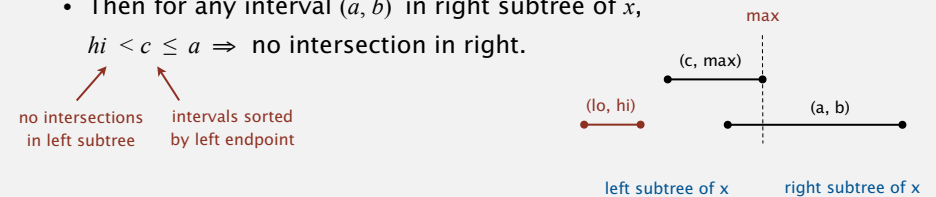
To search for any one interval that intersects query interval (lo, hi) :

- If interval in node intersects query interval, return it.
- Else if left subtree is null, go right.
- Else if max endpoint in left subtree is less than lo , go right.
- Else go left.

Case 2. If search goes left, then there is either an intersection in left subtree or no intersections in either.

Pf. Suppose no intersection in left.

- Since went left, we have $lo \leq max$.
- Then for any interval (a, b) in right subtree of x ,
 $hi < c \leq a \Rightarrow$ no intersection in right.



44

Interval search tree: analysis

Implementation. Use a **red-black BST** to guarantee performance.

easy to maintain auxiliary information
using $\log N$ extra work per op

operation	brute	interval search tree	best in theory
insert interval	1	$\log N$	$\log N$
find interval	N	$\log N$	$\log N$
delete interval	N	$\log N$	$\log N$
find any one interval that intersects (l, h)	N	$\log N$	$\log N$
find all intervals that intersects (l, h)	N	$R \log N$	$R + \log N$

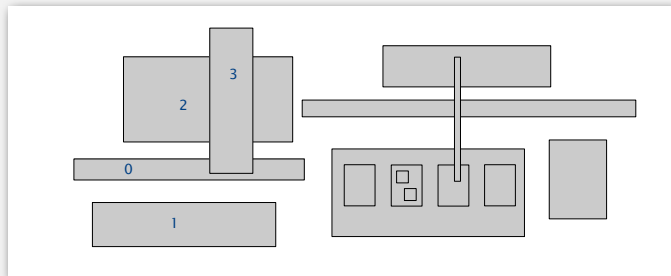
order of growth of running time for N intervals

45

Orthogonal rectangle intersection

Goal. Find all intersections among a set of N orthogonal rectangles.

Quadratic algorithm. Check all pairs of rectangles for intersection.



Non-degeneracy assumption. All x - and y -coordinates are distinct.

47

GEOMETRIC APPLICATIONS OF BSTs

- ▶ 1d range search
- ▶ line segment intersection
- ▶ kd trees
- ▶ interval search trees
- ▶ rectangle intersection


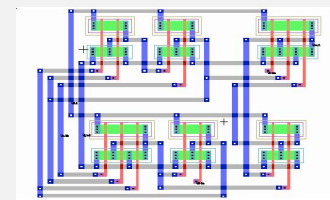
Microprocessors and geometry

Early 1970s. microprocessor design became a **geometric** problem.

- Very Large Scale Integration (VLSI).
- Computer-Aided Design (CAD).

Design-rule checking.

- Certain wires cannot intersect.
- Certain spacing needed between different types of wires.
- Debugging = orthogonal rectangle intersection search.



48

Algorithms and Moore's law

"Moore's law." Processing power doubles every 18 months.

- 197x: check N rectangles.
- 197 $(x+1.5)$: check $2N$ rectangles on a 2x-faster computer.

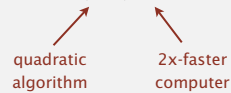


Gordon Moore

Bootstrapping. We get to use the faster computer for bigger circuits.

But bootstrapping is not enough if using a quadratic algorithm:

- 197x: takes M days.
- 197 $(x+1.5)$: takes $(4M)/2 = 2M$ days. (!)

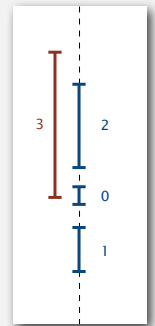
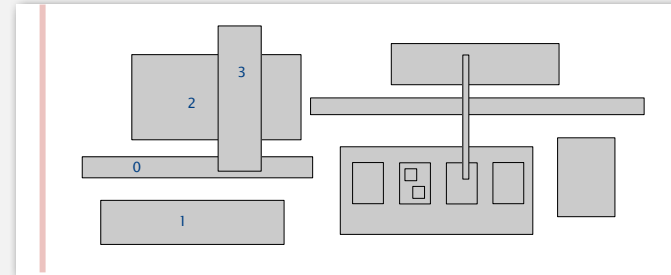


Bottom line. Linearithmic algorithm is **necessary** to sustain Moore's Law.

Orthogonal rectangle intersection: sweep-line algorithm

Sweep vertical line from left to right.

- x -coordinates of left and right endpoints define events.
- Maintain set of rectangles that intersect the sweep line in an interval search tree (using y -intervals of rectangle).
- Left endpoint: interval search for y -interval of rectangle; insert y -interval.
- Right endpoint: remove y -interval.



y-coordinates

Orthogonal rectangle intersection: sweep-line analysis

Proposition. Sweep line algorithm takes time proportional to $N \log N + R \log N$ to find R intersections among a set of N rectangles.

Pf.

- Put x -coordinates on a PQ (or sort). $\leftarrow N \log N$
- Insert y -intervals into ST. $\leftarrow N \log N$
- Delete y -intervals from ST. $\leftarrow N \log N$
- Interval searches for y -intervals. $\leftarrow N \log N + R \log N$

Bottom line. Sweep line reduces 2d orthogonal rectangle intersection search to 1d interval search.

Geometric applications of BSTs

problem	example	solution
1d range search		BST
2d orthogonal line segment intersection		sweep line reduces to 1d range search
kd range search		kd tree
1d interval search		interval search tree
2d orthogonal rectangle intersection		sweep line reduces to 1d interval search