

Balanced Trees

- ▶ 2-3 trees
- ▶ red-black trees
- ▶ B-trees

References:
Handout on red-black trees
<http://www.cs.princeton.edu/algs4/43balanced>

Algorithms in Java, 4th Edition · Robert Sedgewick and Kevin Wayne · Copyright © 2008 · October 13, 2008 10:17:08 PM

Symbol table review

implementation	guarantee			average case			ordered iteration?	operations on keys
	search	insert	delete	search hit	insert	delete		
sequential search (linked list)	N	N	N	N/2	N	N/2	no	<code>equals()</code>
binary search (ordered array)	$\lg N$	N	N	$\lg N$	N/2	N/2	yes	<code>compareTo()</code>
BST	N	N	N	$1.39 \lg N$	$1.39 \lg N$?	yes	<code>compareTo()</code>
Goal	$\log N$	$\log N$	$\log N$	$\log N$	$\log N$	$\log N$	yes	<code>compareTo()</code>

Challenge. Guarantee performance.

This lecture. 2-3 trees, left-leaning red-black trees, B-trees.

introduced to the world in
COS 226, Fall 2007
(see handout)

2

- ▶ 2-3 trees
- ▶ red-black trees
- ▶ B-trees

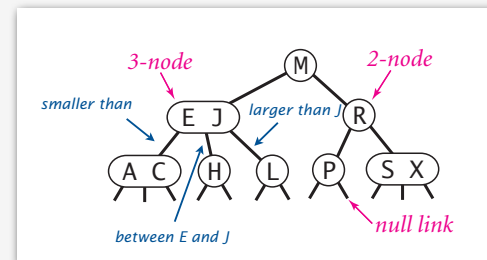
2-3 tree

Allow 1 or 2 keys per node.

- 2-node: one key, two children.
- 3-node: two keys, three children.

Symmetric order. Inorder traversal yields keys in ascending order.

Perfect balance. Every path from root to null link has same length.

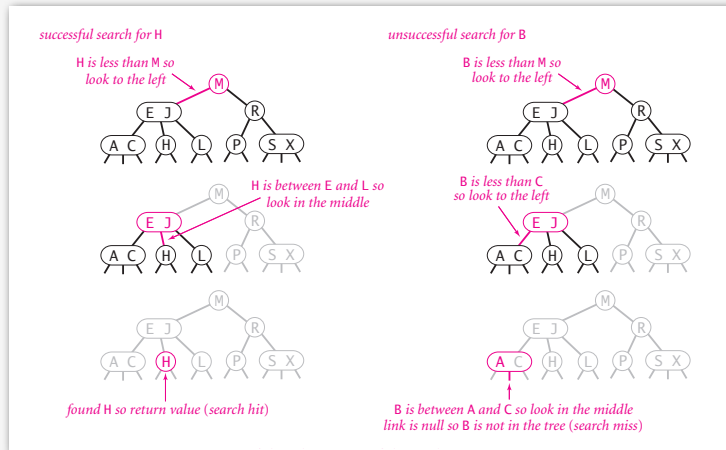


3

4

Search in a 2-3 tree

- Compare search key against keys in node.
- Find interval containing search key.
- Follow associated link (recursively).

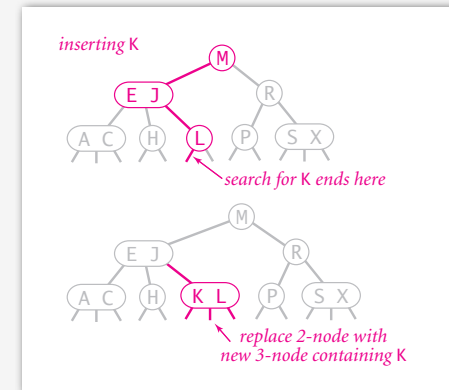


5

Insertion in a 2-3 tree

Case 1. Insert into a 2-node at bottom.

- Search for key, as usual.
- Replace 2-node with 3-node.



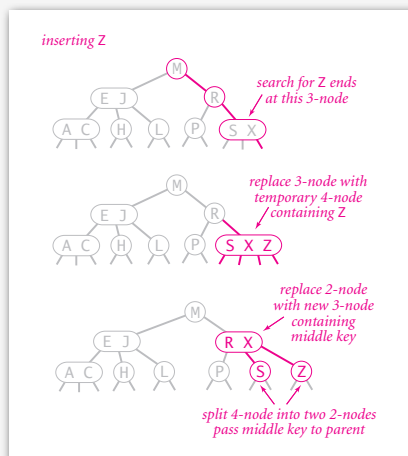
6

Insertion in a 2-3 tree

Case 2. Insert into a 3-node at bottom.

- Add new key to 3-node to create temporary 4-node.
- Move middle key in 4-node into parent.

why middle key?

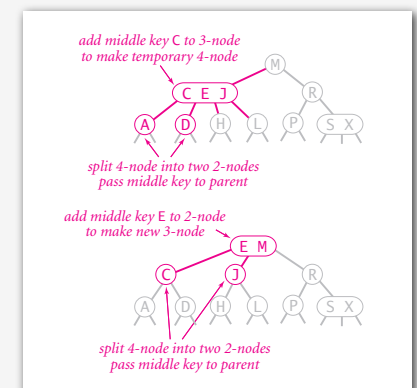
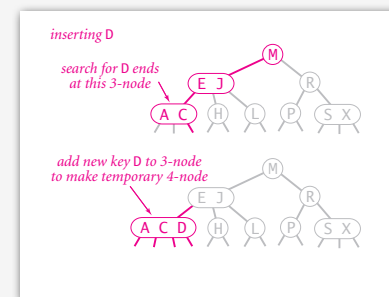


7

Insertion in a 2-3 tree

Case 2. Insert into a 3-node at bottom.

- Add new key to 3-node to create temporary 4-node.
- Move middle key in 4-node into parent.
- Repeat up the tree, as necessary.



8

Insertion in a 2-3 tree

Case 2. Insert into a 3-node at bottom.

- Add new key to 3-node to create temporary 4-node.
- Move middle key in 4-node into parent.
- Repeat up the tree, as necessary.
- If you reach the root and it's a 4-node, split it into three 2-nodes.

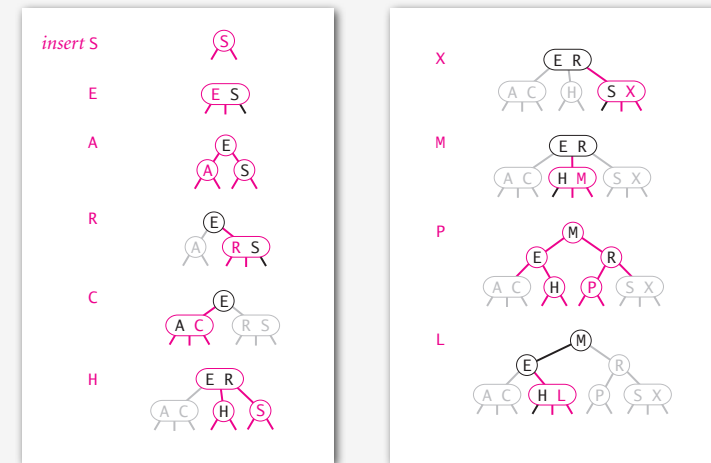


Remark. Splitting the root increases height by 1.

9

2-3 tree construction trace

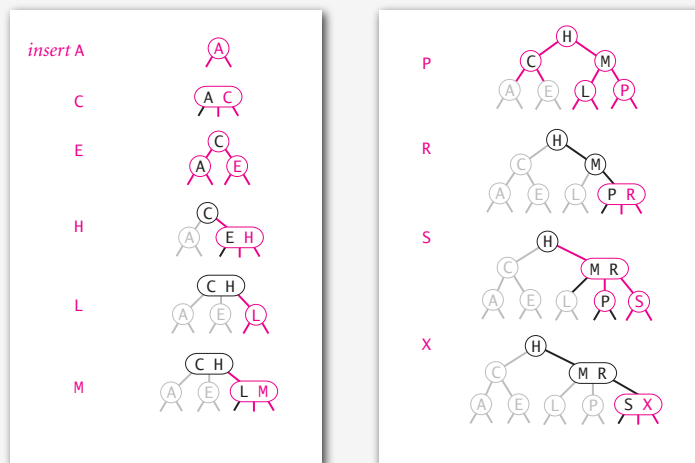
Standard indexing client.



10

2-3 tree construction trace

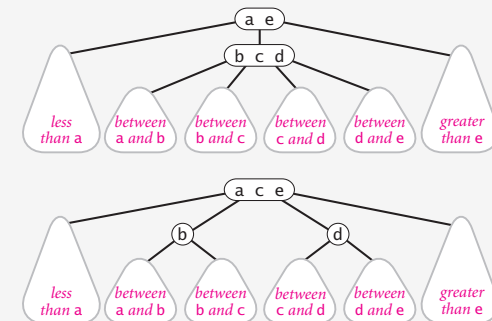
The same keys inserted in ascending order.



11

Local transformations in a 2-3 tree

Splitting a 4-node is a **local** transformation: constant number of steps.



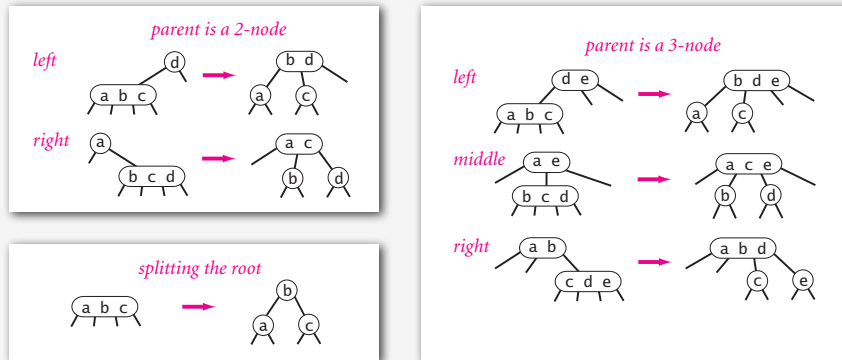
12

Global properties in a 2-3 tree

Invariant. Symmetric order.

Invariant. Perfect balance.

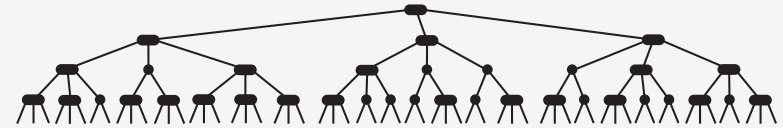
Pf. Each transformation maintains order and balance.



13

2-3 tree: performance

Perfect balance. Every path from root to null link has same length.



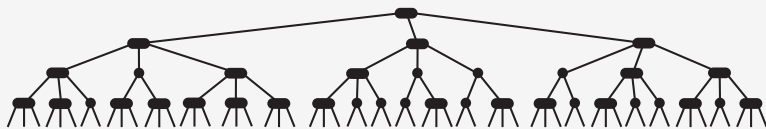
Tree height.

- Worst case:
- Best case:

14

2-3 tree: performance

Perfect balance. Every path from root to null link has same length.



Tree height.

- Worst case: $\lg N$. [all 2-nodes]
- Best case: $\log_3 N \approx .631 \lg N$. [all 3-nodes]
- Between 12 and 20 for a million nodes.
- Between 18 and 30 for a billion nodes.

Guaranteed **logarithmic** performance for search and insert.

15

ST implementations: summary

implementation	guarantee			average case			ordered iteration?	operations on keys
	search	insert	delete	search hit	insert	delete		
sequential search (linked list)	N	N	N	N/2	N	N/2	no	<code>equals()</code>
binary search (ordered array)	$\lg N$	N	N	$\lg N$	N/2	N/2	yes	<code>compareTo()</code>
BST	N	N	N	$1.39 \lg N$	$1.39 \lg N$?	yes	<code>compareTo()</code>
2-3 tree	$c \lg N$	$c \lg N$	$c \lg N$	$c \lg N$	$c \lg N$	$c \lg N$	yes	<code>compareTo()</code>

constants depend upon implementation

16

2-3 tree: implementation?

Direct implementation is complicated, because:

- Maintaining multiple node types is cumbersome.
- Need multiple compares to move down tree.
- Need to move back up the tree to split 4-nodes.
- Large number of cases for splitting.

Bottom line. Could do it, but there's a better way.

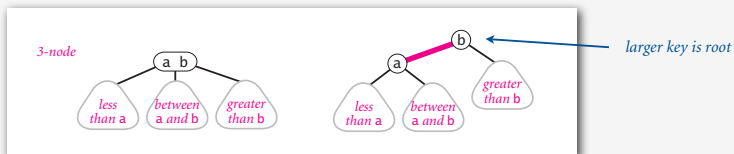
17

- ▶ 2-3-4 trees
- ▶ red-black trees
- ▶ B-trees

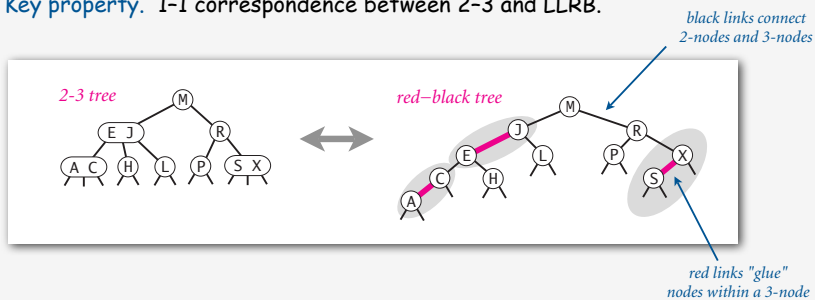
18

Left-leaning red-black trees (Guibas-Sedgwick 1979 and Sedgwick 2007)

1. Represent 2-3 tree as a BST.
2. Use "internal" left-leaning links as "glue" for 3-nodes.



Key property. 1-1 correspondence between 2-3 and LLRB.



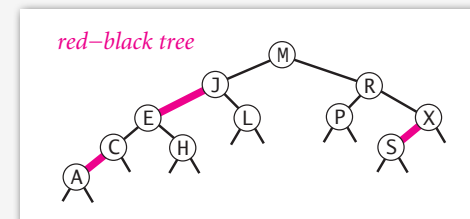
19

An equivalent definition

A BST such that:

- No node has two red links connected to it.
- Every path from root to null link has the same number of black links.
- Red links lean left.

"perfect black balance"



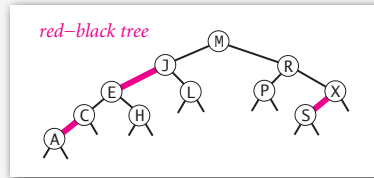
20

Search implementation for red-black trees

Observation. Search is the same as for elementary BST (ignore color).

↑
but runs faster because of better balance

```
public Val get(Key key)
{
    Node x = root;
    while (x != null)
    {
        int cmp = key.compareTo(x.key);
        if (cmp < 0) x = x.left;
        else if (cmp > 0) x = x.right;
        else if (cmp == 0) return x.val;
    }
    return null;
}
```



Remark. Many other ops (e.g., ceiling, selection, iteration) are also identical.

21

Red-black tree representation

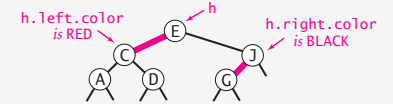
Each node is pointed to by precisely one link (from its parent) ⇒ can encode color of links in nodes.

```
private static final boolean RED = true;
private static final boolean BLACK = false;

private class Node
{
    Key key;
    Value val;
    Node left, right;
    boolean color;
}

private boolean isRed(Node x)
{
    if (x == null) return false;
    return x.color == RED;
}
```

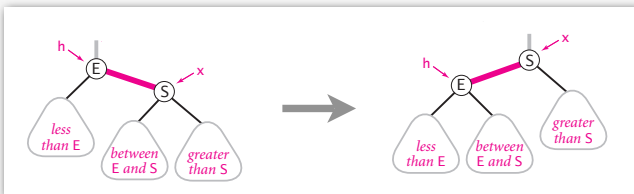
null links are black



22

Elementary red-black tree operations

Left rotation. Orient a (temporarily) right-leaning red link to lean left.



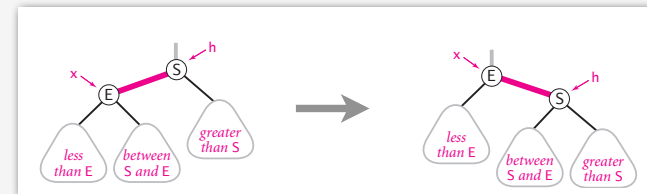
```
private Node rotateLeft(Node h)
{
    Node x = h.right;
    h.right = x.left;
    x.left = h;
    x.color = h.color;
    h.color = RED;
    return x;
}
```

Invariants. Maintains symmetric order and perfect black balance.

23

Elementary red-black tree operations

Right rotation. Orient a left-leaning red link to (temporarily) lean right.



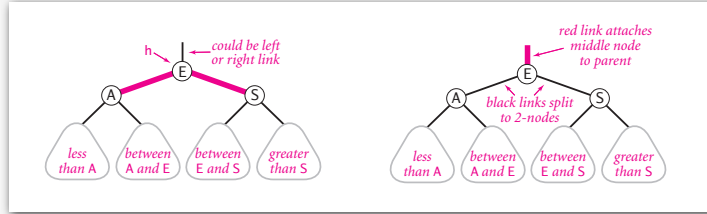
```
private Node rotateRight(Node h)
{
    Node x = h.left;
    h.left = x.right;
    x.right = h;
    x.color = h.color;
    h.color = RED;
    return x;
}
```

Invariants. Maintains symmetric order and perfect black balance.

24

Elementary red-black tree operations

Color flip. Recolor to split a (temporary) 4-node.

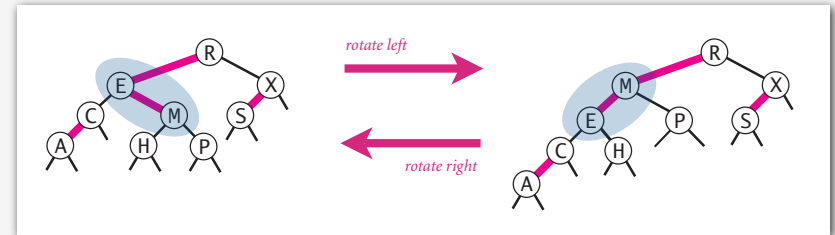
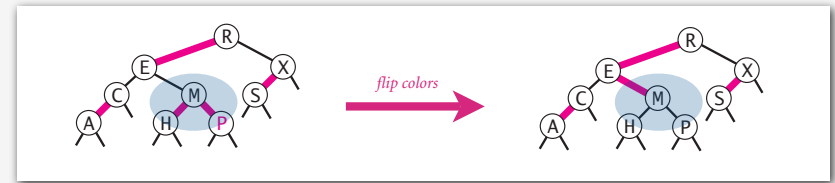


```
private void flipColors(Node h)
{
    h.color = RED;
    h.left.color = BLACK;
    h.right.color = BLACK;
}
```

Invariants. Maintains symmetric order and perfect black balance.

25

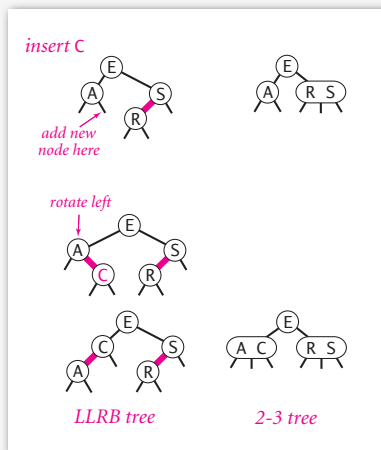
Elementary red-black tree operations: examples



26

Insertion in a LLRB tree: overview

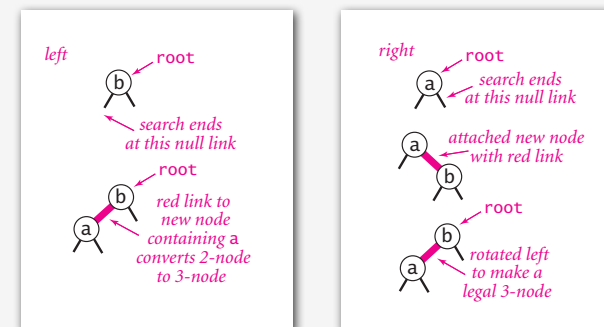
Basic strategy. Maintain 1-1 correspondence with 2-3 trees by applying elementary red-black tree operations.



27

Insertion in a LLRB tree

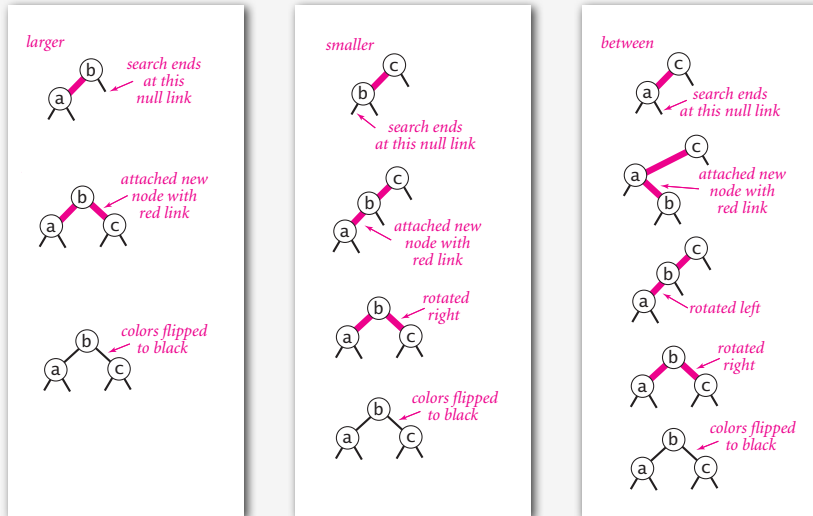
Warmup 1. Insert into a tree with exactly 1 node.



28

Insertion in a LLRB tree

Warmup 2. Insert into a tree with exactly 2 nodes.

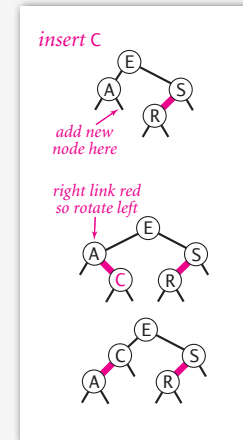


29

Insertion in a LLRB tree

Case 1. Insert into a 2-node at the bottom.

- Do standard BST insert; color new link red.
- If new red link is a right link, rotate left.

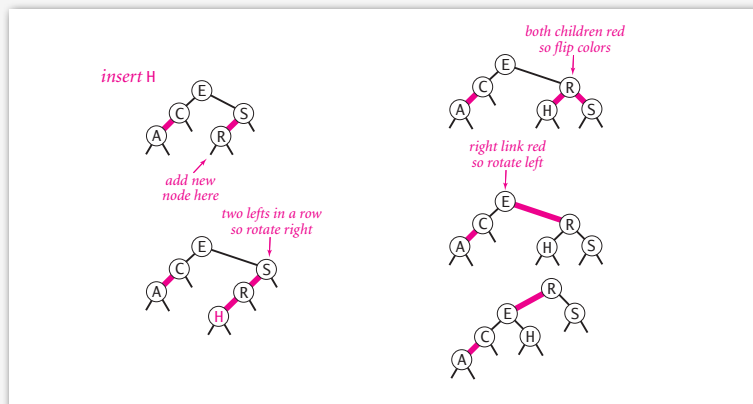


30

Insertion in a LLRB tree

Case 2. Insert into a 3-node at the bottom.

- Do standard BST insert; color new link red.
- Rotate to balance the 4-node (if needed).
- Flip colors to pass red link up one level.
- Rotate to make lean left (if needed).

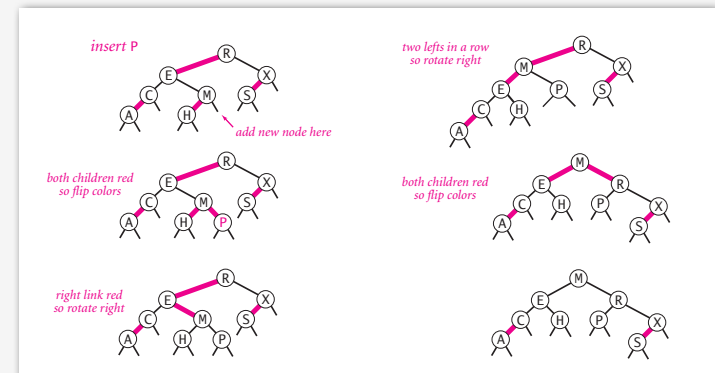


31

Insertion in a LLRB tree

Case 2. Insert into a 3-node at the bottom.

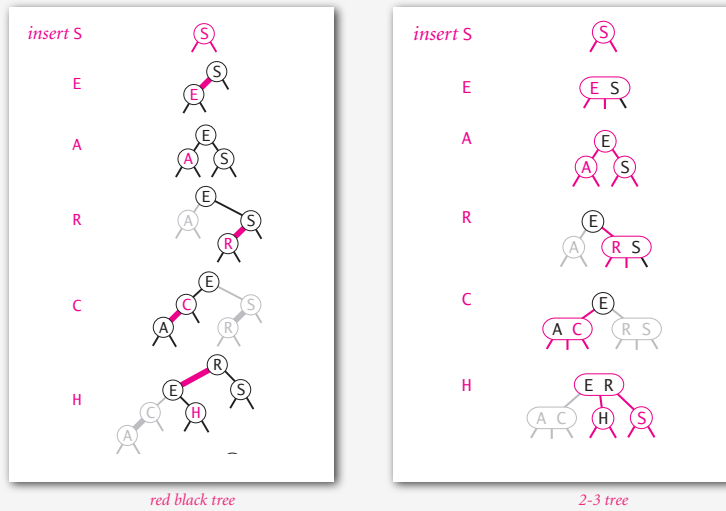
- Do standard BST insert; color new link red.
- Rotate to balance the 4-node (if needed).
- Flip colors to pass red link up one level.
- Rotate to make lean left (if needed).
- Repeat Case 1 or Case 2 up the tree (if needed).



32

LLRB tree construction trace

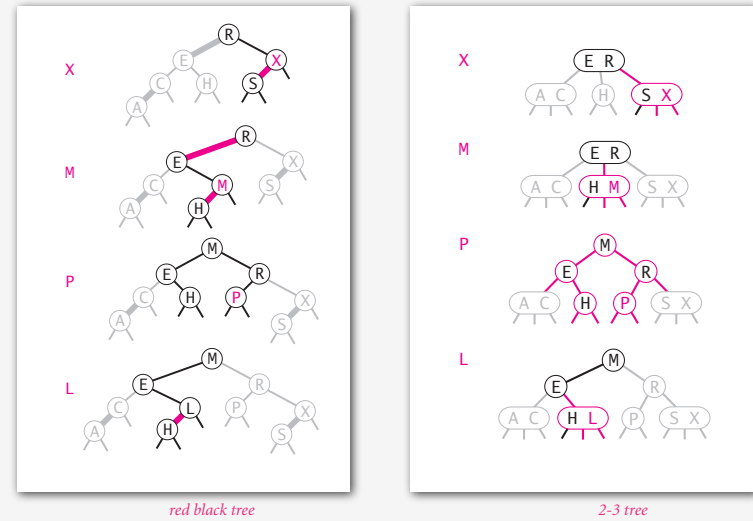
Standard indexing client.



33

LLRB tree construction trace

Standard indexing client.



34

Insertion in a LLRB tree: Java implementation

Same code for both cases.

- If the right child is red and the left child is not red, rotate left.
- If both the left child and its left child are red, rotate right.
- If both children are red, flip colors.

```
private Node put(Node h, Key key, Value val)
{
    if (h == null) return new Node(key, val, RED);
    int cmp = key.compareTo(h.key);
    if (cmp < 0) h.left = put(h.left, key, val);
    else if (cmp > 0) h.right = put(h.right, key, val);
    else h.val = val;

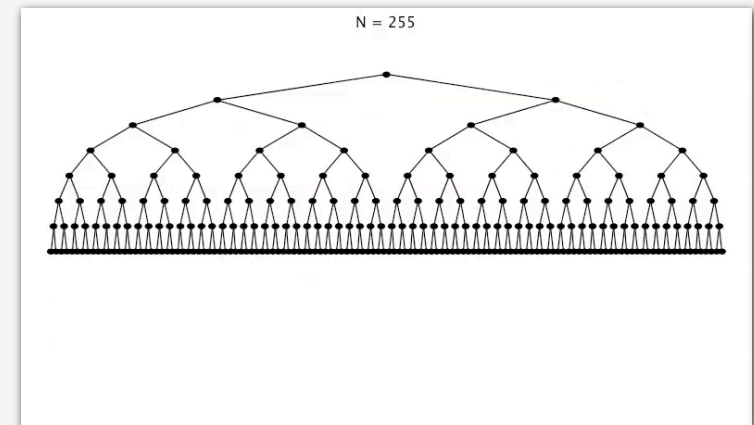
    if (isRed(h.right) && !isRed(h.left)) h = rotateLeft(h);
    if (isRed(h.left) && isRed(h.left.left)) h = rotateRight(h);
    if (isRed(h.left) && isRed(h.right)) h = flipColors(h);

    return h;
}
```

only a few extra lines of code provide near-perfect balance

35

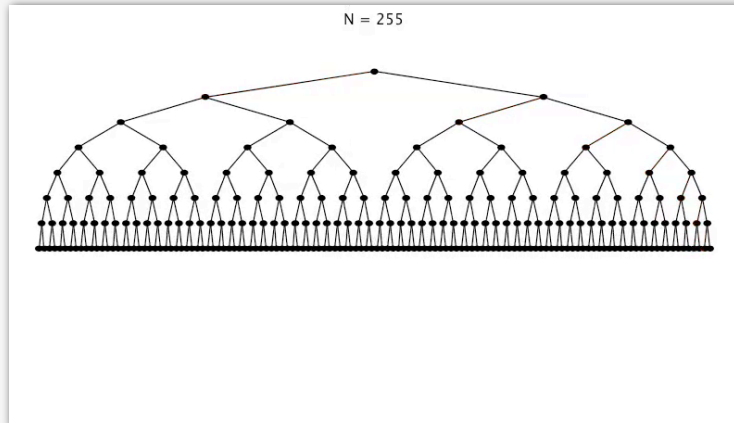
Insertion in a LLRB tree: visualization



255 insertions in ascending order

36

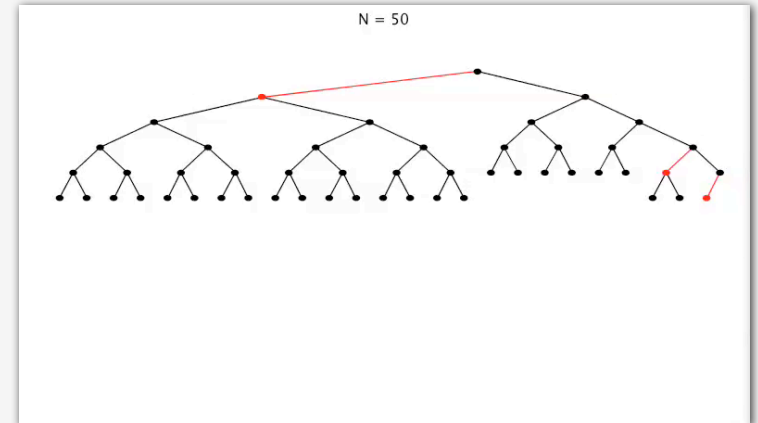
Insertion in a LLRB tree: visualization



255 insertions in descending order

37

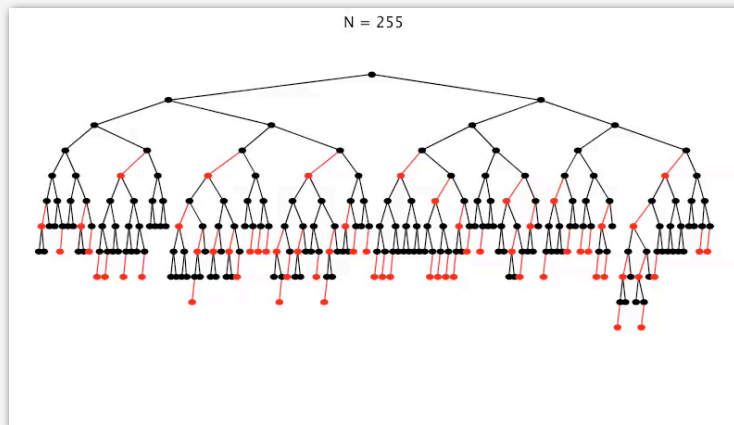
Insertion in a LLRB tree: visualization



50 random insertions

38

Insertion in a LLRB tree: visualization



255 random insertions

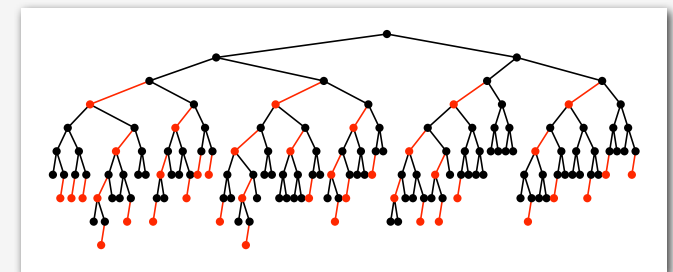
39

Balance in LLRB trees

Proposition. Height of tree is $\leq 2 \lg N$ in the worst case.

Pf.

- Every path from root to null link has same number of black links.
- Never two red links in-a-row.



Property. Height of tree is $\sim 1.00 \lg N$ in typical applications.

40

ST implementations: summary

implementation	guarantee			average case			ordered iteration?	operations on keys
	search	insert	delete	search hit	insert	delete		
sequential search (linked list)	N	N	N	N/2	N	N/2	no	equals()
binary search (ordered array)	lg N	N	N	lg N	N/2	N/2	yes	compareTo()
BST	N	N	N	1.39 lg N	1.39 lg N	?	yes	compareTo()
2-3 tree	c lg N	c lg N	c lg N	c lg N	c lg N	c lg N	yes	compareTo()
red-black tree	2 lg N	2 lg N	2 lg N	1.00 lg N	1.00 lg N	1.00 lg N	yes	compareTo()

exact value of coefficient unknown but extremely close to 1

41

Why left-leaning trees?

old code (that students had to learn in the past)

```
private Node put(Node x, Key key, Value val, boolean sw)
{
    if (x == null)
        return new Node(key, value, RED);
    int cmp = key.compareTo(x.key);
    if (isRed(x.left) && isRed(x.right))
    {
        x.color = RED;
        x.left.color = BLACK;
        x.right.color = BLACK;
    }
    if (cmp < 0)
    {
        x.left = put(x.left, key, val, false);
        if (isRed(x) && isRed(x.left) && sw)
            x = rotateRight(x);
        if (isRed(x.left) && isRed(x.left.left))
        {
            x = rotateRight(x);
            x.color = BLACK; x.right.color = RED;
        }
    }
    else if (cmp > 0)
    {
        x.right = put(x.right, key, val, true);
        if (isRed(h) && isRed(x.right) && !sw)
            x = rotateLeft(x);
        if (isRed(h.right) && isRed(h.right.right))
        {
            x = rotateLeft(x);
            x.color = BLACK; x.left.color = RED;
        }
    }
    else x.val = val;
    return x;
}
```

new code (that you have to learn)

```
public Node put(Node h, Key key, Value val)
{
    if (h == null)
        return new Node(key, val, RED);
    int cmp = key.compareTo(h.key);
    if (cmp < 0)
        h.left = put(h.left, key, val);
    else if (cmp > 0)
        h.right = put(h.right, key, val);
    else h.val = val;

    if (isRed(h.right) && !isRed(h.left))
        h = rotateLeft(h);
    if (isRed(h.left) && isRed(h.left.left))
        h = rotateRight(h);
    if (isRed(h.left) && isRed(h.right))
        h = flipColors(h);

    return h;
}
```

straightforward (if you've paid attention)

extremely tricky

42

Why left-leaning trees?

Simplified code.

- Left-leaning restriction reduces number of cases.
- Short inner loop.

Same ideas simplify implementation of other operations.

- Delete min/max.
- Arbitrary delete.

Improves widely-used algorithms.

- AVL trees, 2-3 trees, 2-3-4 trees.
- Red-black trees.

2008
1978

1972

Bottom line. Left-leaning red-black trees are the simplest balanced BST to implement and the fastest in practice.

43


- › 2-3-4 trees
- › red-black trees
- › B-trees

44

File system model

Page. Contiguous block of data (e.g., a file or 4096-byte chunk).

Probe. First access to a page (e.g., from disk to memory).



Model. Time required for a probe is much larger than time to access data within a page.

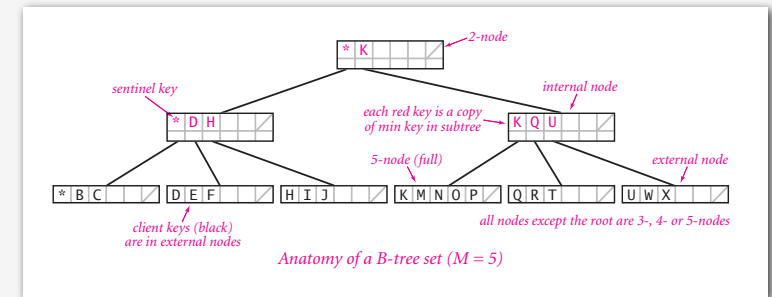
Goal. Access data using minimum number of probes.

45

B-trees (Bayer-McCreight, 1972)

B-tree. Generalize 2-3 trees by allowing up to M links per node.

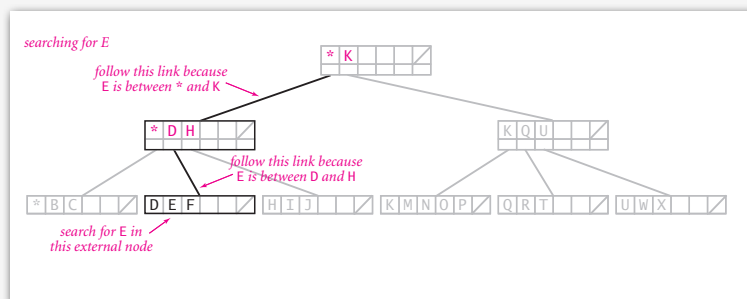
- At least 1 entry at root.
 - At least $M/2$ links in other nodes.
 - External nodes contain client keys.
 - Internal nodes contain copies of keys to guide search.
- choose M as large as possible so that M links fit in a page, e.g., $M = 1000$



46

Searching in a B-tree

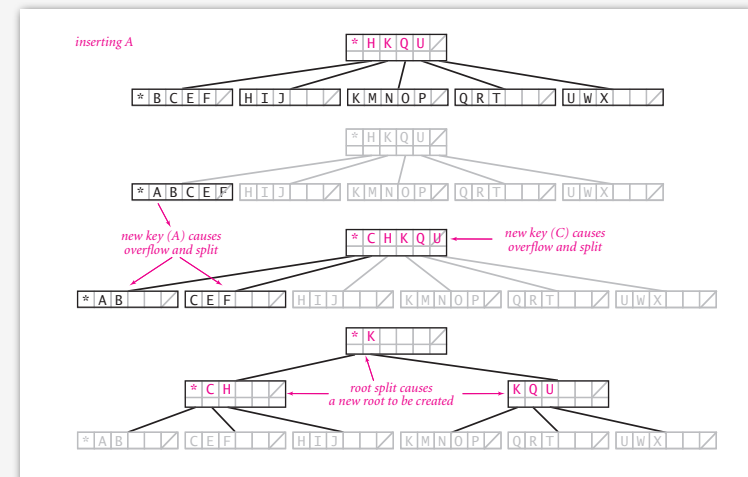
- Start at root.
- Find interval for search key and take corresponding link.
- Search terminates in external node.



47

Insertion in a B-tree

- Search for new key.
- Insert at bottom.
- Split $(M+1)$ -nodes on the way up the tree.



48

Balance in B-tree

Probes. A search or insert in a B-tree of order M with N items requires between $\log_M N$ and $\log_{M/2} N$ probes.

Pf. All internal nodes (besides root) have between $M/2$ and M links.

In practice. Number of probes is at most 4! ← $M = 1000; N = 62 \text{ billion}$
 $\log_{M/2} N \leq 4$

Optimization. Always keep root page in memory.

49

Balanced trees in the wild

Red-black trees are widely used as system symbol tables.

- Java: `java.util.TreeMap`, `java.util.TreeSet`.
- C++ STL: `map`, `multimap`, `multiset`.
- Linux kernel: completely fair scheduler, `linux/rbtree.h`.



B-tree variants. B+ tree, B*tree, B# tree, ...

B-trees (and variants) are widely used for file systems and databases.

- Windows: HPFS.
- Mac: HFS, HFS+.
- Linux: ReiserFS, XFS, Ext3FS, JFS.
- Databases: ORACLE, DB2, INGRES, SQL, PostgreSQL.

50

Red-black trees in the wild



*Common sense. Sixth sense.
Together they're the
FBI's newest team.*

51

Red-black trees in the wild

```
ACT FOUR
FADE IN:
48 INT. FBI HQ - NIGHT 48
Antonio is at THE COMPUTER as Jess explains herself to Nicole
and Pollock. The CONFERENCE TABLE is covered with OPEN
REFERENCE BOOKS, TOURIST GUIDES, MAPS and REAMS OF PRINTOUTS.
JESS
It was the red door again.
POLLOCK
I thought the red door was the storage
container.
JESS
But it wasn't red anymore. It was
black.
ANTONIO
So red turning to black means...
what?
POLLOCK
Budget deficits? Red ink, black
ink?
NICOLE
Yes. I'm sure that's what it is.
But maybe we should come up with a
couple other options, just in case.
Antonio refers to his COMPUTER SCREEN, which is filled with
mathematical equations.
ANTONIO
It could be an algorithm from a binary
search tree. A Red-Black tree tracks
every simple path from a node to a
descendant leaf with the same number
of black nodes.
JESS
Does that help you with girls?
Nicole is tapping away at a computer keyboard. She finds
something.
```

52