

**MATHEMATICAL ENGINEERING
TECHNICAL REPORTS**

**Practical Efficiency of Maximum Flow
Algorithms Using MA Orderings**

Yuji MATSUOKA and Satoru FUJISHIGE

(Communicated by Satoru IWATA)

METR 2004-27

May 2004

DEPARTMENT OF MATHEMATICAL INFORMATICS
GRADUATE SCHOOL OF INFORMATION SCIENCE AND TECHNOLOGY
THE UNIVERSITY OF TOKYO
BUNKYO-KU, TOKYO 113-8656, JAPAN

WWW page: <http://www.i.u-tokyo.ac.jp/mi/mi-e.htm>

The METR technical reports are published as a means to ensure timely dissemination of scholarly and technical work on a non-commercial basis. Copyright and all rights therein are maintained by the authors or by other copyright holders, notwithstanding that they have offered their works here electronically. It is understood that all persons copying this information will adhere to the terms and constraints invoked by each author's copyright. These works may not be reposted without the explicit permission of the copyright holder.

Practical Efficiency of Maximum Flow Algorithms Using MA Orderings

Yuji Matsuoka* and Satoru Fujishige†

May, 2004

Abstract

Fujishige proposed a polynomial-time maximum flow algorithm using maximum adjacency (MA) orderings. Computational results by Fujishige and Isotani showed that the algorithm was slower in practice than Goldberg and Tarjan's algorithm. In this paper we propose an improved version of Fujishige's algorithm using preflows. Our computational results show that the improved version is much faster than the original one and is competitive with Goldberg and Tarjan's algorithm.

1 Introduction

Maximum adjacency (MA) ordering has effectively applied to graph connectivity problems by Nagamochi and Ibaraki [8, 9]. Fujishige [3] presented an application of MA ordering to the maximum flow problem to devise a new polynomial-time algorithm. For a capacitated network with n vertices, m arcs, and the maximum capacity U , Fujishige's algorithm finds a maximum flow in $O(n(m + n \log n) \log nU)$ time. Even under the similarity assumption, this complexity is not the best running time bound for the maximum flow problem. In addition, Shioura [10] proved that the time complexity of Fujishige's algorithm is not strongly polynomial by giving an instance with a real-valued capacity function for which it does not terminate. In practice, computational results in [4] show that Fujishige's algorithm is slower than Goldberg and Tarjan's algorithm [5].

In this paper, we present a new variant of Fujishige's algorithm using preflows. We prove that its complexity is $O(n(m + n \log n) \log nU)$, which

*Department of Mathematical Informatics, Graduate School of Information Science and Technology, University of Tokyo, Tokyo 113-8656, Japan (yuji.matsuoka@mist.i.u-tokyo.ac.jp).

†Research Institute for Mathematical Sciences, Kyoto University, Kyoto 606-8502, Japan, (fujishige@kurims.kyoto-u.ac.jp).

is the same as the original one. We compare it with the original version of Fujishige's algorithm and Goldberg and Tarjan's algorithm. Our computational experiments on six problem families reveals that the new version is faster than the original one for all the problem families. In comparison with two codes of Goldberg and Tarjan's algorithm, our algorithm is the fastest for two problem families and is not so slower for the others. We may conclude that the new version of Fujishige's algorithm is competitive with Goldberg and Tarjan's algorithm in practice.

The present paper is organized as follows. Section 2 gives definitions concerning flows and networks. In Section 3 we give a full description of the new version of Fujishige's algorithm. In Section 4 we show computational results comparing the new version with the original version and Goldberg and Tarjan's algorithm. Section 5 provides our conclusion.

2 Maximum Flow and Residual Network

Let $\mathcal{N} = (G = (V, A), s^+, s^-, c)$ be a flow network, where $G = (V, A)$ is a directed graph with a vertex set V and an arc set A , $s^+ \in V$ an entrance (or a source), $s^- \in V$ an exit (or a sink), and $c : A \rightarrow \mathbf{Z}_+$ a capacity function taking on nonnegative integers. We assume $|V| = n$, the cardinality of V .

A function $\varphi : A \rightarrow \mathbf{Z}_+$ is called a *flow* in \mathcal{N} if it satisfies

- (1) (Capacity constraints) $\forall a \in A : 0 \leq \varphi(a) \leq c(a)$.
- (2) (Flow conservation) $\forall v \in V \setminus \{s^+, s^-\} : \partial\varphi(v) = 0$, where for each $v \in V$

$$\partial\varphi(v) = \sum_{a=(v,w) \in A} \varphi(a) - \sum_{a=(w,v) \in A} \varphi(a).$$

For a flow φ in \mathcal{N} , the *value* of flow φ is defined to be $\partial\varphi(s^+) (= -\partial\varphi(s^-))$ and is denoted by $\hat{v}(\varphi)$. A *maximum flow* is a flow of maximum value.

Given a flow φ in \mathcal{N} , the *residual network* $\mathcal{N}_\varphi = (G_\varphi = (V, A_\varphi), s^+, s^-, c_\varphi)$ with an underlying graph G_φ and a capacity function $c_\varphi : A_\varphi \rightarrow \mathbf{Z}_+$ is defined by

$$\begin{aligned} A_\varphi &= A_\varphi^+ \cup A_\varphi^-, \\ A_\varphi^+ &= \{a \mid a \in A, \varphi(a) < c(a)\}, \\ A_\varphi^- &= \{\bar{a} \mid a \in A, 0 < \varphi(a)\} \quad (\bar{a} : \text{a reorientation of } a), \\ c_\varphi(a) &= \begin{cases} c(a) - \varphi(a) & (a \in A_\varphi^+) \\ \varphi(\bar{a}) & (a \in A_\varphi^-). \end{cases} \end{aligned}$$

Suppose that we are given a flow φ in \mathcal{N} . For any flow ψ in the residual network \mathcal{N}_φ such that $a \in A_\varphi^+$ and $\bar{a} \in A_\varphi^-$ imply $\psi(a) = 0$ or $\psi(\bar{a}) = 0$, we

define a flow $\varphi \oplus \psi$ in the original network \mathcal{N} by

$$\varphi \oplus \psi(a) = \begin{cases} \varphi(a) + \psi(a) & \text{if } a \in A_\varphi^+ \text{ and } \psi(a) > 0 \\ \varphi(a) - \psi(\bar{a}) & \text{if } \bar{a} \in A_\varphi^- \text{ and } \psi(\bar{a}) > 0 \\ \varphi(a) & \text{otherwise} \end{cases}$$

for each $a \in A$. The value $\hat{v}(\varphi \oplus \psi)$ of the new flow $\varphi \oplus \psi$ in \mathcal{N} is greater than that of φ by $\hat{v}(\psi)$.

Preflows will be used in our new version of Fujishige's algorithm. A function $\varphi : A \rightarrow \mathbf{Z}_+$ is called a *preflow* in \mathcal{N} if it satisfies

- (1) (Capacity constraints) $\forall a \in A : 0 \leq \varphi(a) \leq c(a)$.
- (2) (Relaxed flow conservation) $\forall v \in V \setminus \{s^+\} : \partial\varphi(v) \leq 0$,

An *excess* of a preflow φ at v is defined by $-\partial\varphi(v)$. We say that a vertex v is *active* if $-\partial\varphi(v) > 0$. For a preflow φ in \mathcal{N} we define $\hat{v}(\varphi) = -\partial\varphi(s^-)$. The residual network \mathcal{N}_φ for a preflow φ is defined in the same way as above.

3 A new version of Fujishige's algorithm

An MA ordering from s in \mathcal{N}_φ is obtained as follows. Note that here we proceed through each arc backward.

Procedure MA-Ordering(\mathcal{N}_φ, s)

Step 0: For each $u \in V$, put $b(u) \leftarrow 0$ and let L_u be an empty list.

Put $i \leftarrow 0$, $v_0 \leftarrow s$, $b(v_0) \leftarrow \infty$ and $W \leftarrow \{s\}$.

Step 1: For each $w \in V \setminus W$ with $(w, v_i) \in A_\varphi$,

put $b(w) \leftarrow b(w) + c_\varphi(w, v_i)$ and add arc (w, v_i) to list L_w .

Step 2: Let v_{i+1} be a vertex that attains the maximum of $b(w)$ ($w \in V \setminus W$).

If $b(v_{i+1}) = 0$ or $|W| = n$, then return $(v_0(=s), v_1, \dots, v_i)$, b , and L_u ($u \in V$).

Otherwise, put $W \leftarrow W \cup \{v_{i+1}\}$, $i \leftarrow i + 1$, and go to Step 1.

The complexity of Procedure MA-Ordering is $O(m + n \log n)$ if we use a Fibonacci heap. Let W be the vertex set $\{v_0(=s), v_1, \dots, v_k\}$ obtained by the procedure. Then W corresponds to the set of vertices that are reachable to s along directed paths. It should also be noted here that vertex set W and lists L_w ($w \in W \setminus \{s\}$) of out-going arcs form an acyclic subgraph, denoted by H_φ , of G_φ and that $(v_0(=s), v_1, \dots, v_k)$ gives a topological ordering of vertices in H_φ .

We now describe the new MA-ordering maximum-flow algorithm using preflows as follows.

A New Version of the MA-Ordering Maximum-Flow Algorithm

Procedure FMAP

Step 0: For each $a = (s^+, u) \in A$, put $\varphi(a) \leftarrow c(a)$.

For each arc $a = (v, w) \in A$ with $v \neq s^+$, put $\varphi(a) \leftarrow 0$.

Step 1-1: Perform MA-Ordering(\mathcal{N}_φ, s^-), and get $(v_0(=s^-), v_1, \dots, v_k)$.

If $\partial\varphi(v_i) = 0$ for all $i = 1, \dots, k$, then go to Step 2-1.

Step 1-2: For $i = k, k-1, \dots, 1$ do the following:

For each arc (v_i, u) in list L_{v_i} , push (v_i, u) :

If $(v_i, u) \in A_\varphi^+$ then $\varphi(v_i, u) \leftarrow \varphi(v_i, u) + \min\{-\partial\varphi(v_i), c_\varphi(v_i, u)\}$,

If $(v_i, u) \in A_\varphi^-$ then $\varphi(u, v_i) \leftarrow \varphi(u, v_i) - \min\{-\partial\varphi(v_i), c_\varphi(v_i, u)\}$.

Go to Step 1-1.

Step 2-1: Perform MA-Ordering(\mathcal{N}_φ, s^+) and get $(v_0(=s^+), v_1, \dots, v_k)$.

If $\partial\varphi(v) = 0$ for all $v \in V \setminus \{s^+, s^-\}$, return φ (a maximum flow).

Step 2-2: For $i = k, k-1, \dots, 1$ do the following:

For each arc (v_i, u) in list L_{v_i} , push (v_i, u) :

If $(v_i, u) \in A_\varphi^+$ then $\varphi(v_i, u) \leftarrow \varphi(v_i, u) + \min\{-\partial\varphi(v_i), c_\varphi(v_i, u)\}$,

If $(v_i, u) \in A_\varphi^-$ then $\varphi(u, v_i) \leftarrow \varphi(u, v_i) - \min\{-\partial\varphi(v_i), c_\varphi(v_i, u)\}$.

Go to Step 2-1.

Step 1 (the cycle of Steps 1-1 and 1-2) repeatedly performs MA-Ordering and push operations. When there are no active vertices that are reachable to s^- , the iteration of Step 1 terminates. Then obtained φ has the following property:

Lemma 3.1. *When we finish the iteration of Step 1, then computed preflow φ is of maximum value.*

Proof. For the preflow φ , we have $\partial\varphi(v) = 0$ for any vertex v that is reachable to s^- . This implies that $\hat{v}(\varphi)(= -\partial\varphi(s^-))$ attains the maximum value among values of all preflows in \mathcal{N} . \square

This lemma shows that denoting $W = \{v_0(=s^-), v_1, \dots, v_k\}$, we have a mincut $V \setminus W$ in \mathcal{N} when finishing Step 1. Therefore, we can get a minimum cut and a preflow of maximum value in Step 1, and we convert the preflow of maximum value into a flow of maximum value in Step 2 (the cycle of Steps 2-1 and 2-2).

Now, we examine the complexity of the algorithm. First note that Step 2 is at most the same complexity as Step 1, so we only have to examine Step 1. Since Step 1-1 requires $O(m + n \log n)$ time and Step 1-2 requires $O(m)$ time, each iteration of Step 1 requires $O(m + n \log n)$ time. The following lemma tells us how many times Step 1 is repeated.

Lemma 3.2. *Suppose that there exists an active vertex after finishing an execution of Step 1-2. Let $\tilde{\varphi}$ be a preflow φ available immediately before the execution of Step 1-2 and let $\hat{\varphi}$ be φ obtained after the execution of Step 1-2, then we have $\hat{v}(\hat{\varphi}) - \hat{v}(\tilde{\varphi}) \geq (\hat{v}^* - \hat{v}(\tilde{\varphi}))/n$, where \hat{v}^* is the maximum flow value in \mathcal{N} .*

Proof. Let v_l be the active vertex nearest to s^- in the order of the currently obtained MA ordering. Define $W_l = \{v_0, v_1, \dots, v_{l-1}\}$. Let \bar{b} be b available in the beginning of the execution of Step 1-2. Since $\partial\bar{\varphi}(v_l) < 0$, $\partial\bar{\varphi}(v_i) = 0$ ($i = 1, 2, \dots, l-1$) and $\bar{b}(v_l) = \sum\{c_{\bar{\varphi}}(v_l, u) \mid (v_l, u) \in L_{v_l}\}$, the flow value increased by the execution of Step 1-2 satisfies

$$\hat{v}(\bar{\varphi}) - \hat{v}(\varphi) \geq \bar{b}(v_l) + \sum_{j=1}^{l-1} (-\partial\bar{\varphi}(v_j)).$$

It follows from the definition of an MA ordering that

$$\kappa_{\bar{\varphi}}(W_l) = \sum_{j=l}^k \bar{b}(v_j) \leq (k-l+1)\bar{b}(v_l),$$

where $\kappa_{\bar{\varphi}}(W_l) = \sum\{c_{\bar{\varphi}}(u, v) \mid (u, v) \in W_l, u \in V \setminus W_l, v \in W_l\}$. On the other hand, since $\bar{\varphi}$ is a preflow in $\mathcal{N}_{\bar{\varphi}}$, we have

$$\hat{v}^* - \hat{v}(\bar{\varphi}) \leq \kappa_{\bar{\varphi}}(W_l) + \sum_{j=1}^{l-1} (-\partial\bar{\varphi}(v_j)).$$

It follows from the above three inequalities that

$$\begin{aligned} \hat{v}^* - \hat{v}(\bar{\varphi}) &\leq (k-l+1)\bar{b}(v_l) + \sum_{j=1}^{l-1} (-\partial\bar{\varphi}(v_j)) \\ &\leq n\bar{b}(v_l) + n \sum_{j=1}^{l-1} (-\partial\bar{\varphi}(v_j)) \\ &\leq n(\hat{v}(\bar{\varphi}) - \hat{v}(\varphi)). \end{aligned}$$

□

Lemma 3.2 shows that

$$\hat{v}^* - \hat{v}(\varphi^{(i+1)}) \leq \left(1 - \frac{1}{n}\right)(\hat{v}^* - \hat{v}(\varphi^{(i)})),$$

where $\varphi^{(i)}$ denotes the preflow φ computed at the end of the i th execution of Step 1-2. This implies that every $O(n)$ iterations of Step 1 (the cycle of Step 1-1 to Step 1-2) at least halve the difference $\hat{v}^* - \hat{v}(\varphi)$. Since initially we have $\hat{v}^* - \hat{v}(\varphi) \leq nU - 0$ where U denotes the maximum arc capacity, and since φ computed while executing our algorithm is integer-valued, our algorithm finds a maximum flow by repeating Step 1 $O(n \log nU)$ times. Hence, we have the following theorem.

Theorem 3.3. *Our algorithm finds a maximum flow after $O(n \log nU)$ iterations of Step 1 and Step 2. Hence the complexity of our algorithm is $O(n(m + n \log n) \log nU)$.*

Note that the complexity of our algorithm is the same as the original version of Fujishige's [3]. While Fujishige's algorithm does not terminate for the instance network of a real-valued capacity function shown by Shioura [10], our algorithm finds a maximum flow after five iterations for the instance. However, any better estimation of the complexity of our algorithm proposed here has not been found yet.

4 Computational Results

In this section we describe computational results on our new version of Fujishige's algorithm, comparing it with the original version and Goldberg and Tarjan's algorithm.

4.1 Computational Setup

Our experiments were conducted on TOSHIBA WXPHESP1 JP001 with an Intel Pentium M, CPU 1.30 GHz, 512 megabytes of memory and running Microsoft Windows XP Home Edition version 2002. All programs are written in C language and compiled with the gcc using the -O3 optimization option. Program FMA implements the original version of Fujishige's algorithm. While the program in [4] used a Fibonacci heap as the data structure, we use an ordinary (non-Fibonacci) heap for practical efficiency. Program H_PRF is Goldberg and Tarjan's algorithm using the highest-label-first criterion, and program Q_PRF is Goldberg and Tarjan's algorithm using a queue to select active vertices. Both programs are the same as used by Cherkassky and Goldberg in [2].

All the running times reported here are in seconds, and we only report the user CPU time, excluding the input and output time. Except for the AK family explained below, we generated five instances for each problem family of specified size, using different random seeds. Each number in the figures is the averaged time over five runs.

4.2 Problem Instances

We used six problem families, which were produced by three generators: GENRMF, WASHINGTON, and AK. These generators are available from DIMACS [7].

GENRMF family The GENRMF generator produces networks consisting of b grid-like frames of size $(a \times a)$. The number of vertices is a^2b and that of arcs $5a^2b - 4ab - a^2$. All vertices in each frame are connected

to its grid neighbors and each vertex is connected by an arc to a vertex randomly chosen from the next frame. Arc capacities within a frame are $c_2 \times a \times a$ and those between frames are randomly chosen integers from the range $[c_1, c_2]$. The source vertex is in a corner of the first frame, and the sink is in a corner of the last frame. We used GENRMF to produce three kinds of networks as follows:

- GENRMF-LONG family: The number of vertices in a generated network is $n = 2^x$. We set parameters as $a = 2^{x/4}$, $b = 2^{x/2}$, $c_1 = 1$ and $c_2 = 10000$.
- GENRMF-LONGER family: The number of vertices in a generated network is $n = 2^x$. We set parameters as $a = 4$, $b = 2^{x-4}$, $c_1 = 1$ and $c_2 = 10000$.
- GENRMF-WIDE family: The number of vertices in a generated network is $n = 2^x$. We set parameters as $a = 2^{2x/5}$, $b = 2^{x/5}$, $c_1 = 1$ and $c_2 = 10000$.

WASHINGTON Family The WASHINGTON generator generates random level graphs with a rows and b columns. The number of vertices is $ab + 2$ and that of arcs is $3ab - b$. For each column except for the last one, every vertex is connected to three randomly chosen vertices in the next column. The source vertex is connected to every vertex in the first row, and the sink vertex to every vertex in the last row. Capacities of the connecting arcs are randomly chosen integers from the range $[1, c]$. Capacities of the source and sink arcs are from the range $[1, 3c]$. We used WASHINGTON to generate two families as follows:

- WASHINGTON-RLG-LONG family: The number of vertices in a generated network is $n = 2^x$. We set parameters as $a = 64$, $b = 2^{x-6}$ and $c = 10000$.
- WASHINGTON-RLG-WIDE family: The number of vertices in a generated network is $n = 2^x$. We set parameters as $a = 2^{x-6}$, $b = 64$ and $c = 10000$.

AK Family The AK generator produces the problem families that are hard for Goldberg and Tarjan's push-relabel algorithms. Generated networks are deterministic for each value of n . The details for generated networks are described in [2].

- AK family: The number of vertices in a generated network is $n = 2^x$.

4.3 Experiments

To examine practical efficiency of our proposed algorithm, we implemented it by using the adjacency list representation of input graphs. For data structures in MA orderings, we chose an ordinary heap to select vertices of maximum $b(w)$ and maintained the list L_w as a queue. We denote this program by FMAP. We also used an ordinary heap instead of a Fibonacci heap for the original version of Fujishige's algorithm, denoted by FMA.

We made computational experiments for the following four programs: FMA, FMAP, Q_PRF, and H_PRF. Our results are shown in Figures 1~6, one for each family.

Figure 1 shows results for the GENRMF-LONG family. The new version is faster than the original version and is almost as fast as Q_PRF.

Figure 2 shows results for the GENRMF-LONGER family. Our proposed algorithm is the best for this family.

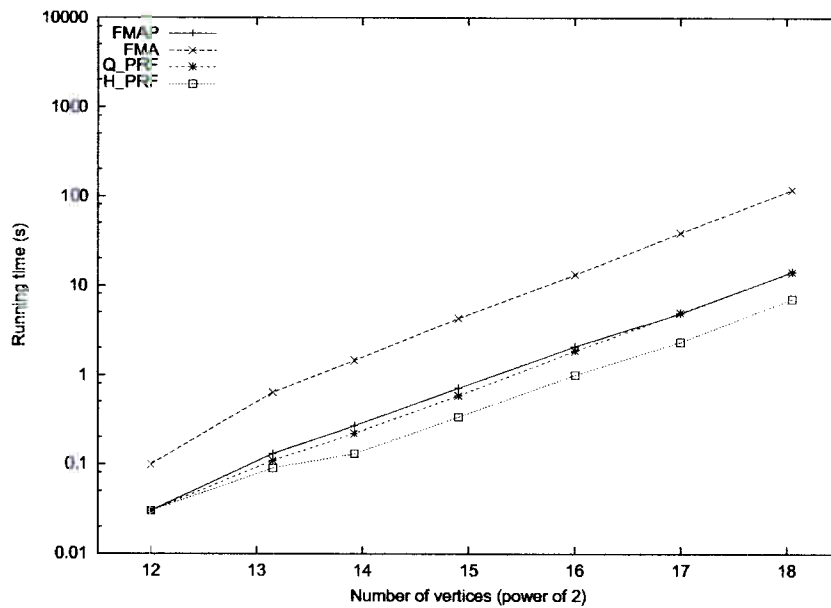
Figure 3 shows results for the GENRMF-WIDE family. The new version is much faster than the original version. However it is somewhat slower than both codes of Goldberg and Tarjan's algorithm.

Figure 4 shows results for the WASHINGTON-RLG-LONG family. The new version is slower than both codes of Goldberg and Tarjan's algorithm.

Figure 5 shows results for the WASHINGTON-RLG-WIDE family. For this family our proposed algorithm performs much better than the original version and is slightly faster than H_PRF.

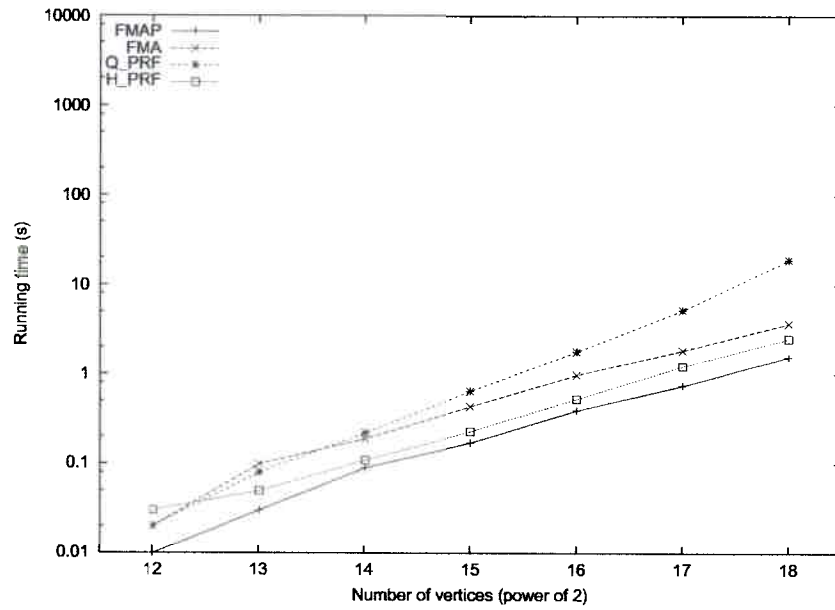
Figure 6 shows results for the AK family. For this special data family our proposed algorithm outperforms the others.

Our experiments show that the new version is faster than the original version for all the problem instances given above. Our proposed algorithm outperformed the two codes of Goldberg and Tarjan's algorithm for two problem families: GENRMF-LONGER family and AK family. For the other families the proposed algorithm is not so slower than Goldberg and Tarjan's. The computational results show that our algorithm is practically efficient.



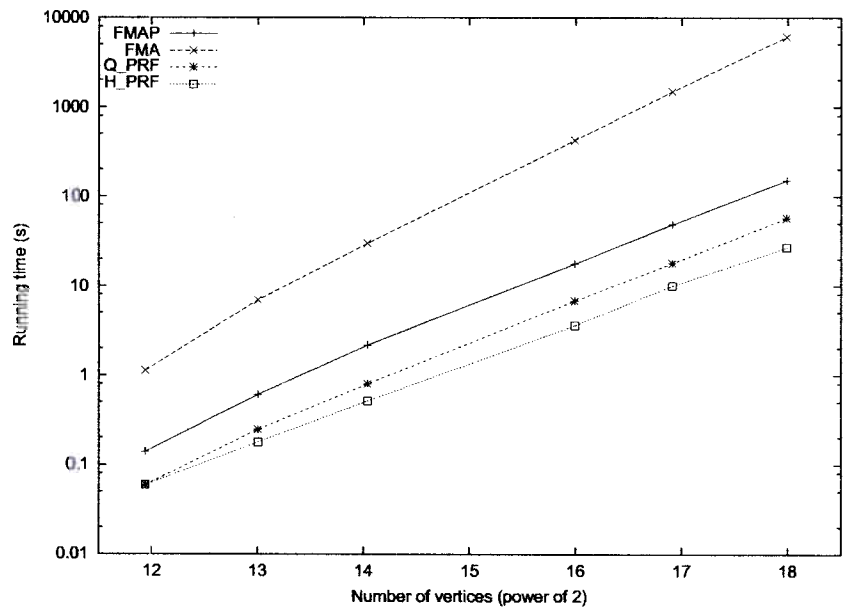
input data			Running time(s)			
n	m	$\log_2 U$	FMA	FMAP	Q_PRF	H_PRF
4096	18368	19.3	0.10	0.03	0.03	0.03
9100	41760	19.9	0.64	0.13	0.11	0.09
15488	71687	20.2	1.48	0.27	0.22	0.13
30589	143364	20.7	4.30	0.72	0.59	0.34
65536	311040	21.3	13.27	2.11	1.87	1.01
130682	625537	21.8	39.11	4.93	5.03	2.37
270848	1306607	22.3	119.76	14.60	14.21	7.13

Figure 1: Computational results on GENRMF-LONG family data.



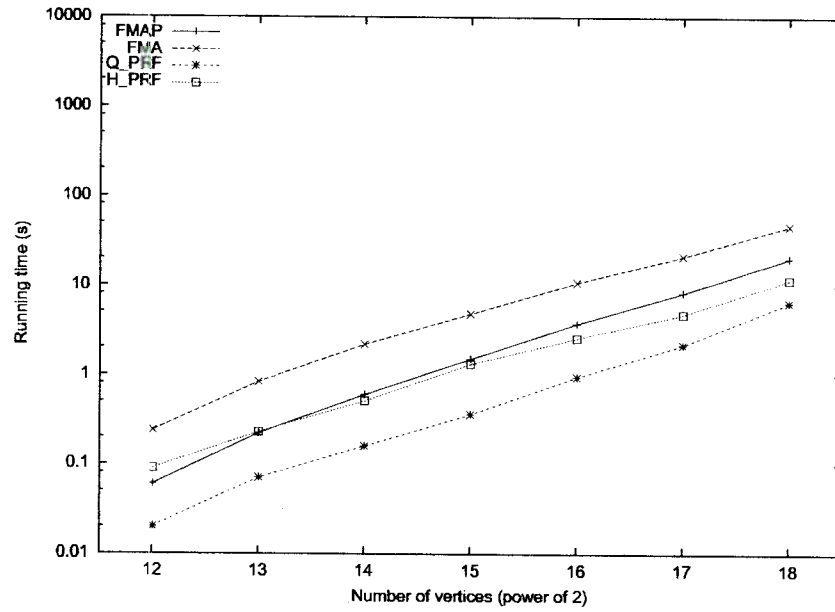
input data			Running time(s)			
n	m	$\log_2 U$	FMA	FMAP	Q_PRF	H_PRF
4096	10224	17.3	0.02	0.01	0.02	0.03
8192	20464	17.3	0.10	0.03	0.08	0.05
16384	65520	17.3	0.19	0.09	0.22	0.11
32768	131056	17.3	0.43	0.17	0.64	0.23
65536	262128	17.3	0.98	0.39	1.78	0.53
131072	524272	17.3	1.85	0.74	5.26	1.23
262144	1048560	17.3	3.72	1.56	19.17	2.53

Figure 2: Computational results on GENRMF-LONGER family data.



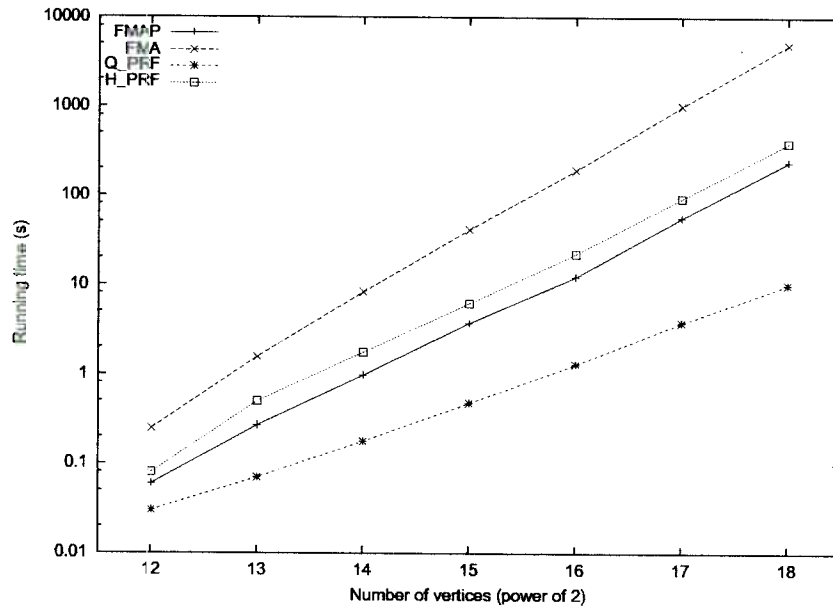
input data			Running time(s)			
n	m	$\log_2 U$	FMA	FMAP	Q_PRF	H_PRF
3920	18256	22.9	1.13	0.14	0.06	0.06
8214	38813	23.7	6.93	0.61	0.25	0.18
16807	80262	24.5	30.33	2.17	0.80	0.52
65025	314840	26.1	425.72	17.89	6.78	3.63
123210	599289	26.9	1503.79	49.21	18.33	10.13
259308	1267875	27.7	6118.04	151.70	58.28	27.28

Figure 3: Computational results on GENRMF-WIDE family data.



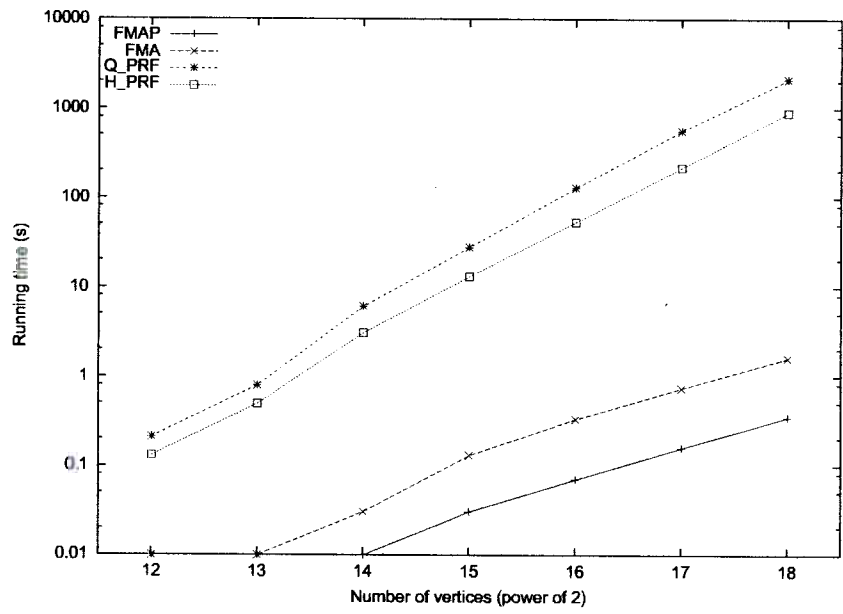
input data			Running time(s)			
n	m	$\log_2 U$	FMA	FMAP	Q.PRF	H.PRF
4098	12224	14.8	0.24	0.06	0.02	0.09
8194	24512	14.8	0.83	0.22	0.07	0.23
16386	49088	14.8	2.17	0.60	0.16	0.51
32770	98240	14.8	4.76	1.49	0.36	1.32
65538	196544	14.8	10.89	3.71	0.94	2.57
131074	391168	14.8	21.51	8.28	2.17	4.79
262146	786368	14.8	46.94	20.28	6.47	11.70

Figure 4: Computational results on WASHINGTON-RLG-LONG family data.



input data			Running time(s)			
n	m	$\log_2 U$	FMA	FMAP	Q_PRF	H_PRF
4098	12224	14.8	0.25	0.06	0.03	0.08
8194	24512	14.8	1.56	0.27	0.07	0.50
16386	49088	14.8	8.34	0.98	0.18	1.75
32770	98240	14.8	40.87	3.74	0.48	6.16
65538	196544	14.8	195.73	12.29	1.30	22.13
131074	391168	14.8	1017.21	55.76	3.80	94.01
262146	786368	14.8	4916.26	238.85	10.17	393.55

Figure 5: Computational results on WASHINGTON-RLG-WIDE family data.



input data			Running time(s)			
n	m	$\log_2 U$	FMA	FMAP	Q_PRF	H_PRF
4102	6151	19.9	0.01	0.01	0.21	0.13
8198	12295	19.9	0.01	0.01	0.79	0.49
16390	24583	19.9	0.03	0.01	6.10	3.07
32774	49159	19.9	0.13	0.03	27.94	13.17
65542	98311	19.9	0.33	0.07	129.26	53.97
131078	196615	19.9	0.74	0.16	563.24	219.32
262150	393223	19.9	1.62	0.35	2167.15	907.39

Figure 6: Computational results on AK family data.

5 Conclusion

We have presented an improved version of Fujishige's algorithm using pre-flows and showed its behavior by giving computational results. The improved version is faster than the original version for all problem instances of our experiments and is competitive with Goldberg and Tarjan's algorithm. While Goldberg and Tarjan's algorithm maintains a locally valid order of vertices and performs local push operations, our improved algorithm performs global orderings and global push operations.

It is left for future work to examine whether a better running time bound of our improved algorithm exists or whether our algorithm is strongly polynomial.

Acknowledgements

We are very grateful to Satoru Iwata for his valuable discussions and useful comments throughout this research. The present work is partly supported by a Grant-in-Aid from Ministry of Education, Culture, Sports, Science and Technology of Japan.

References

- [1] R. K. Ahuja, T. L. Magnati and J. B. Orlin: *Network Flows — Theory, Algorithms, and Applications*. Prentice-Hall, New Jersey, 1993.
- [2] B. V. Cherkassky and A. V. Goldberg: On implementing the push-reabeled method for the maximum flow problem. *Algorithmica*, vol. 19 (1997), pp. 390–410.
- [3] S. Fujishige: A maximum flow algorithm using MA orderings. *Operations Research Letters*, vol. 31 (2003), pp. 176–178.
- [4] S. Fujishige and S. Isotani: New maximum flow algorithms by MA orderings and scaling. *Journal of the Operations Research Society of Japan*, vol. 46 (2003), pp. 243–250.
- [5] A. V. Goldberg and R. E. Tarjan: A new approach to the maximum flow problem. *Journal of the ACM*, vol. 35 (1988), pp. 921–940.
- [6] A. V. Goldberg: Synthetic Maximum Flow Families. Available at http://www.avglab.com/andrew/CATS/maxflow_synthetic.htm .
- [7] D. S. Johnson and C. C. McGeoch (eds.): *Network Flows and Matching: First DIMACS Implementation Challenge*. AMS, Rhode Island, 1993.

- [8] H. Nagamochi and T. Ibaraki: Computing edge-connectivity in multigraphs and capacitated graphs. *SIAM Journal on Discrete Mathematics*, vol. 5 (1992), pp. 54–66.
- [9] H. Nagamochi and T. Ibaraki: Graph connectivity and its augmentation: applications of MA orderings. *Discrete Applied Mathematics*, vol. 123 (2002), pp. 447–472.
- [10] A. Shioura: The MA-ordering max-flow algorithm is not strongly polynomial for directed networks. *Operations Research Letters*, vol. 32 (2004), pp. 31–35.