

Lecture P5: Abstract Data Types



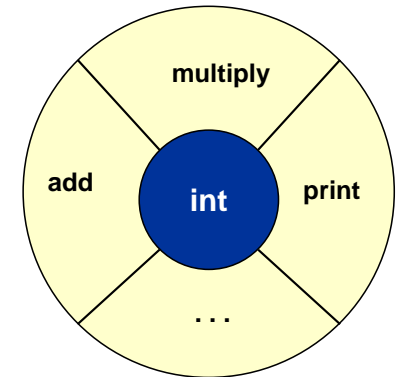
Review

Data type:

- Set of values and collection of operations on those values.

Example: `int`

- Set of values: between -32,767 and 32,767 (minimum limits).
- Operations: `+`, `-`, `*`, `/`, `%`, `printf("%d")`, `sqrt`
- How is an `int` represented?



Overview

Separate implementation from specification.

- **INTERFACE:** specify the allowed operations.
- **IMPLEMENTATION:** provide code for operations.
- **CLIENT:** code that uses operations.

Abstract data type (ADT):

- Data type whose representation is **HIDDEN**.
- Don't want client to directly manipulate data type.
- Operations **ONLY** permitted through interface.

Principle of least privilege.

"Non ADT's"

Is `Complex` data type an **ABSTRACT** data type?



```
client.c
#include "COMPLEX.h"

int main(void) {
    Complex a = COMPLEXinit(1.0, 2.0);

    a.re = 5.0;
    COMPLEXshow(a);
    return 0;
}
```

legal C, but very bad software design

Violates "principle of least privilege."

ADT's for Stacks and Queues

Fundamental data type.

- Set of operations (insert, delete) on generic data.

Stack ("last in first out" or LIFO).



- push: add info to the data structure
- pop: remove the info MOST recently added
- initialize, test if empty

Queue ("first in first out" or FIFO).

- put: add info to the data structure
- get: remove the info LEAST recently added
- initialize, test if empty

Could use EITHER array or "linked list" to implement EITHER stack or queue.

7

Stack Interface

Stack operations.

- STACKinit(): initialize empty stack
- STACKisempty(): return 1 if stack is empty; 0 otherwise
- STACKpush(int): insert new item
- STACKpop(): delete and return item most recently added

STACK.h

```
void STACKinit(void);
int STACKisempty(void);
void STACKpush(int item);
int STACKpop(void);
```

9

Stack Implementation with Arrays

Push and pop at the end of array.

Demo:



stackarray.c

```
#include "STACK.h"
#define MAX_SIZE 1000
static int s[MAX_SIZE];
static int N;

void STACKinit(void) {
    N = 0;
}

int STACKisempty(void) {
    return N == 0;
}

void STACKpush(int item) {
    s[N++] = item;
}

int STACKpop(void) {
    return s[--N];
}
```

s[N] = item;
N++;

N--;
return s[N];

10

Stack Client: Balanced Parentheses

par.c

```
#include <stdio.h>
#include "STACK.h"

int main(void) {
    int c, balanced = 1;
    STACKinit();

    . . . /* MAIN CODE HERE */

    if (balanced)
        printf("Balanced.\n");
    else
        printf("NOT Balanced.\n");

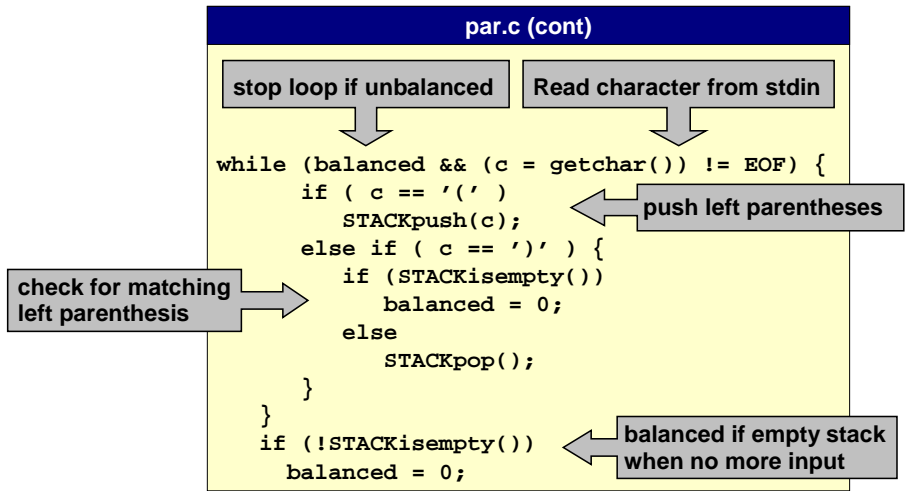
    return 0;
}
```

Good: ((())))

Bad: (())) (()

12

Stack Client: Balanced Parentheses

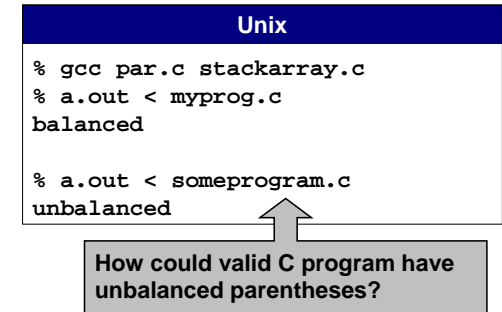


Good: ((() ()))
 Bad: (()) (())

13

Stack Client: Balanced Parentheses

Check if your C program has unbalanced parentheses.



Exercise: extend to handle square and curly braces.

- Good: { ([([]) ()]) }
- Bad: (([]]))

14


Stack Client: Postfix Evaluation

Practical example of use of stack abstraction.

Put operator after operands in expression.

- Use stack to evaluate.
 - operand: push it onto stack.
 - operator: pop operands, push result.
- Systematic way to save intermediate results.

Example 1.

• 1 2 3 4 5 * + 6 * * 7 8 9 + + * + 

15

Stack Client: Postfix Evaluation

Practical example of use of stack abstraction.

Put operator after operands in expression.

- Use stack to evaluate.
 - operand: push it onto stack.
 - operator: pop operands, push result.
- Systematic way to save intermediate results.

Example 2a: convert 27531 from octal to decimal.

• 2 8 8 8 8 * * * * 7 8 8 8 * * * 5 8 8 * * 3 8 * 1 + + + +

Example 2b: convert 27531 from octal to decimal.

- 2 8 * 7 + 8 * 5 + 8 * 3 + 8 * 1 +
- Stack never has more than two numbers on it!
- Horner's method (see lecture A3).

17

Stack Client: Postfix Evaluation

```

posfix.c
#include <stdio.h>
#include <ctype.h>
#include "STACK.h"

int main(void) {
    int c;
    STACKinit();
    while ((c = getchar()) != EOF) {
        if ('+' == c)
            STACKpush(STACKpop() + STACKpop());
        else if ('*' == c)
            STACKpush(STACKpop() * STACKpop());
        else if (isdigit(c))
            STACKpush(c - '0');
    }

    printf("top of stack = %d\n", STACKpop());
    return 0;
}

```

pop 2 elements and push sum

convert char to integer and push

Stack Client: Postfix Evaluation

Program has some flaws.



```

Unix
% gcc postfix.c stackarray.c
% a.out
2 4 +
top of stack = 6

% a.out
1 2 3 4 5 * + 6 * * 7 8 9 + + *
top of stack = 6624

% a.out
5 9 8 + 4 6 * * 7 + *
top of stack = 2075

% a.out
2 8 * 7 + 8 * 5 + 8 * 3 + 8 * 1 +
top of stack = 12121

```

Stack Client: Infix to Postfix

```

Unix
% gcc infix2postfix.c ...
% a.out
(2 + ((3 + 4) * (5 * 6)))
2 3 4 + 5 6 * * +

```

Infix to postfix algorithm:

- Left paren: ignore.
- Right paren: pop and print.
- Operator: push.
- Digit: print.

```

infix2postfix.c
#include <stdio.h>
#include <ctype.h>
#include "STACK.h"

int main(void) {
    int c;
    STACKinit();
    while ((c = getchar()) != EOF) {
        if (c == ')')
            printf("%c ", STACKpop());
        else if (c == '+' || c == '*')
            STACKpush(c);
        else if (isdigit(c))
            printf("%c ", c);
    }
    printf("\n");
    return 0;
}

```

ADT Review

Client can access data type ONLY through interface.

- Example: STACK.

Representation is HIDDEN in the implementation.

- Provides security.

Convenient way to organize large problems.

- Decompose into smaller problems.
- Substitute alternate solutions (time / space tradeoffs).
- Separation compilation.
- Build libraries.
- Different clients can share the same ADT.

Powerful mechanism for building layers of abstraction.

- Client works at a higher level of abstraction.

First Class ADT

So far, only 1 stack per program.

First Class ADT:

- ADT that is just like a built-in C type.
- Can declare multiple instances of them.
- Pass specific instances of them to interface as inputs.
- Details omitted in COS 126. (See Sedgewick 4.8 or COS 226.)

```
STACKinit();
. . .
STACKpush(a);
. . .
b = STACKpop();
```

```
Stack s1, s2;

s1 = STACKinit();
s2 = STACKinit();
. . .
STACKpush(s1, a);
STACKpush(s2, b);
. . .
c = STACKpop(s2);
```

22

First Class ADT Client: Infix

```
infix.c
#include <stdio.h>
#include <ctype.h>
#include "STACK.h"
int main(void) {
    Stack s1 = STACKinit();
    Stack s2 = STACKinit();
    int c, op;
    while ((c = getchar()) != EOF) {
        if (c == ')') {
            op = STACKpop(s1);
            if (op == '+')
                STACKpush(s2, STACKpop(s2) + STACKpop(s2));
            else if (op == '*')
                STACKpush(s2, STACKpop(s2) * STACKpop(s2));
        }
        else if (c == '+' || c == '*')
            STACKpush(s1, c);
        else if (isdigit(c))
            STACKpush(s2, c - '0');
    }
    printf("Result = %d\n", STACKpop(s2));
    return 0;
}
```

s1
s2

Unix

```
% gcc infix.c ...
% a.out
(2 + ((3 + 4) * (5 * 6)))
212
```

23

PostScript: Abstract Stack Machine

Language of most printers nowadays.

- Postfix language.
- Abstract stack machine.

Ex: convert 27531 from octal to decimal.

- 2 8 mul 7 add 8 mul 5 add 8 mul 3 add 8 mul 1 add

Stack uses:

- Operands for operators.
- Arguments for functions.
- Return value(s) for functions.

24

PostScript: Abstract Stack Machine

Some commands:

- Coordinate system: rotate, translate, scale, ...
- Turtle commands: moveto, lineto, rmoveto, rlineto, ...
- Graphics commands: stroke, fill, ...
- Arithmetic: add, sub, mul, div, ...
- Stack commands: copy, exch, dup, currentpoint, ...
- Control constructs: if, ifelse, while, for, ...
- Define functions: /XX { ... } def

Everyone's first PostScript program (draw a box).



```
%!
50 50 translate
0 0 moveto 0 512 rlineto 512 0 rlineto
0 -512 rlineto -512 0 rlineto
stroke
showpage
```

25

Overview

Data type.

- Set of values and collection of operations on those values.

ABSTRACT data type (ADT).


- Data type whose representation is completely HIDDEN from client.

Stacks and queues.

- Fundamental ADT's.
 - calculators
 - printers and PostScript language
 - compiler uses to implement functions (see next lecture)

26

Lecture P5: Supplemental Notes



"Non ADT's"

Is Complex data type an ABSTRACT data type?

- NO: Representation in interface.

Are C built-in types like `int` ADT's?

- ALMOST: we generally ignore representation.
- NO: set of values depends on representation.
 - might use `(x & 0)` to test if even
 - works only if they're stored as "two's complement integers"
- CONSEQUENCE: strive to write programs that function properly independent of representation.
 - `(x % 2 == 0)` is more portable way to test if even
 - also, use `<limits.h>` for machine-specific ranges of `int`, `long`

28

Queue Interface

Queue operations.

- `QUEUEinit()`: initialize empty queue.
- `QUEUEisempty()`: return 1 if queue is empty; 0 otherwise
- `QUEUEput(int)`: insert new item at end of list.
- `QUEUEget()`: return and remove item at beginning of list.

QUEUE.h

```
void QUEUEinit(void);
int  QUEUEisempty(void);
void QUEUEput(int item);
int  QUEUEget(void);
```



(CNN.COM, GEPHARD)

29

Queue Implementation

queuearray.c

```
#include "QUEUE.h"
#define MAX_SIZE 1000

static int q[MAX_SIZE];
static int front, back;

void QUEUEinit(void) {
    front = back = 0;
}

int QUEUEisempty(void) {
    return front == back;
}
```

queuearray.c

```
void QUEUEput(int item) {
    q[back++] = item;
    back %= MAX_SIZE;
}

int QUEUEget(void) {
    int r = q[front++];
    front %= MAX_SIZE;
    return r;
}
```

front



Variable	q[0]	q[1]	q[2]	q[3]	q[4]	q[5]
Value	M	D	T	E	X	A

MAX_SIZE = 6


back

30

Queue Client: Josephus Problem

Flavius Josephus. (first century)

- Band of 41 Jewish rebels trapped in cave by Romans.
- Preferring suicide to capture, rebels formed a circle and killed every 3rd remaining person until no one was left.
- Where should you stand to be among last two survivors?



31

Queue Client: Josephus Problem

N = 8, M = 3

1 2 3 4 5 6 7 8

2 3 4 5 6 7 8 1

3 4 5 6 7 8 1 2

4 5 6 7 8 1 2

5 6 7 8 1 2 4

6 7 8 1 2 4 5

7 8 1 2 4 5

...

josephus.c

```
#include <stdio.h>
#include "QUEUE.h"
#define N 41
#define M 3

int main(void) {
    int i;
    QUEUEinit();
    for (i = 1; i <= N; i++)
        QUEUEput(i);

    while (!QUEUEisempty()) {
        for (i = 0; i < M - 1; i++)
            QUEUEput(QUEUEget());
        printf("%d\n", QUEUEget());
    }
    return 0;
}
```

32