

CS 126 Lecture A2: TOY Programming

Outline

- **Review and Introduction**
- Data representation
- Dynamic addressing
- Control flow
- TOY simulator
- Conclusions

What We Have Learned About TOY

- What's TOY, what's in it, how to use it.
 - von Neumann architecture
- Data representation
 - Binary and hexadecimal
- TOY instructions
 - Instruction set architecture
- Example TOY programs
 - Simple machine language programming

What We Haven't Learned

- How to represent data types other than positive integers?
- How to represent complex data structures at machine level?
- How to make function calls at machine level?
- What's the relationship among TOY, C programming, and "real" computers?

Outline

- Review and Introduction
- **Data representation**
- Dynamic addressing
- Control flow
- TOY simulator
- Conclusions

Represent Negative Numbers Using “Two’s Complement”

```
0000000000000011  3
1111111111111100  bits flipped
1111111111111101  -3
```

- Represent $-N$ with an n -bit 2’s complement: $2^n - N$
- To calculate $-N$, start with N , flip bits, and add 1

Examples

```
00000000000000100  4
00000000000000011  3
00000000000000010  2
00000000000000001  1
00000000000000000  0
11111111111111111 -1
11111111111111110 -2
11111111111111101 -3
11111111111111100 -4
```

Leading bit is sign

Arithmetic

- Addition is carried out as if all numbers were positive

▶ Addition usually works

```
1111111111111101 -3
0000000000000100  4
0000000000000001  1
```

Overflow:

carry in to sign with no carry out

```
0111111111111111  215 -1
0000000000000001  1
1000000000000000  a negative number
```

- Subtraction $-N$ is done with addition of N

Nice and Not-So-Nice Properties

- Nice properties
 - 0 is 0
 - -0 and +0 are the same
- Not-so-nice property
 - Can represent one more negative number than positive numbers
 - With n bits, can represent:
 - $2^{n-1} - 1$ positive numbers ($2^{n-1} - 1$ is maximum)
 - 0
 - 2^{n-1} negative numbers (-2^{n-1} is minimum)
 - **A2-3 of course reader is wrong! (Replace 16s with 15s)**
- Alternatives other than 2's complement exist

Other Primitive Data Types

big integers: could use "multiple precision"
multiple words per integer
required for multiply, divide?

real numbers: could use "floating point"
like scientific notation

- "double" type, "long long" type (for most compilers)

character strings: could use ASCII code
8 bits/character (packed/unpacked)

Outline

- Review and Introduction
- Data representation
- **Dynamic addressing**
- Control flow
- TOY simulator
- Conclusions

The Need for Dynamic Addressing

<code>int a;</code>	①	<code>int *p;</code>	③
<code>int a[100];</code>	②	<code>p = (int *) malloc(sizeof *p);</code>	

- All we have so far: “hard-wired” addresses inside instructions ($R1 \leftarrow \text{MEM}[D0]$)
- Many cases where guessing address at **compile-time** is impossible
 - case 1: possible for compiler to hard-wire address of a
 - case 2: difficult for compiler to hard-wire address of a[i]
 - case 3: impossible for compiler to guess address at p
- Solution:
 - Compute address at **run time**
 - Put address in a register
 - Augment instruction format to use address register

Review: Instruction Format 2

FORMAT 2: register-memory, register-immediate

4 bits	4 bits	8 bits
opcode	dest	addr/const

Ex: 9234 means "load memory loc 34 (hex) into R2"

$R2 \leftarrow \text{mem}[34]$

Ex: A234 means "store R2 into memory loc 34"

$\text{mem}[34] \leftarrow R2$

Ex: B234 means "load the value 0034 into R2"

$R2 \leftarrow 0034$

Other instrs: shifts, halt, system call, jumps

Indexed Addressing

4 bits	4 bits	8 bits
opcode	0 dest	addr/const

4 bits	4 bits	4 bits	4 bits
opcode	1 dest	regA	regB

For all Format 2 instructions

INDEX bit: leading bit of 2nd digit

INDEX = 1

r1, r2: 3rd, 4th digits as in Format 1

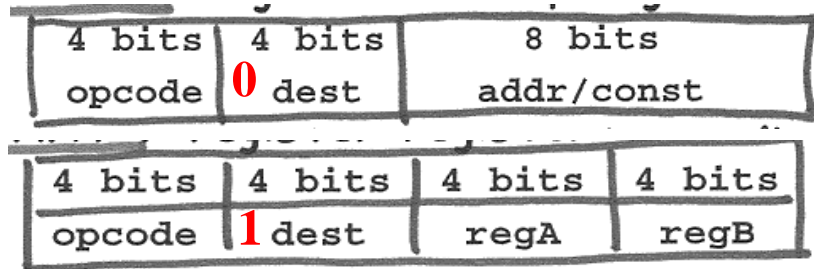
add r1 and r2 to get address

INDEX = 0

take address as before

- Example: A923 means $\text{MEM}[R[2]+R[3]] \leftarrow R[1]$
(9 is binary 1001)

Why “Stealing” One Bit is OK



- We only have 8 registers
- Only three bits are necessary
- But 4 bits allocated to dest register field
- So we can “steal” 1 bit

C Program for Fibonacci Array

```
#include <stdio.h>

main()
{
    int a[16];
    int n, i, j, k;

    n = 15;
    a[0] = 1;
    a[1] = 1;
    i = 0;
    j = 1;
    k = 2;

    do {
        a[k] = a[i]+a[j];
        i++;
        j++;
        k++;
        n--;
    } while (n > 0);

    for (i = 0; i < 16; i++) {
        printf("%d ", a[i]);
    }
    printf("\n");
}
```

- We will see how to implement the line in red using indexed addressing in TOY

TOY Version of Fibonacci Program

```

10: B10E    R1 <- 000E
11: B001    R0 <- 0001    p = &a[0];
12: B230    R2 <- 0030    a
13: A030    mem[30] <- 1    a[0] = 1
14: A031    mem[31] <- 1    a[1] = 1
15: B300    R3 <- 0        i = 0
16: B401    R4 <- 1        j = 1
17: B502    R5 <- 2        k = 2
18: 9E23    R6 <- mem[R2 + R3] a[i]
19: 9F24    R7 <- mem[R2 + R4] a[j]
1A: 1667    R6 <- R6 + R7
1B: AE25    mem[R2 + R5] <- R6 a[k]
1C: 1330    R3++          i++
1D: 1440    R4++          j++
1E: 1550    R5++          k++
1F: 7118    to 18 if --R1 > 0
  
```

CS126

10-16

Randy Wang

Food for Thought

```

10: B10E    R1 <- 000E
11: B001    R0 <- 0001
12: B230    R2 <- 0030    a
13: A030    mem[30] <- 1    a[0] = 1
14: A031    mem[31] <- 1    a[1] = 1
15: B300    R3 <- 0        i = 0
16: B401    R4 <- 1        j = 1
17: B502    R5 <- 2        k = 2
18: 9E23    R6 <- mem[R2 + R3] a[i]
19: 9F24    R7 <- mem[R2 + R4] a[j]
1A: 1667    R6 <- R6 + R7
1B: AE25    mem[R2 + R5] <- R6 a[k]
1C: 1330    R3++          i++
1D: 1440    R4++          j++
1E: 1550    R5++          k++
1F: 7118    to 18 if --R1 > 0
  
```

• what happens if mem[12] is B210 ??

- Self-modifying programs
- Special purpose computer -> general purpose computer -> stored program computer -> self-modifying stored program computer
- Are some machines intrinsically more powerful than others?? Stay tuned.

CS126

10-17

Randy Wang

Outline

- Review and Introduction
- Data representation
- Dynamic addressing
- **Control flow**
- TOY simulator
- Conclusions

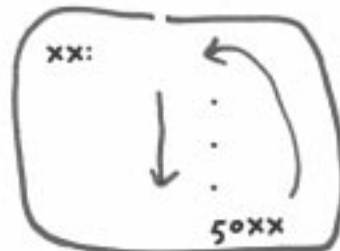
Branches and Looping

Press GO, computer either

- * executes some instructions and halts
- * gets caught in a loop

"infinite loop"

puzzles and/or panics programmers
(it will happen to you!)



• Often more complicated

The Halting Problem

- Why doesn't the compiler detect infinite loops and tell me?

Can't know whether or not a program will loop, in general

Profound implications (stay tuned)

- Control structures (for and while) help manage branching, avoid looping
- Can always stop TOY by pulling the plug

Function Calls

- Functions can be written and used by different people

Issues:

- how to pass parameter values
- how to know where to return
(may have multiple calls)

Adhere to calling conventions to get function to perform computation with different parameter values

To implement functions (**one possibility**)

- assume parameter values in register
- assume return value in register
- use indexed jump to return

Example Function

Ex: function to compute a to the b -th power

a in R_0

b in R_1

b in R_2

addr in R_4

result in R_3

a^b

• Implementation computes a to the b -th power
by looping b times

multiplying R_3 by a each time

```
20: B301    R3 <- 0001
21: 1223    R2++
22: 5024    jump to 24 Takes care of b==0
23: 3331    R3 <- R3 * R1
24: 7223    loop to 23 if --R2 > 0
25: 5804    jump to addr in R4
```

Example Caller

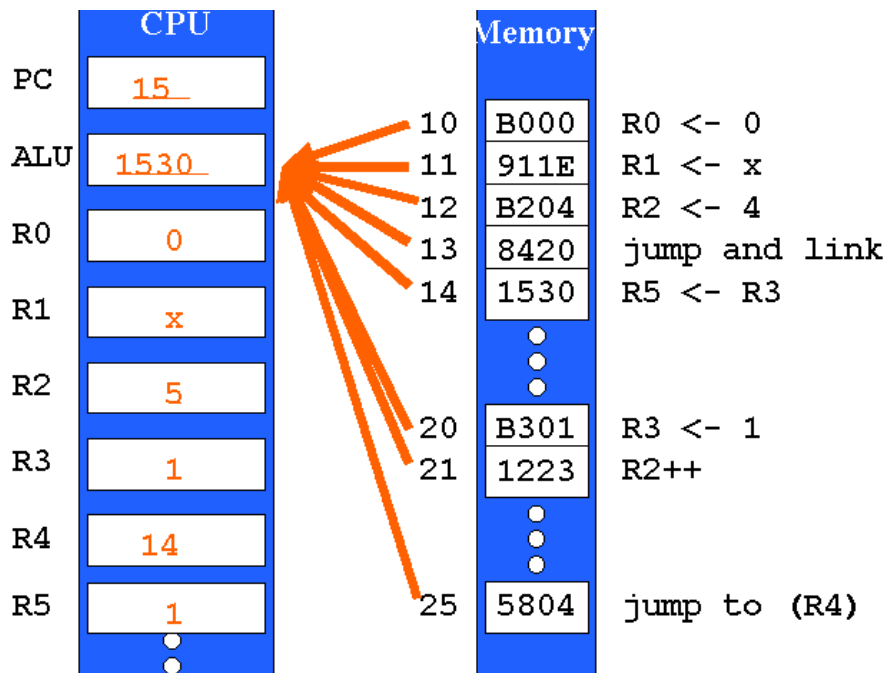
Ex: program that calls the function
on the previous slide twice
to compute $x^4 + y^5$

x in mem loc 1E

y in mem loc 1F

```
10: B000    R0 <- 0
11: 911E    R1 <- x
12: B204    R2 <- 4
13: 8420    R3 <- x^4 (using function)
14: 1530    R5 <- R3
15: 911F    R1 <- y
16: B205    R2 <- 5
17: 8420    R3 <- y^5 (using function)
18: 1535    R5 <- x^4 + y^5
```

Function Call Demo



CS126

10-24

Randy Wang

The Use of Registers vs. Memory for Function Calls

Precious resource: registers

• Call a function from within a function?
(use a stack) *recursion*

- Stack is implemented using main memory
- Review:
 - Call: push environment (registers and PC)
 - Call: push function parameters
 - Inside a function: look for parameters on the stack
 - Return: restores environment by popping stack
- Registers can still be used as optimizations

CS126

10-25

Randy Wang

Outline

- Review and Introduction
- Data representation
- Dynamic addressing
- Control flow
- **TOY simulator**
- Conclusions

Availability

```
cp ~cs126/toy/toy.c .  
cc toy.c -o TOY  
TOY < myprog.toy
```

Example programs also available

```
TOY < ~cs126/toy/horner.toy
```

- Better yet, download java version from announcement page
- Edit “toy.html”, reopen it in browser

TOY Simulator (Part 1: fetch, incr, decode)

```
#include <stdio.h>
short int R[8], mem[256]; pc = 16;
main()
{
    int i, inst, op, addr, r0, r1, r2;
    for (i = 0; i < 256; i++) mem[i] = 0;
    for (i = pc; i < 256; i++)
        if (scanf("%X", &mem[i]) == EOF) break;
    do
    {
        inst = mem[pc++];
        op = (inst >> 12) & 0XF;
        addr = inst & 0XFF;
        r0 = (inst >> 8) & 0X7;
        r1 = (inst >> 4) & 0X7; r2 = inst & 0X7;
        if (inst & 0X0800)
            addr = (R[r1]+R[r2]) & 0X0FF;
    }
}
```

Initialize memory by reading from standard in

Fetch

Increment

decode

TOY Simulator (Part 2: execute)

```
switch (op)
{
    case 0: break;
    case 1: R[r0] = R[r1] + R[r2]; break;
    case 2: R[r0] = R[r1] - R[r2]; break;
    case 3: R[r0] = R[r1] * R[r2]; break;
    case 4: printf("%X\n", R[r0]); break;
    case 5: pc = addr; break;
    case 6: if (R[r0]>0) pc = addr; break;
    case 7: if (--R[r0]) pc = addr; break;
    case 8: R[r0] = pc; pc = addr; break;
    case 9: R[r0] = mem[addr]; break;
    case 10: mem[addr] = R[r0]; break;
    case 11: R[r0] = addr; break;
    case 12: R[r0] = R[r1] ^ R[r2]; break;
    case 13: R[r0] = R[r1] & R[r2]; break;
    case 14: R[r0] = R[r0] >> addr; break;
    case 15: R[r0] = R[r0] << addr; break;
}
```

TOY Dump

```
short int R[8], mem[256]; pc = 16;
dump()
{
    int i, j;
    printf("pc: %04X\n", pc);
    printf("regs: ");
    for (i = 0; i < 8; i++)
        printf("%04X ", R[i]);
    printf("\n");
    for (i = 0; i < 32; i++)
    {
        printf("\n%04X: ", 8*i);
        for (j = 0; j < 8; j++)
            printf("%04X ", mem[8*i+j]);
    }
    printf("\n");
}
```

* Dump is in hex, 8 words/line, 4 digits/word
0000: | 0000 0004 0000 0000 0000 0000 0000 0000
0008: | 910A 110A 0002 0000 0000 0000 0000 0000

Outline

- Review and Introduction
- Data representation
- Dynamic addressing
- Control flow
- TOY simulator
- **Conclusions**
 - Relationships among machine language programming, C programming, TOY machine, and “other” machines

Engineering and Theoretical Implications of Simulator

- Translate SIMULATOR to TOY program?
why not?? ✓

BOOTSTRAPPING

- build "first" machine
 - implement simulator
 - modify simulator to try new designs
(still going on!)
- Theoretically, any von Neumann machine can simulate any other von Neumann machine--all of them have the same "power"!! (More later)

What We Have Learned

- Two's complement
 - How to represent negative numbers
 - How to perform addition and subtraction
 - Understand overflow
- How to use indexed addressing to access data structures
- Function calls
 - Passing parameters in registers
 - Save and restore PC