

Noisy Hegselmann-Krause Systems: Phase Transition and the $2R$ -Conjecture

Chu Wang¹, Qianxiao Li², Weinan E³ and Bernard Chazelle⁴

Abstract—The classic Hegselmann-Krause (*HK*) model for opinion dynamics consists of a set of agents on the real line, each one instructed to move, at every time step, to the mass center of the agents within a fixed distance R . In this work, we investigate the effects of noise in the continuous-time version of the model as described by its mean-field Fokker-Planck equation. In the presence of a finite number of agents, the system exhibits a phase transition from order to disorder as the noise increases. We introduce an order parameter to track the phase transition and resolve the corresponding phase diagram. The system undergoes a phase transition for small R but none for larger R . Based on the stability analysis of the mean-field equation, we derive the existence of a forbidden zone for the disordered phase to emerge. We also provide a theoretical explanation for the well-known $2R$ conjecture, which states that, for a random initial distribution in a fixed interval, the final configuration consists of clusters separated by a distance of roughly $2R$. Our theoretical analysis confirms previous simulations and predicts properties of the noisy *HK* model in higher dimension.

I. INTRODUCTION

Network-based dynamical systems have received a surge of attention lately. In these systems, typically, a set of agents will interact by communicating through a dynamic graph that evolves endogenously. The popularity of the model derives from its widespread use in the life and social sciences [1]–[7]. Much of the difficulty in analyzing these systems stems from the coupling between agent dynamics and evolving graph topology [4]. If the system is diffusive and the information transfer between agents is symmetric, it usually converges to an attractor under mild assumptions [8], [9]. In the absence of symmetry, however, the system can exhibit the whole range of dynamical regimes, from periodicity to chaos [4].

The Hegselmann-Krause (*HK*) model is the classic representative of the diffusive type. It consists of a fixed number N of agents, each one located at $x_k(t)$ on the real line. At each time step, every agent moves to the mass center of all the others within a fixed distance R . The position of an agent represents its “opinion.” The underlying assumption is

that people are immune to the influence of others whose opinions greatly differ from their own. In particular, two groups of agents initially separated by a distance of R or more will form decoupled dynamical systems with no interaction between them. *HK* systems are known to converge in finite time, but the relationship between the initial and final profiles remains mysterious. The celebrated $2R$ conjecture states, for a random initial distribution in a fixed interval, the final configuration consists of clusters separated by a distance of roughly $2R$ [10].

It is useful to enlarge the model by introducing noise into the dynamics [11]. Stochasticity can be invoked to capture nonobservable factors operating at smaller scales. Analytically, it has the benefits of nudging the system away from pathological configurations. By tuning the noise level as we would the temperature of a thermodynamical system, we can vary the dynamics from chaos to fixed-point attraction and uncover phase transitions in the process. To simplify the analysis, we model the system with a stochastic differential equation for the continuous-time version of the *HK* model and focus on its mean-field approximation in the form of a Fokker-Planck type partial differential equation governing the agent density evolution. This formulation of noisy *HK* systems in the thermodynamic limit can be derived from first principles and seems well-supported by computer simulation.

We review related works in Section II and formally introduce the model in Section III. In Section IV, we propose an order parameter to describe and analyze the system dynamics, along with the investigation of the system bistability and the phase diagram. We find that the system undergoes a phase transition for small R but none for larger R . Based on the stability analysis of the mean-field equation (Section VI), we derive the existence of a forbidden zone for the disordered phase to emerge. This puts us in a position to provide a theoretical explanation, to our knowledge the first of its kind, for the $2R$ conjecture. Our theoretical analysis confirms previous simulations and predicts properties of the noisy *HK* model in higher dimension.

II. PRIOR WORK

The convergence of the classical *HK* system was established in a number of articles [9], [12], [13] and subsequent work provided increasingly tighter bounds on the convergence rate, with a current bound of $O(N^3)$ [14], [15]. While there exists a worst-case lower bound of $\Omega(N^2)$ [16], computer simulations suggest that, in general, the convergence rate is much faster. The model extends naturally to higher dimension by interpreting R as the Euclidean distance. Polynomial upper bound are known for that case [8], and is

¹ Chu Wang is from The Program in Applied and Computational Mathematics, Princeton University, Princeton, NJ 08540, USA. chuw@math.princeton.edu

²Qianxiao Li is from The Program in Applied and Computational Mathematics, Princeton University, Princeton, NJ 08540, USA. He is supported by the Agency for Science, Technology and Research, Singapore. qianxiao@math.princeton.edu

³Weinan E is from Department of Mathematics and The Program in Applied and Computational Mathematics, Princeton University, Princeton, NJ 08540, USA. weinan@math.princeton.edu

⁴Bernard Chazelle is from Department of Computer Science, Princeton University, Princeton, NJ 08540, USA. He is supported in part by NSF grants CCF-0963825, CCF-1016250 and CCF-1420112. chazelle@cs.princeton.edu

later improved to $O(N^4)$ [17]. We note that the convergence time can be significantly lowered if certain “strategic” agents are allowed to move anywhere at each step [18]. For general consensus and stability properties of the infinite-horizon profile, we refer the interested readers to [19]–[22].

Attempts to generalize the *HK* model to the nonsymmetric case have proven surprisingly frustrating. While it is known that diffusive influence systems (the generalization of *HK* model) can have limit cycles and even chaotic behaviors, the simple fact of allowing each agent to pick its own interval produces dynamics that remains unresolved to this day. Numerical simulations suggest that such systems converge but a proof has been elusive. All we know is that if each agent can pick its interval freely in $\{0, R\}$, the system still converges [23]; in other words, taking the original *HK* system and fixing some of the agents once does not change the fact that all the orbits have fixed-point attractors.

Regarding the $2R$ conjecture, the concept of equilibrium stability was introduced in [10] to put this conjecture on formal grounds. Extensive experiments were conducted, suggesting a value closer to $2.2R$. All the work cited so far considers only the deterministic version of the system. For the noisy version of the model, Pineda *et al.* consider a discrete-time formulation where, at each step, every agent randomly chooses to perform the usual *HK* step or to move randomly [11]. Two types of random jumps are considered: bounded jumps confine agents to a bounded distance from their current position while free jumps allow them to move anywhere. An approximate density-based master equation is adopted for the analysis of the order-disorder phase transition and the noisy *HK* system is then compared with another opinion dynamics system, the so-called *DW* model [24].

III. THE MODEL

The stochastic differential equation (SDE) model we use in this paper can be expressed as

$$dx_i = -\frac{1}{N} \sum_{j: |x_i - x_j| \leq R} (x_i - x_j) dt + \sigma dW_t^{(i)}, \quad (1)$$

where $i = 1, 2, \dots, N$ denotes the agents, σ specifies the magnitude of the noise and $W_t^{(i)}$ represent independent Wiener processes. For technical convenience, we impose periodic boundary conditions on (1) by taking each x_i modulo $L = 1$ and interpreting $|z|$ as $\min\{|z|, L - |z|\}$. Intuitively, the model mediates the tension between two competing forces: the summation in (1) represents an attracting force that pulls the agents together while the diffusion term keeps them active in Brownian motion. This can be compared to the use of two parameters in the noisy model of Pineda *et al.*: a noise intensity m determines the probability that an agent should move to the mass center of its neighbors (vs. moving randomly), and γ bounds the length of the jump [11]. In the continuous-time model, the pair (m, γ) reduces to a single parameter, namely the noise magnitude σ .

In the mean field limit $N \rightarrow \infty$, Equation (1) induces a nonlinear Fokker-Planck equation for the agent density

profile $\rho(x, t)$ [25]:

$$\rho_t(x, t) = \left(\rho(x, t) \int (x - y) \rho(y, t) \mathbf{1}_{|y-x| \leq R} dy \right)_x + \frac{\sigma^2}{2} \rho_{xx}(x, t). \quad (2)$$

The function $\rho(x, t)$ is the limiting density of $\rho^N(x, t) := \frac{1}{N} \sum \delta_{x_j(t)}(dx)$, as N goes to infinity, where $\delta_x(dx)$ denotes the Dirac measure with point mass at x . In this partial differential equation form, the second derivative term represents the diffusion process that flattens the density ρ . On the other hand, the first term represents the advection of the density caused by attraction. In higher dimensions, one just needs to replace the first derivative by a divergence operator and replace the second derivative by a Laplace operator. We will use bold letter to denote a vector or a point in higher dimensional space.

To derive (2) from Equation (1), we consider the agent flux of a small piece of space Ω . The Brownian motion of infinitely many agents is equivalent to a diffusion process, which implies that the flux caused by the noise is $-\sigma \nabla \rho$. On the other hand, the attraction between agents causes a flow with velocity $\int_{|y-x| \leq R} (y - x) \rho(y, t) dy$ at x ; hence a net outflow equal to the derivative of $\rho(x, t) \int_{|y-x| \leq R} (y - x) \rho(y, t) dy$. Equation (2) follows immediately from mass conservation and the divergence theorem. Regarding the boundary condition, none is necessary if we consider the system on the real line. For the case of an interval, we use Neumann boundary conditions, in this case a reflecting boundary condition since the flux at the boundary should be zero. In the case of different rules other than the *HK* rule or the case of external force, the corresponding mean field equations will be of the same type of advection-diffusion equation with different kernels in the convolution. To simplify our analysis and simulation, we use a periodic boundary condition over the unit interval for the rest of this paper. Equivalently, the system can be regarded on a circle with unit perimeter.

IV. SYSTEM DYNAMICS AND PHASE TRANSITIONS

As we mentioned earlier, the original *HK* system always converges within a number of steps and the final configuration consists of a union of clusters with pairwise distance larger than R . A case of particular interest is that of a single cluster, forming what is commonly called *consensus*. Of course, when noise is added to the system, there is no “final” state to speak of; nevertheless, for the SDE model, one could focus on the averaged long-time behavior of the system as measured by the number of clusters. Intuitively, a higher noise level σ should correspond to more diffused clusters while, for σ above a certain threshold, clusters should break apart and release the agents to move randomly in the unit interval. This intuition is confirmed by simulating (1) for different values of R and σ .

To describe the system quantitatively, we introduce the

order parameter

$$Q(\mathbf{x}) := \frac{1}{N^2} \sum_{i,j=1}^N \mathbf{1}_{|x_i - x_j| \leq R}$$

to measure the edge density of the communication graph. Obviously, $Q = 1$ when a consensus state is reached and it can be easily checked that $Q = 2R/L$ when the agents are uniformly spread (disordered phase).

We highlight an interesting scenario in the SDE model. For small values of σ , a random initial distribution of the agents evolves in the following manner: at the beginning, the attracting forces dominate and break symmetry by forming several clusters. As the clusters are formed, the noise term gradually overtakes the dynamics and produces a jiggling motion of the clusters. The mass center of the clusters follows a Brownian motion of variance σ^2/n , where n is the number of agents in the cluster. Brownian motion in one (and two) dimension(s) is recurrent so, as one would expect, the clusters formed in the early stage will eventually merge almost surely. Such merging process and the corresponding order parameter can be observed in Figure 1 (with the time axis suitably transformed to make the evolution more apparent).

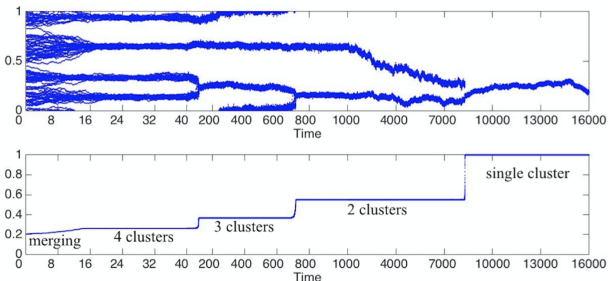


Fig. 1. (Upper) Simulation of the SDE model for noisy HK system with $n = 100$, $\sigma = 0.05$ and $R = 0.1$. At the beginning, several clusters are formed from the random distributed initial profile and later merge with each other. (Lower) The curve of the order parameter Q as a function of the time. Q starts at $2R/L = 0.2$ and then gradually increases during the merging process. Then after several jumps, Q finally reaches 1, which represents the single cluster phase. The time axes in both figures are suitably transformed to make the evolution more apparent.

A low noise level σ corresponds to clustered phase in which a single cluster performs a random walk. Conversely, a large value of σ is associated with a disordered phase, as the noise comes to dominate the dynamics and render the attraction between agents negligible. Our simulations reveal a bistable behavior. As σ increases and crosses a certain threshold, the cluster becomes dispersed and finally fills up the space. When σ approaches the critical point, some agents may escape the main cluster and travel through space but eventually return to the cluster. In general, clusters widen as σ grows. This observation will be explained in Section V.

To better understand the bistability of the system, we carefully calculated the time-averaged order-parameter for different parameter pairs (R, σ) in the region $[0, 0.35] \times [0, 0.17]$. The resulting phase diagram is demonstrated in Figure 3. Figure 3 suggests that $Q(\mathbf{x})$ is discontinuous near

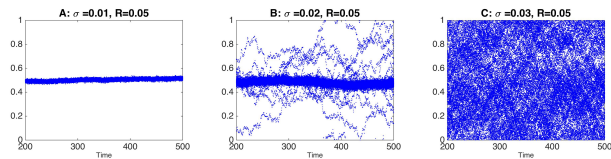


Fig. 2. Simulations of three independent systems, for $N = 300$, $R = 0.05$, and $\sigma = 0.01(A)$, $0.02(B)$, $0.03(C)$. The display is limited to the time window $[200, 500]$. For visualizing purposes, only 100 randomly chosen agents are plotted to avoid saturation, and the diagram is shifted to keep the cluster around the center. The positions of the parameter pairs in the phase diagram are shown in Figure 3.

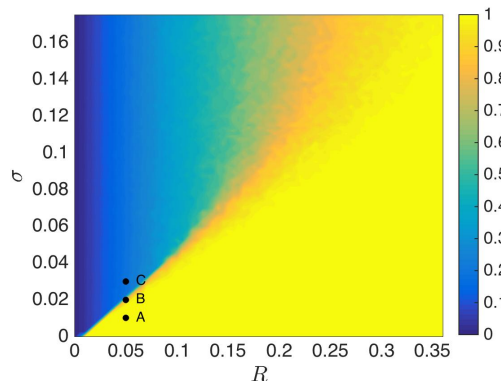


Fig. 3. Phase diagram for the SDE model. The color scale represents the value of Q for $L = 1$, $N = 300$, and $t = 10^5$, the latter being large enough to ensure that the system has reached steady state. We note the existence of a phase transition for small σ consisting of a line separating clustered and disordered states. The transition line vanishes at higher noise level. The dynamics of the systems at A , B and C are shown in Figure 2.

the origin but the discontinuity vanishes for large R . In fact, when the interval length R is large, the noise level σ need to be comparably large to overcome the attracting forces among the agents. The distinction between the clustered phase and the disordered one becomes blurry for large (R, σ) and the phase transition ceases to be observable. This is the region where the boundary effect comes up.

In general, the periodic boundary condition we adopted helps the agents escaped from the cluster to be absorbed back. This is because the escaped agents can come back from either side of the cluster. For the noisy HK system on the real line, on the other hand, it is much more difficult for escaped agents to join the cluster again since the random walk will be null-recurrent [26].

V. ANALYSIS OF THE CLUSTERED PHASE

We analyze the long-time profile of the clustered phase with respect to the interval length R and the noise level σ . An important difference with the original noiseless HK system is that clusters do not form single points but evolving intervals of moving points. We seek conditions on (R, σ) to make the clusters stable.

a) *The SDE model.*: If we assume that the widths of the clusters are smaller than $2R$, then the drift term becomes simpler. Indeed, suppose there are n agents in the cluster and let $g(t) = \frac{1}{n} \sum_{i=1}^n x_i(t)$ denote the center of mass. The equations for $x_i(t)$ and $g(t)$ become $dx_i =$

$\frac{n}{N}(g(t) - x_i) dt + \sigma dW_t^{(i)}$ and $dg = \frac{\sigma}{n} \sum_{i=1}^n dW_t^{(i)}$. Then it is straightforward to see that

$$dx_i = -\frac{n}{N}x_i dt + \sigma dW_t^{(i)} + \frac{\sigma}{N} \sum_{k=1}^n dW_t^{(k)}. \quad (3)$$

Pick one cluster and assume that all of its agents are initially placed at the origin. They will oscillate in Brownian motion while being pulled back to the origin because of the first term of (3). It follows that the invariant measure of the stochastic differential equation above provides a faithful description of the local profile. Since the SDE (3) is linear in $\mathbf{x} = (x_1, \dots, x_n)$ and the diffusion term is constant, it describes a Gaussian process; therefore, it suffices to study the first two moments of the vector \mathbf{x} to provide its complete characterization in distribution. Using Itô calculus, we obtain the following moment equations:

$$\begin{aligned} d\mathbb{E}x_i &= -\frac{n}{N}\mathbb{E}x_i dt, \\ d\mathbb{E}x_i x_j &= \left(-\frac{2n}{N}\mathbb{E}x_i x_j + \sigma^2(\Sigma\Sigma^T)_{ij} \right) dt, \end{aligned}$$

where $\Sigma_{ij} = \frac{1}{N} + \delta_{ij}$. This implies that

$$\mathbb{E}x_i x_j = \frac{N\sigma^2}{2n}(\Sigma\Sigma^T)_{ij}(1 - e^{-2nt/N}).$$

Hence, at steady state,

$$\mathbb{E}x_i = 0 \quad \text{and} \quad \mathbb{E}x_i x_j = \frac{N\sigma^2}{2n}(\Sigma\Sigma^T)_{ij}.$$

This implies a Gaussian profile at steady state of the form $x_i \sim \mathcal{N}(0, \frac{N\sigma^2}{2n}\Sigma\Sigma^T)$. Notice that the covariance matrix $\frac{N\sigma^2}{2n}\Sigma\Sigma^T$ has one-fold eigenvalue $(1 + \frac{n}{2N} + \frac{N}{2n})\sigma^2$ and $(n-1)$ -fold eigenvalue $\frac{N\sigma^2}{2n}$. Therefore the cluster size depends linearly on σ . Furthermore, since these two eigenvalues both decrease when n increases from 1 to N , the cluster size actually increases as the number of agents declines. This result may seem counterintuitive at a first glance because more agents are naturally associated with larger clusters. In the SDE model, however, more agents lead to stronger attraction to the mass center, which results in smaller-size clusters.

b) The PDE model.: The clustered phase corresponds to a steady solution of (2). Asymptotic analysis shows that the clusters are locally Gaussian. Again, we assume that the clustered phase is stable for the given parameters R and σ . In addition, we focus on the case where R is much smaller than $L = 1$. By (2), the steady-state equation can be expressed as

$$\left(\rho(x) \int_{x-R}^{x+R} (y-x)\rho(y) dy \right)' = \frac{\sigma^2}{2}\rho''(x). \quad (4)$$

After integrating the above equation once, we have

$$\rho(x) \int_{x-R}^{x+R} (y-x)\rho(y) dy = \frac{\sigma^2}{2}\rho'(x) + C_1. \quad (5)$$

Note that $\rho(x) \equiv 1$ is a solution for $C_1 = 0$. For a single-cluster profile, we may assume without loss of generality

that the cluster is centered around 0 and the solution is symmetric: $\rho(x) = \rho(-x)$. By periodicity, we can confine our analysis to the interval $[-\frac{1}{2}, \frac{1}{2}]$, which implies $C_1 = 0$. Rearranging and integrating (5) once more yields

$$\rho(x) = \rho(0) \exp \left\{ \frac{2}{\sigma^2} \int_{-1/2}^{1/2} K(x,y)\rho(y) dy \right\}, \quad (6)$$

where

$$K(x,y) = \int_0^x (y-\xi) \mathbf{1}_{|y-\xi| \leq R} d\xi. \quad (7)$$

Here we provide an asymptotic solution for small σ :

$$\rho_0(x) = C e^{-\min\{x^2, R^2\}/\sigma^2}. \quad (8)$$

where the normalization constant C ensures summation to 1. This asymptotic solution solves (6) up to the leading term. The check up process is straightforward and routine, and hence we omit the details.

We have thus established that, in the presence of a low level of noise, the single-cluster steady state has a Gaussian profile with variance $\sigma^2/2$ near the cluster with exponential error decay as function of σ . Notice that convex combinations of cluster profiles of the form (8) but centered at different locations in (4) generate error terms in $O(\sigma)$ as long as the distances between clusters are large enough to eliminate inter-cluster interaction. As a result, multiple Gaussians are also steady-state solutions in the σ -error sense as long as the Gaussians are well-separated. The asymptotic solution (8) matches remarkably well the simulation results for the PDE model given in Section IV.

VI. THE DISORDERED PHASE AND THE $2R$ -CONJECTURE

In order to find the region where the disordered phase is stable, we conduct linear stability analysis with ansatz $\rho(\mathbf{x}, t) = 1 + p(t)e^{2\pi i \mathbf{k} \cdot \mathbf{x}}$ ($\mathbf{k} = (k_1, k_2, \dots, k_d)$) to the mean-field Fokker-Planck equation in dimension d with periodic boundary conditions in the unit cube (that is, reducing each coordinate modulo $L = 1$):

$$\begin{aligned} \frac{\partial}{\partial t} \rho(\mathbf{x}, t) &= \nabla \cdot \left(\rho(\mathbf{x}, t) \int_{\|\mathbf{x}-\mathbf{y}\| \leq R} (\mathbf{x}-\mathbf{y})\rho(\mathbf{y}, t) d\mathbf{y} \right) \\ &\quad + \frac{\sigma^2}{2} \Delta \rho(\mathbf{x}, t), \end{aligned}$$

with the initial value $\rho(\mathbf{x}, 0) = \rho_0(\mathbf{x})$ and under the constraint $\int_0^1 \rho(\mathbf{x}, t) d\mathbf{x} = 1$. The main idea behind the linear stability analysis is that we give the uniform solution $\rho(\mathbf{x}, t) = 1$ a small perturbation, obtain a linear differential equation for $p(t)$ by ignoring its higher order terms, and see whether the magnitude of the perturbation, $p(t)$, will amplify or vanish. The fact that $p(t)$ will amplify is sufficient for the disordered phase to be unstable, since being stable means that the disordered state is resistant to any kinds of perturbation. Gram-Schmidt orthogonalization guarantees that we could find an orthogonal matrix M such that the first row of M is \mathbf{k}/K , where $K := \|\mathbf{k}\|_2$. By defining $\mathbf{z} = M\mathbf{y}$, we then have $z_1 = \mathbf{k} \cdot \mathbf{y}/K$. Now let $s = 2\pi KR$ and plug in the

ansatz $\rho(\mathbf{x}, t) = 1 + p(t)e^{2\pi i \mathbf{k} \cdot \mathbf{x}}$. For p small enough, this gives us

$$\begin{aligned}
& p_t e^{2\pi i \mathbf{k} \cdot \mathbf{x}} \\
&= -\nabla \cdot \left((1 + p e^{2\pi i \mathbf{k} \cdot \mathbf{x}}) \int_{\|\mathbf{y}\| \leq R} \mathbf{y} p e^{2\pi i \mathbf{k} \cdot (\mathbf{x} + \mathbf{y})} d\mathbf{y} \right) \\
&\quad - 2\pi^2 \sigma^2 K^2 p e^{2\pi i \mathbf{k} \cdot \mathbf{x}} \\
&\approx -2\pi i p e^{2\pi i \mathbf{k} \cdot \mathbf{x}} \int_{\|\mathbf{y}\| \leq R} \mathbf{k} \cdot \mathbf{y} e^{2\pi i \mathbf{k} \cdot \mathbf{y}} d\mathbf{y} - 2\pi^2 \sigma^2 K^2 p e^{2\pi i \mathbf{k} \cdot \mathbf{x}} \\
&\approx -2\pi i p e^{2\pi i \mathbf{k} \cdot \mathbf{x}} \int_{\|\mathbf{z}\| \leq R} K z_1 e^{2\pi i K z_1} dz - 2\pi^2 \sigma^2 K^2 p e^{2\pi i \mathbf{k} \cdot \mathbf{x}} \\
&\approx s R p e^{2\pi i \mathbf{k} \cdot \mathbf{x}} \int_{\|z\| \leq 1} z_1 e^{i s z_1} dz - 2\pi^2 \sigma^2 K^2 p e^{2\pi i \mathbf{k} \cdot \mathbf{x}}.
\end{aligned}$$

This results in the ODE

$$\begin{aligned}
p_t &= R \left(s \int_{\|z\| \leq 1} z_1 \sin(s z_1) dz - \frac{\sigma^2}{2R^3} s^2 \right) p \\
&= 2R p \left(\frac{\sin s}{s} - \cos s - \frac{\sigma^2}{4R^3} s^2 \right).
\end{aligned}$$

In dimension $d = 1$, the ODE reduces to $p_t/p = 2R f_\gamma(s)$, where $\gamma := \sigma^2/4R^3$ and $f_\gamma(s)$ is defined as

$$f_\gamma(s) = \frac{\sin s}{s} - \cos s - \gamma s^2. \quad (9)$$

When $f_\gamma(s) \leq 0$ for all $s = 2k\pi R$, small perturbation to $\rho = 1$ will decay and finally vanish. On the other hand, if some k makes $f_\gamma(s) > 0$, then $\rho = 1$ is no longer stable and the system yields a clustered phase. Since its first two terms in (9) are bounded, $f_\gamma(s) < 0$ for all $s > s_0$ and $\gamma > 0$, which means that the high frequency modes are all stable. On the other hand, when $\gamma = 0$ (the noiseless model), $f_\gamma(s)$ behaves like $-\cos s$ for s large enough, which implies that $f_\gamma(s)$ can be positive for infinitely many frequencies. When $\gamma > 0.012$, $f_\gamma(s) > 0$ only over an interval of the form $[0, s_1]$, corresponding to the low frequency modes. As γ increases, s_1 shrinks to become nearly 0 at $\gamma = \frac{1}{3}$.

A. The unstable zone for the disordered phase.

When the noise level σ is very small, the clustering effect of the system dominates and the system falls within the clustered phase. A Taylor expansion of $f_\gamma(s)$ shows that it can take on positive values as long as $\gamma < \frac{1}{3}$, which gives us the critical curve $\sigma^2 = \frac{4}{3}R^3$. Below this curve lies the unstable zone for the disordered phase in which symmetry breaking fragments the constant solution $\rho = 1$ into separate clusters.

It should be noted that this boundary is accurate when R is small enough, since a suitable frequency k can always be found such that $f_\gamma(s) > 0$, hence making the disordered phase unstable. Conversely, for large R , $f_\gamma(s)$ could be negative for all k , conferring stability, even though $f_\gamma(s) > 0$ for some $s < 2\pi R$.

Global stability conditions were discovered in [27], showing that an unstable region for clustered phase lies above the curve $\sigma^2 = 2(R + R^2/\sqrt{3})/\pi$. Combining these two results, we see that the two phases can coexist between the

two curves, which agrees with our simulations of the SDE—see (1) and Figures 3 and 4.

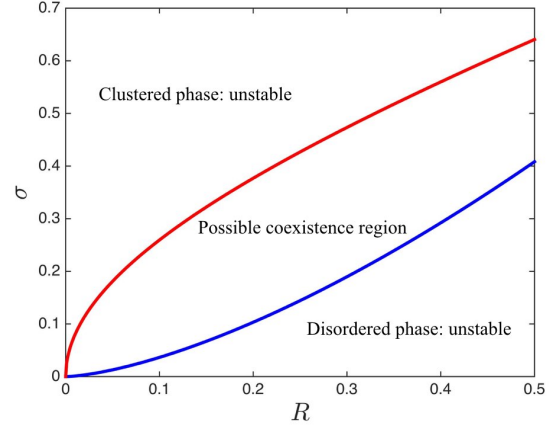


Fig. 4. Unstable zones for the disordered and clustered phases

B. Supporting the $2R$ conjecture.

The conjecture in questions refers to the original (noiseless) HK model: it states that, if the agents starts out uniformly distributed in $[0, 1]$, they will converge toward clusters separated by distance of roughly $2R$, thus setting their number close to the value $1/2R$. This assumes that N and $1/R$ are large enough. To address this conjecture in the PDE model, we must confine γ to the range $[0, \frac{1}{3}]$ to make the clustered phase stable and then ask how many clusters one should expect.

We first rule out the case $s > 2\pi$ by considering the pairwise distance of the resulting clusters. Notice that when $s > 2\pi$, k is then larger than $1/R$. Even if the wave $e^{2\pi i k x}$ grows, it cannot exist for too long since the pairwise distance of the clusters would be smaller than R . Therefore for this class of waves, no matter whether they are initially stable or unstable during the perturbation, they will not contribute to the final profile of the system. Then it is safe to focus on the interval $s \in [0, 2\pi]$. The expected number of clusters is given by the value of s that maximizes $f_\gamma(s)$. Numerical calculation shows that the root of $f'_\gamma(s) = 0$ (the peak's location) shifts to the left as γ grows from 0 to $\frac{1}{3}$. This implies that the number of clusters $k = s/(2\pi R)$ decreases as the noise level rises. The $2R$ conjecture corresponds to the case $\gamma = 0$. Numerical calculation indicates that the smallest nonzero root of $f'_0(s)$ is $s^* = 2.7437$. It follows that the expected number of final clusters is equal to

$$k^* = \frac{s^*}{2\pi R} = \frac{1}{2.29R}.$$

Note that the bound comes fairly close to the number observed experimentally for HK systems with a finite number of agents [10].

c) *The higher-dimensional case.*: In higher dimensions, we have to consider functions of the form

$$F_\gamma(s) := \frac{1}{2}s \int_{\|z\| \leq 1} z_1 \sin(s z_1) dz - \gamma s^2.$$

For the forbidden zone of the disordered phase, we can use a Taylor expansion for F_γ in s to determine the critical noise level σ for a given R . Let S_{d-1} denote the area of the unit sphere in dimension d . It is well known that $S_1 = 2\pi$ and $S_2 = 4\pi$. For general d , we have

$$S_{d-1} = \frac{2\pi^{d/2}}{\Gamma(\frac{d}{2})}, \quad \text{where } \Gamma(s) := \int_0^\infty x^{s-1} e^{-x} dx.$$

It follows that

$$\begin{aligned} F_\gamma(s) &\approx \frac{1}{2}s \int_{\|z\| \leq 1} sz_1^2 dz - \gamma s^2 \\ &\approx \frac{s^2}{2d} \int_{\|z\| \leq 1} \|z\|^2 dz - \gamma s^2 \\ &\approx \frac{s^2}{2d} \int_0^1 S_{d-1} r^{d+1} dr - \gamma s^2 \\ &\approx \left(\frac{\pi^{d/2}}{d(d+2)\Gamma(\frac{d}{2})} - \gamma \right) s^2. \end{aligned}$$

The above expansion gives us the boundary at which the disordered phase loses stability:

$$\sigma^2 = \frac{4\pi^{d/2}}{d(d+2)\Gamma(\frac{d}{2})} R^3.$$

Notice that the right-hand side equals $\frac{\pi}{2} R^3 > \frac{4}{3} R^3$ when $d = 2$, which means that in two dimensions we need even larger noise to make the disordered phase stable. As the dimension grows, however, the Gamma function will bring the noise level down to zero and the disordered phase will dominate unless the system becomes essentially noiseless.

VII. CONCLUSIONS

The contribution of this paper is an analysis of the clustering modes of the noisy Hegselmann-Krause model. We have provided theoretical insights, validated by numerical simulations, into the stochastic differential equation model for a finite number of agents and the Fokker-Planck model for the mean-field approximation in the thermodynamic limit. In the SDE model, we have shown that the system exhibits either disorder or single-cluster profile. We have proposed an order parameter based on the edges density of the communication graph to describe the phase transition. In the PDE model, we used linear stability analysis to find a forbidden zone for disordered phase in which the constant solution cannot survive in the long run. Most important, we provided a theoretical explanation, the first to our knowledge, for the $2R$ conjecture.

ACKNOWLEDGMENTS

We wish to thank the anonymous referees for their detailed, helpful comments.

REFERENCES

[1] Robert Axelrod. *The evolution of cooperation*. Basic Books, 2006.
[2] Vincent D. Blondel, Julien M. Hendrickx, and John N. Tsitsiklis. On Krause's multi-agent consensus model with state-dependent connectivity. *Automatic Control, IEEE Transactions on*, 54(11):2586–2597, 2009.

[3] Claudio Castellano, Santo Fortunato, and Vittorio Loreto. Statistical physics of social dynamics. *Reviews of modern physics*, 81(2):591, 2009.
[4] Bernard Chazelle. Diffusive influence systems. *SIAM Journal on Computing*, 44(5):1403–1442, 2015.
[5] Bernard Chazelle. An algorithmic approach to collective behavior. *Journal of Statistical Physics*, 158:514–548, 2015.
[6] David Easley and Jon Kleinberg. *Networks, Crowds, and Markets: Reasoning About a Highly Connected World*. Cambridge Univ. Press, 2010.
[7] Ali Jadbabaie, Jie Lin, and A. Stephen Morse. Coordination of groups of mobile autonomous agents using nearest neighbor rules. *IEEE Trans. Automatic Control*, 48:988–1001, 2003.
[8] Bernard Chazelle. The total s-energy of a multiagent system. *SIAM Journal on Control and Optimization*, 49(4):1680–1706, 2011.
[9] Luc Moreau. Stability of multiagent systems with time-dependent communication links. *Automatic Control, IEEE Transactions on*, 50(2):169–182, 2005.
[10] Vincent D Blondel, Julien M Hendrickx, and John N Tsitsiklis. On the $2r$ conjecture for multi-agent systems. In *Control Conference (ECC), 2007 European*, pages 874–881. IEEE, 2007.
[11] Miguel Pineda, Raúl Toral, and Emilio Hernández-García. The noisy Hegselmann-Krause model for opinion dynamics. *The European Physical Journal B*, 86(12):1–10, 2013.
[12] Julien Hendrickx and Vincent Blondel. Convergence of different linear and non-linear Vicsek models. In *Proc. 17th Int. Symp. Math. Theory Networks Syst. (MTNS 2006)*, pages 1229–1240, 2006.
[13] Jan Lorenz. A stabilization theorem for dynamics of continuous opinions. *Physica A: Statistical Mechanics and its Applications*, 355(1):217–223, 2005.
[14] Arnab Bhattacharyya, Mark Braverman, Bernard Chazelle, and Huy L. Nguyen. On the convergence of the Hegselmann-Krause system. In *Proceedings of the 4th conference on Innovations in Theoretical Computer Science*, pages 61–66. ACM, 2013.
[15] Soheil Mohajer and Behrouz Touri. On convergence rate of scalar hegselmann-krause dynamics. In *Proceedings of the IEEE American Control Conference (ACC)*, 2013.
[16] Edwin Wedin and Peter Hegarty. A quadratic lower bound for the convergence rate in the one-dimensional hegselmann-krause bounded confidence dynamics. *Discrete & Computational Geometry*, 53(2):478–486, 2015.
[17] Anders Martinsson. An improved energy argument for the hegselmann-krause model. *Journal of Difference Equations and Applications*, pages 1–6, 2015.
[18] Sascha Kurz. Optimal control of the freezing time in the hegselmann-krause dynamics. *Journal of Difference Equations and Applications*, 21(8):633–648, 2015.
[19] Santo Fortunato. On the consensus threshold for the opinion dynamics of Krause-Hegselmann. *International Journal of Modern Physics C*, 16(02):259–270, 2005.
[20] Sonia Martínez, Francesco Bullo, Jorge Cortés, and Emilio Frazzoli. On synchronous robotic networks – part ii: Time complexity of rendezvous and deployment algorithms. *Automatic Control, IEEE Transactions on*, 52(12):2214–2226, 2007.
[21] Behrouz Touri and Angelia Nedić. Discrete-time opinion dynamics. In *2011 Conference Record of the Forty-Fifth Asilomar Conference on Signals, Systems and Computers (ASILOMAR)*, 2011.
[22] Jan Lorenz. Consensus strikes back in the hegselmann-krause model of continuous opinion dynamics under bounded confidence. *Journal of Artificial Societies and Social Simulation*, 9(1):8, 2006.
[23] Bernard Chazelle and Chu Wang. Inertial Hegselmann-Krause systems. In *Proceedings of the IEEE American Control Conference (ACC)*, pages 1936–1941, 2016.
[24] Guillaume Deffuant, David Neau, Frederic Amblard, and Gérard Weisbuch. Mixing beliefs among interacting agents. *Advances in Complex Systems*, 3(01n04):87–98, 2000.
[25] Josselin Garnier, George Papanicolaou, and Tzu-Wei Yang. Consensus convergence with stochastic effects. *CoRR*, abs/1508.07313, 2015.
[26] James R Norris. *Markov chains*. Cambridge university press, 1998.
[27] B. Chazelle, Q. Jiu, Q. Li, and C. Wang. Well-posedness of the limiting equation of a noisy consensus model in opinion dynamics. *ArXiv e-prints*, October 2015.