



# Machine Language

# A paradox



grader.c

```
enum {BUFSIZE = 48};

char grade = 'D';
char name[BUFSIZE];

/* Read a string into s */
void readString(char *s) {
    char buf[BUFSIZE];
    int i = 0;  int c;

    /* Read string into buf[] */
    for (;;) {
        c = fgetc(stdin);
        if (c == EOF || c == '\n')
            break;
        buf[i] = c;
        i++;
    }
    /* Copy buf[] to s[] */
    buf[i] = '\0';
    for (i = 0; i < BUFSIZE; i++)
        s[i] = buf[i];
}
```

```
int main(void) {
    printf("What is your name?\n");
    readString(name);
    if (strcmp(name, "Andrew") == 0)
        grade = 'B';
    printf("%c is your grade, %s.\n",
           grade, name);
    return 0;
}
```

What is your name?

*Bob*

D is your grade, Bob.

What is your name?

*Andrew*

B is your grade, Andrew.

What is your name?

*[fill in something here]*

A is your grade, Susan.

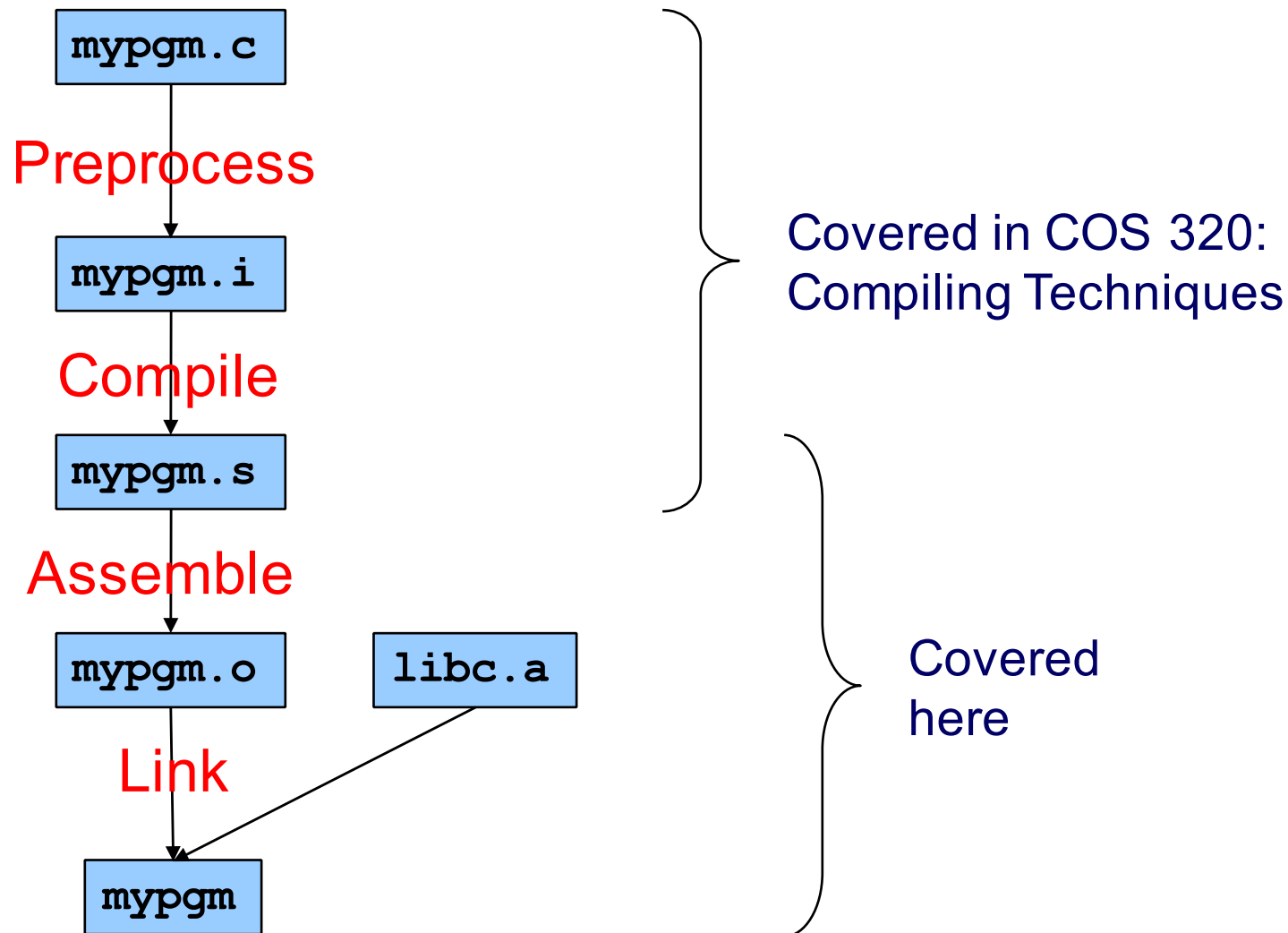
# Machine language



## This lecture is about

- machine language (in general)
- x86-64 machine language (in particular)
- The assembly and linking processes
- Amusing and important applications to computer security  
(and therefore, Programming Assignment 5, Buffer Overrun)

# The Build Process



# Instruction Set Architecture (ISA)



There are many kinds of computer chips out there:

Intel x86 series

IBM PowerPC

ARM

RISC-V

MIPS

(and, in the old days, dozens more)

Each of these different  
“machine architectures”  
understands a different  
*machine language*

# CISC and RISC styles of machine language



CISC	RISC
<b>Complex, powerful</b> instructions	<b>Simple</b> do-only-one-thing instructions
<b>Many</b> memory addressing modes (direct, indirect, base+displacement, indexed, scaled indexed)	<b>Few</b> memory addressing modes (typically only base+displacement)
Hardware interpretation is <b>complex</b>	Hardware interpretation is <b>simple</b>
Need relatively <b>few</b> instructions to accomplish a given job	Need <b>more</b> instructions to accomplish a given job
Example: x86-64	Examples: ARM, PowerPC

Energy efficient; battery lasts longer!



# Agenda



## x86-64 Machine Language

Buffer overrun vulnerabilities

x86-64 Machine Language after Assembly

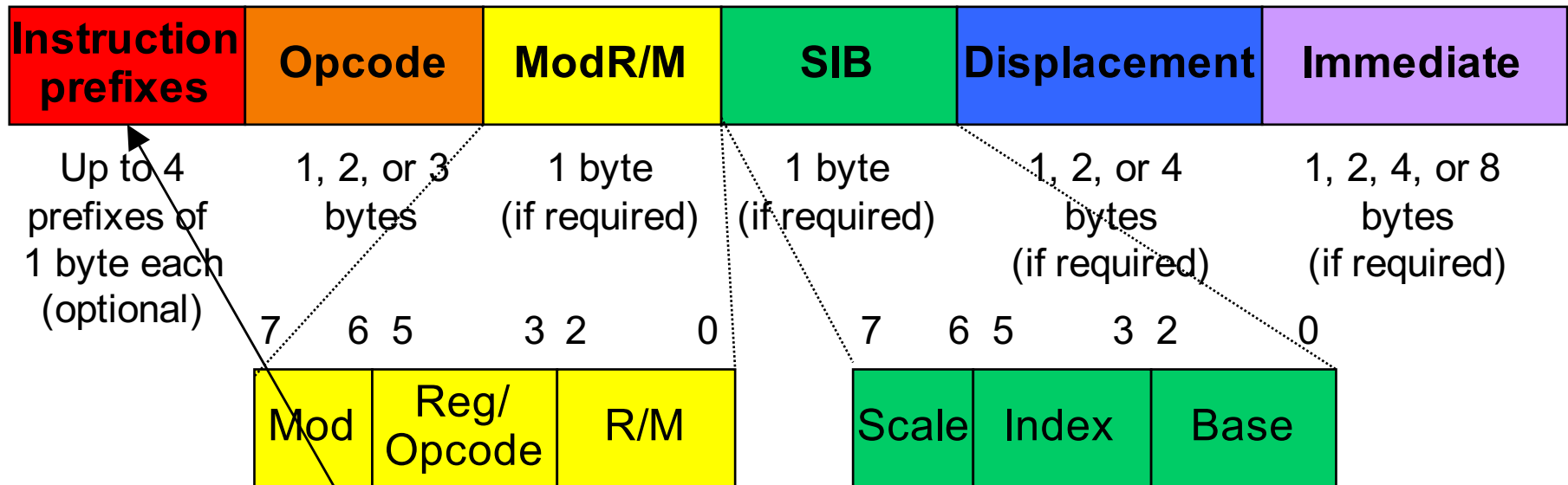
x86-64 Machine Language after Linking

Assembly Language: `addq %rax, %rbx`

Machine Language: `01001000 00000001 11000011`

# x86-64 Instruction Format

Difficult to generalize about x86-64 instruction format; many instructions use this format

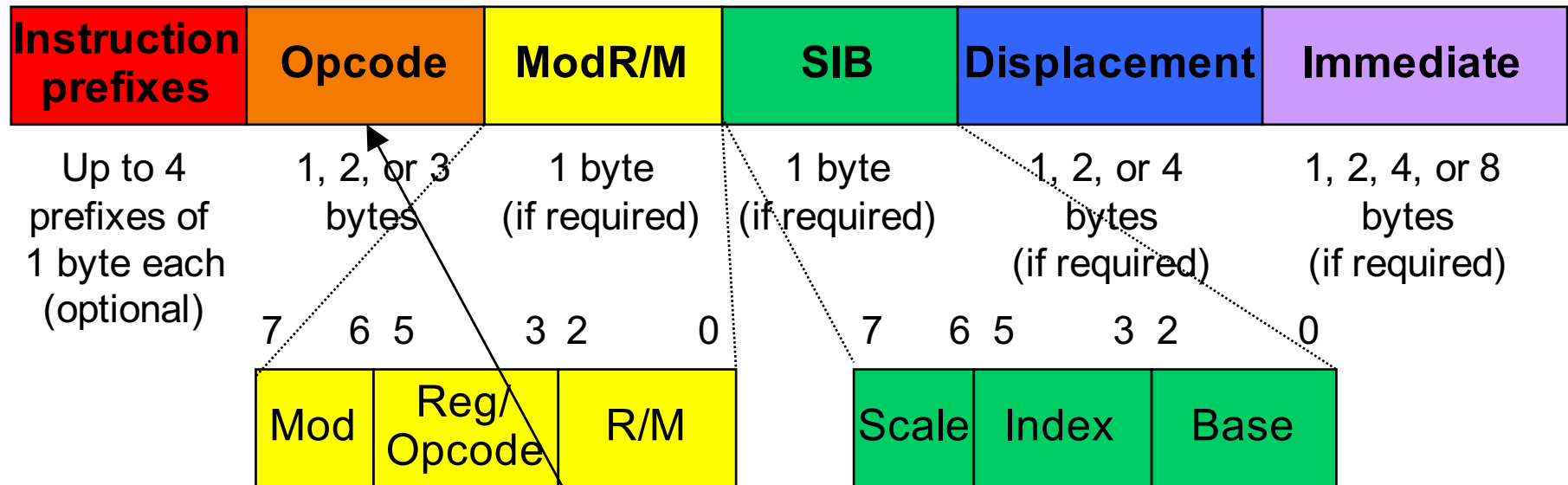


## Instruction prefix

- Sometimes a repeat count
- Rarely used; don't be concerned



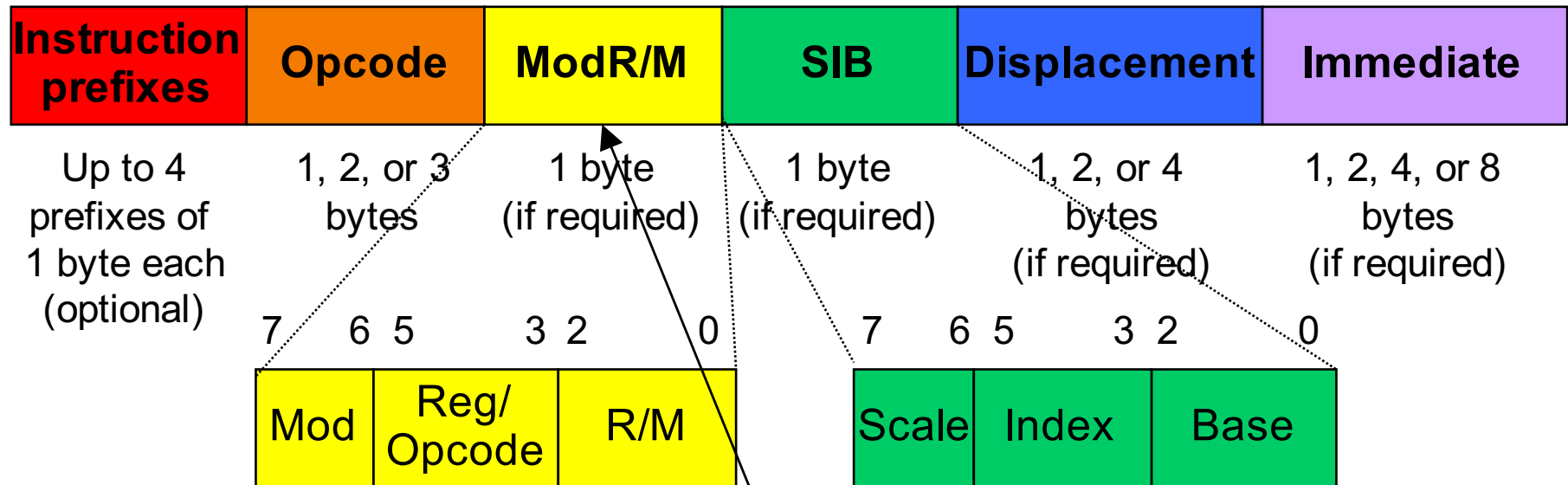
# x86-64 Instruction Format (cont.)



## Opcode

- Specifies which operation should be performed
  - Add, move, call, etc.
- Sometimes specifies additional (or less) information

# x86-64 Instruction Format (cont.)



## ModR/M (register mode, register/opcode, register/memory)

- Specifies types of operands (immediate, register, memory)
- Specifies sizes of operands (byte, word, long)
- Sometimes contains an extension of the opcode

# x86-64 Instruction Format (cont.)



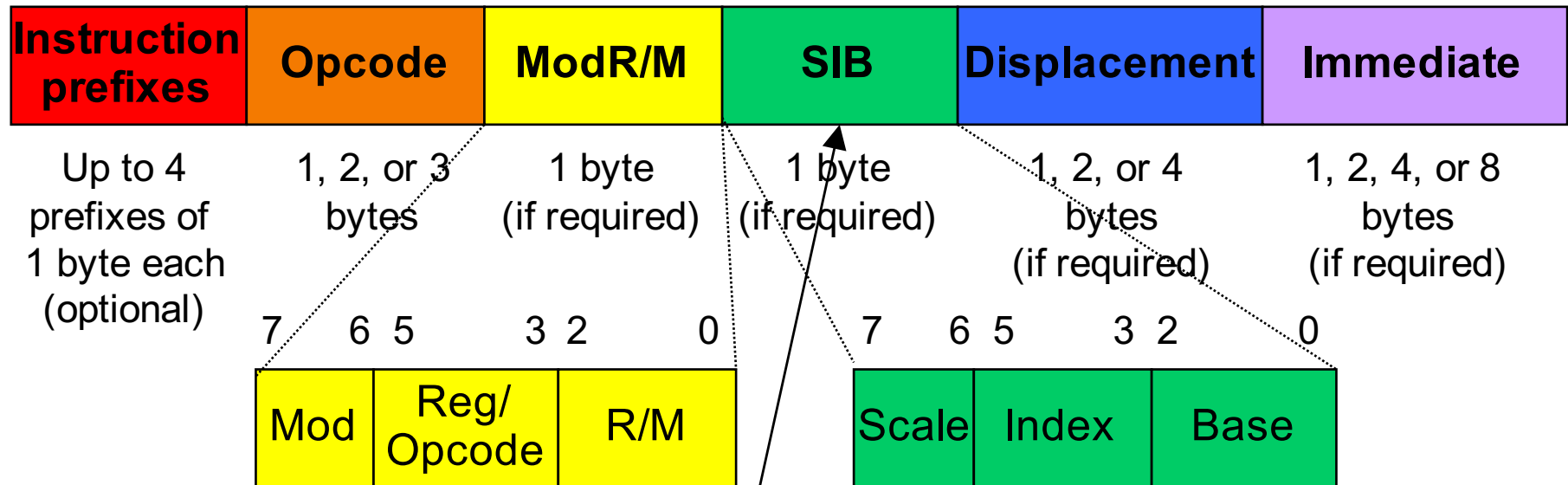
Sometimes 3 bits in ModR/M byte, along with extra bit in another field, specify a register

- For 8-byte registers:

<u>Extra</u>	<u>ModR/M</u>	<u>Register</u>
0	000	RAX
0	001	RCX
0	010	RDX
0	011	RBX
0	100	RSP
0	101	RBP
0	110	RSI
0	111	RDI
1	000	R8
1	001	R9
1	010	R10
1	011	R11
1	100	R12
1	101	R13
1	110	R14
1	111	R15

Similar mappings exist for 4-byte, 2-byte and 1-byte registers

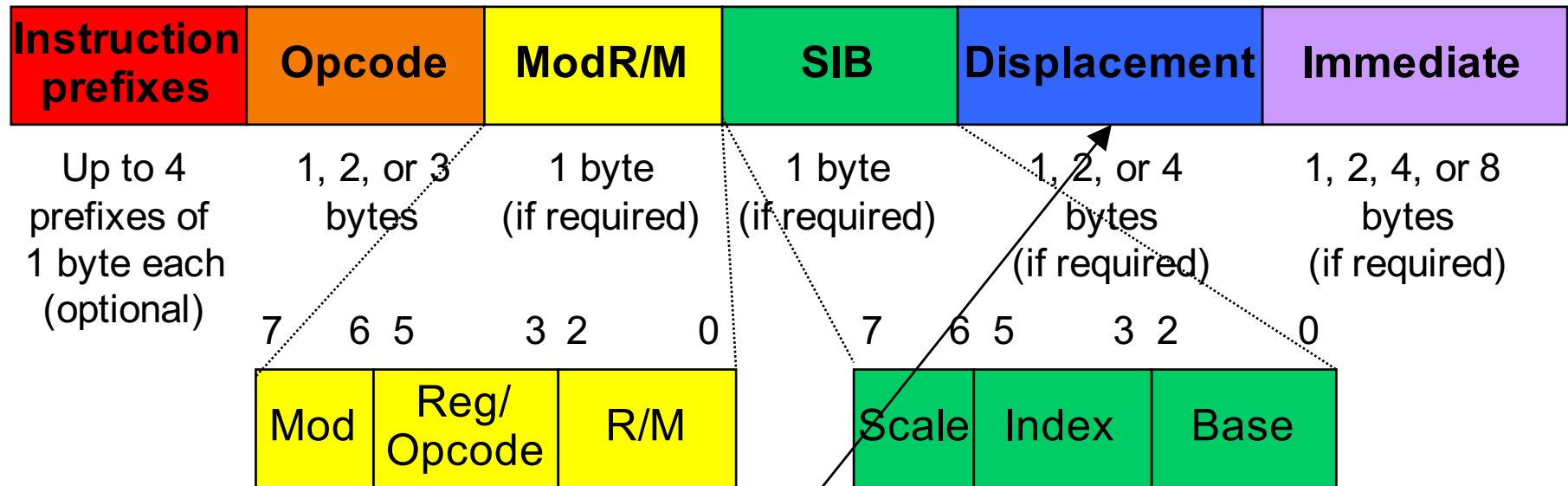
# x86-64 Instruction Format (cont.)



## SIB (scale, index, base)

- Used when one of the operands is a memory operand that uses a **scale**, an **index** register, and/or a **base** register

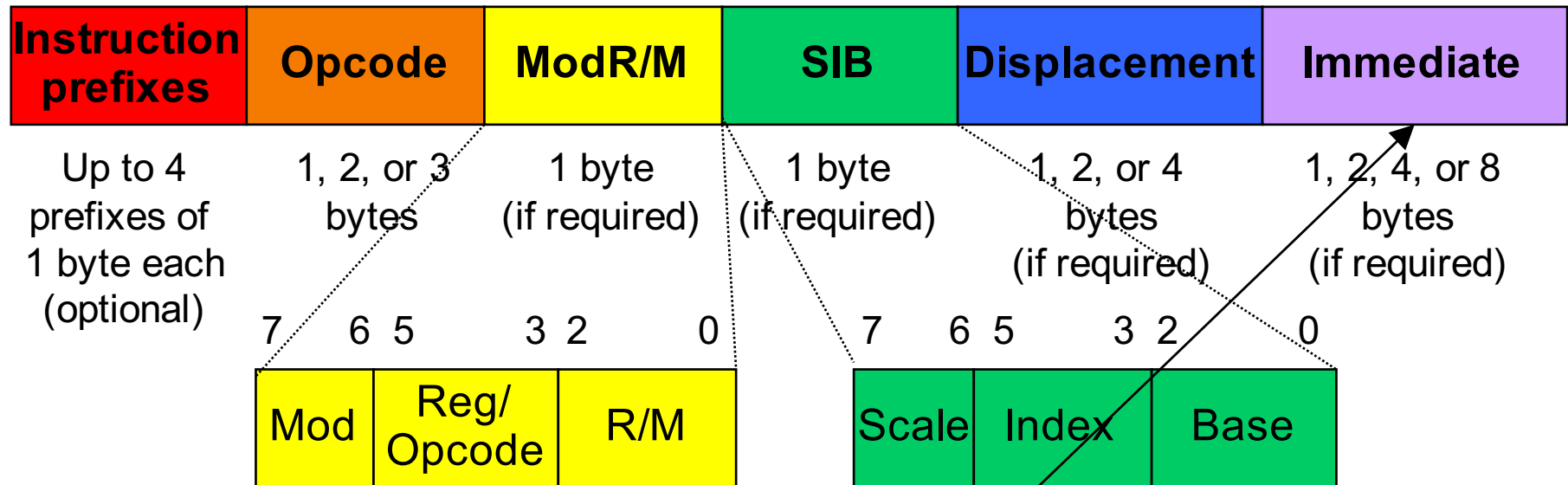
# x86-64 Instruction Format (cont.)



## Displacement

- Part of memory operand, or...
- In jump and call instructions, indicates the displacement between the destination instruction and the jump/call instruction
  - More precisely, indicates:
 
$$[\text{addr of destination instr}] - [\text{addr of instr following the jump/call}]$$
- Uses little-endian byte order

# x86-64 Instruction Format (cont.)



## Immediate

- Specifies an immediate operand
- Uses little-endian byte order

# Example 1



**Assembly lang:**            `addq %rax, %rbx`

**Machine lang:**            `4801c3`

**Explanation:**

`01001000 00000001 11000011`

**Opcode:** This is an add instruction whose src operand is an 8-byte register or memory operand and whose dest operand is a 8-byte register

**ModR/M:** The M field of the ModR/M byte designates a register

**ModR/M:** The src register is RAX

**ModR/M:** The dest register is RBX

**Observation:** Sometimes opcode specifies operation (e.g. add) and format(s) of operand(s)

<u>Extra</u>	<u>ModR/M</u>	<u>Register</u>
0	000	RAX/EAX
0	001	RCX/ECX
0	010	RDX/EDX
0	011	RBX/EBX
0	100	RSP/ESP
0	101	RBP/EBP
0	110	RSI/ESI
0	111	RDI/EDI

# Example 2



**Assembly lang:** `movl $1, %ebx`

**Machine lang:** `bb01000000`

**Explanation:**

`10111011 00000001 00000000 00000000 00000000`

**Opcode:** This is a mov instruction whose src operand is a 4-byte immediate

**Opcode:** the destination operand is the EBX register

**Immediate:** The immediate operand is 1

**Observation:** Sometimes opcode specifies operation and operand(s)

**Observation:** Immediate operands are in little-endian byte order



# Examples 3, 4



**Assembly lang:**            `pushq %rax`

**Machine lang:**            `50`

**Explanation:**

`01010000`

Opcode: This is a `pushq %rax` instruction

**Assembly lang:**            `pushq %rcx`

**Machine lang:**            `51`

**Explanation:**

`01010001`

Opcode: This is a `pushq %rcx` instruction

**Observation:** Sometimes opcode specifies operation and operand(s)

**Observation:** `pushq` is used often, so is optimized into 1 byte

# Example 5



**Assembly lang:** `movl -8(%eax,%ebx,4), %edx`

**Machine lang:** `678b5498f8`

**Explanation:**

`10100111 10001011 01010100 10011000 11111000`

**Opcode:** This is a `mov` instruction whose `src` operand is a 4-byte register or memory operand and whose `dest` operand is a 4-byte register

**ModR/M:** The `src` operand is a register, the `dest` operand is of the form `disp(base,index,scale)`, the base and index registers are 4-byte registers, and the `disp` is one-byte

**ModR/M:** The destination register is `EDX`

**SIB:** The scale is 4

**SIB:** The index register is `EBX`

**SIB:** The base reg is `EAX`

**Displacement:** The `disp` is `-8`

**Observation:** Two's complement notation

**Observation:** Complicated!!!

# Agenda



x86-64 Machine Language

**Buffer overrun vulnerabilities**

x86-64 Machine Language after Assembly

x86-64 Machine Language after Linking

# A program



`% a.out`

*What is your name?*

**John Smith**

*Thank you, John Smith.*

`%`

```
#include <stdio.h>
int main(int argc, char **argv) {
    char name[12]; int i;
    printf("What is your name?\n");
    for (i=0; ; i++) {
        int c = getchar();
        if (c=='\n' || c ==EOF) break;
        name[i] = c;
    }
    name[i]='\0';
    printf("Thank you, %s.\n", name);
    return 0;
}
```

# Why did this program crash?



% a.out

*What is your name?*

*adsl157asdkhj5jkl ds;ahj5;klsaduj5klysd uk15aujksd5ukals;5uj;akukla*

*Segmentation fault*

%

```
#include <stdio.h>
int main(int argc, char **argv) {
    char name[12]; int i;
    printf("What is your name?\n");
    for (i=0; ; i++) {
        int c = getchar();
        if (c=='\n' || c ==EOF) break;
        name[i] = c;
    }
    name[i]='\0';
    printf("Thank you, %s.\n", name);
    return 0;
}
```

# Stack frame layout



% a.out

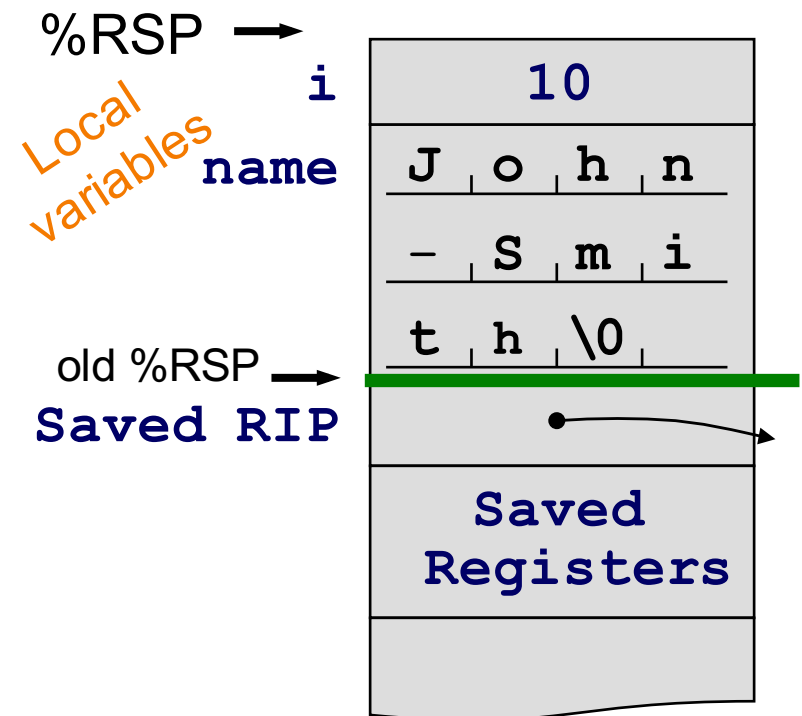
*What is your name?*

**John Smith**

*Thank you, John Smith.*

%

```
#include <stdio.h>
int main(int argc, char **argv) {
    char name[12]; int i;
    printf("What is your name?\n");
    for (i=0; ; i++) {
        int c = getchar();
        if (c=='\n' || c ==EOF) break;
        name[i] = c;
    }
    name[i]='\0';
    printf("Thank you, %s.\n", name);
    return 0;
}
```



# Buffer overrun



% a.out

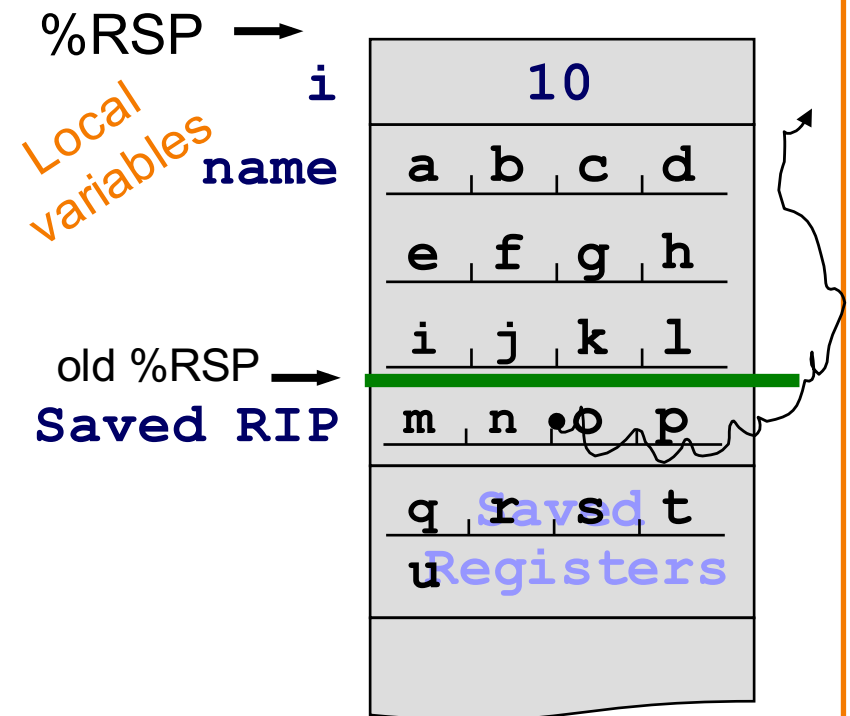
*What is your name?*

**abcdefghijklmnopqrstu**

*Segmentation fault*

%

```
#include <stdio.h>
int main(int argc, char **argv) {
    char name[12]; int i;
    printf("What is your name?\n");
    for (i=0; ; i++) {
        int c = getchar();
        if (c=='\n' || c ==EOF) break;
        name[i] = c;
    }
    name[i]='\0';
    printf("Thank you, %s.\n", name);
    return 0;
}
```





# Innocuous? buffer overrun

% a.out

What is your name?

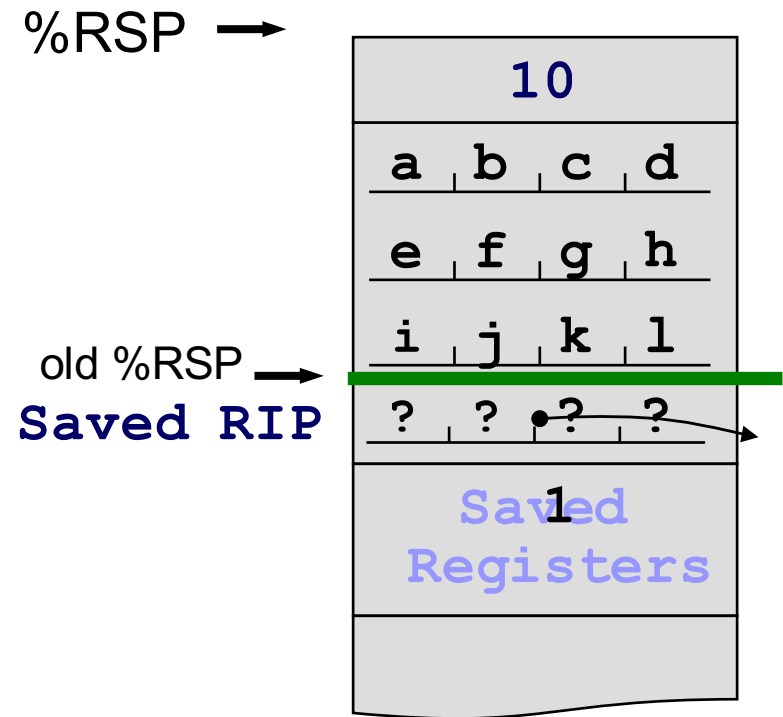
abcdefghijkl????^A\0\0\0

%

```

#include <stdio.h>
int main(int argc, char **argv) {
    char name[12]; int i;
    printf("What is your name?\n");
    for (i=0; ; i++) {
        int c = getchar();
        if (c=='\n' || c ==EOF) break;
        name[i] = c;
    }
    name[i]='\0';
    printf("Thank you, %s.\n", name);
    return 0;
}

```





# Cleverly malicious? Maliciously clever? Buffer overrun



% a.out

*What is your name?*

**abcdefghijkl????executable-machine-code...**

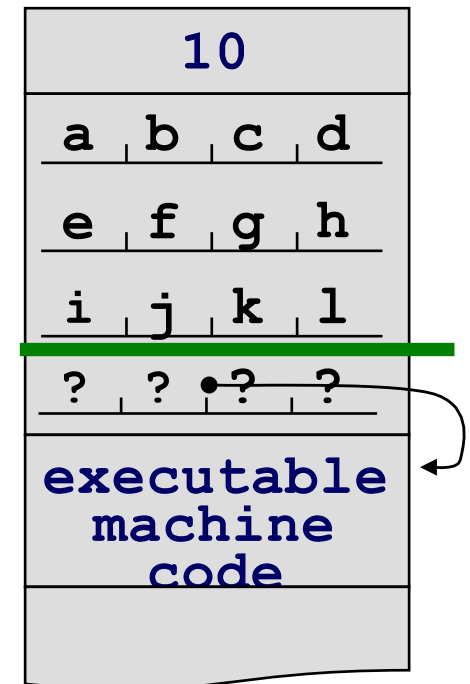
*How may I serve you, master?*

%

```
#include <stdio.h>
int main(int argc, char **argv) {
    char name[12]; int i;
    printf("What is your name?\n");
    for (i=0; ; i++) {
        int c = getchar();
        if (c=='\n' || c ==EOF) break;
        name[i] = c;
    }
    name[i]='\0';
    printf("Thank you, %s.\n", name);
    return 0;
}
```

%RSP →

old %RSP →  
~~Saved RIP~~



# Attacking a web server



URLs

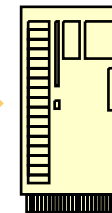
Input in web forms

Crypto keys for SSL

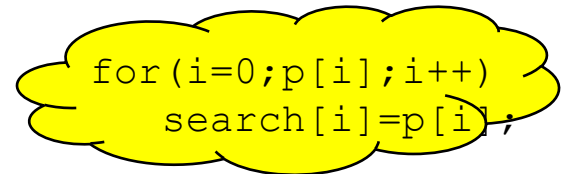
etc.



Client PC



Web Server



```
for (i=0;p[i];i++)  
search[i]=p[i];
```

this is a really long search term that overflows a buffer

Spotlight

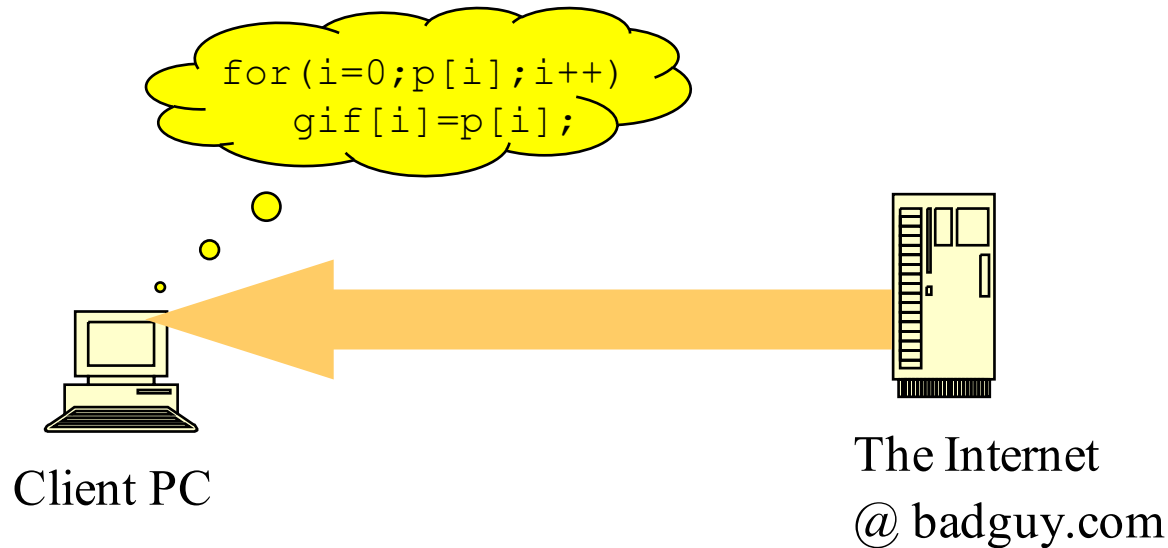


In crowd wisdom, the 'surprisingly popular' answer can trump ignorance of the masses [Read More](#)

## Welcome

Welcome to the Department of Computer Science at Princeton University. Princeton has been at the forefront of computing since Alan Turing, Alonzo Church and John von Neumann were among its residents. Our department is home to 35 tenure-track and 13 teaching faculty, with strong groups in theory, networks/systems, graphics/vision, programming languages, security/policy, machine learning, and computational biology.

# Attacking everything in sight



E-mail client

PDF viewer

Operating-system kernel

TCP/IP stack

*Any* application that ever sees input directly from the outside

# Defenses against this attack



**Best: program in languages that make array-out-of-bounds impossible (Java, C#, ML, python, ....)**

If you must program in C: use discipline *and software analysis tools* in C programming always to check bounds of array subscripts

Otherwise, stopgap security patches:

- Operating system randomizes initial stack pointer
- “No-execute” memory permission
- “Canaries” at end of stack frames

Not a single one of these would have prevented the “Heartbleed” attack



# Your programming assignment: Attack the “grader” program



```
enum {BUFSIZE = 48};

char grade = 'D';
char name[BUFSIZE];

/* Read a string into s */
void readString(char *s) {
    char buf[BUFSIZE];
    int i = 0;  int c;

    /* Read string into buf[] */
    for (;;) {
        c = fgetc(stdin);
        if (c == EOF || c == '\n')
            break;
        buf[i] = c;
        i++;
    }
    /* Copy buf[] to s[] */
    buf[i] = '\0';
    for (i = 0; i < BUFSIZE; i++)
        s[i] = buf[i];
}
```

```
int main(void) {
    printf("What is your name?\n");
    readString(name);
    if (strcmp(name, "Andrew") == 0)
        grade = 'B';
    printf("%c is your grade, %s.\n",
           grade, name);
    return 0;
}
```

What is your name?

*Bob*

D is your grade, Bob.

What is your name?

*Andrew*

B is your grade, Andrew.

What is your name?

*Susan\0?!\*!????\*????!\*!%?!?!(!\*%(\*^^?*

A is your grade, Susan.

# Agenda

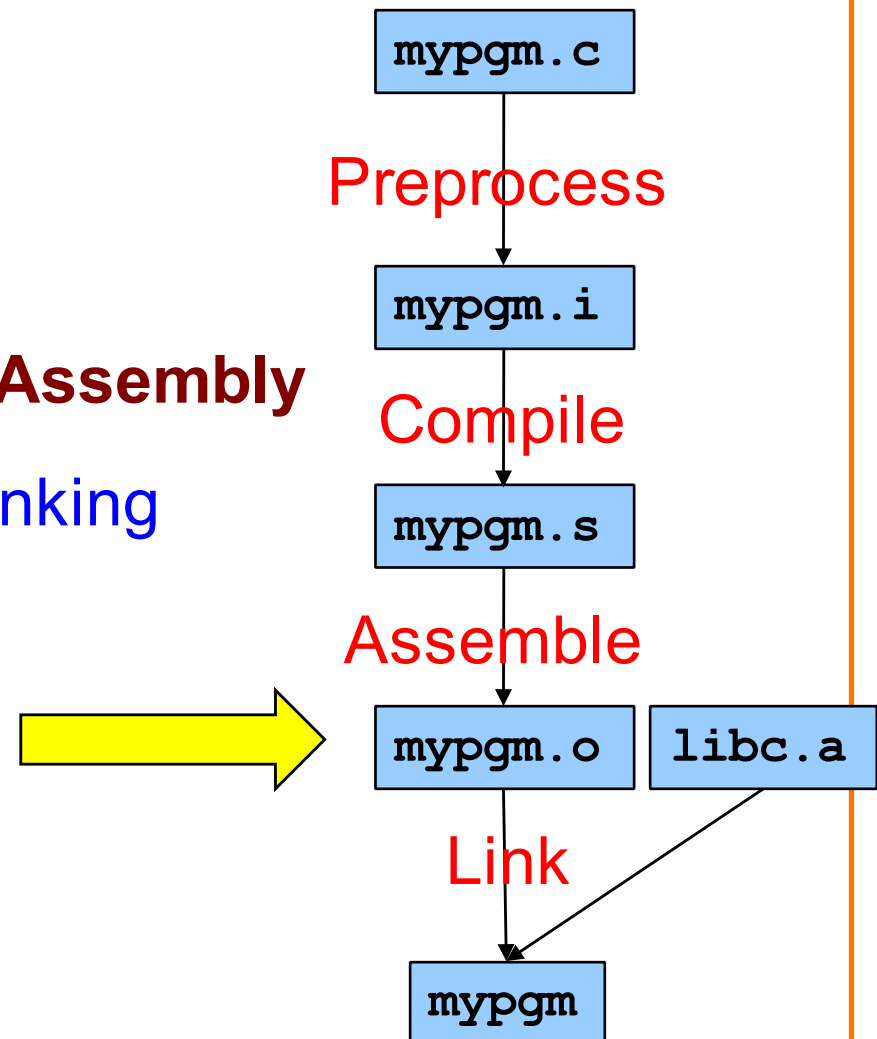


x86-64 Machine Language

Buffer overrun vulnerabilities

**x86-64 Machine Language after Assembly**

x86-64 Machine Language after Linking



# An Example Program



A simple  
(nonsensical)  
program:

```
#include <stdio.h>
int main(void)
{ printf("Type a char: ");
  if (getchar() == 'A')
    printf("Hi\n");
  return 0;
}
```

Let's consider the machine  
lang equivalent after  
assembly...

```
.section ".rodata"
msg1: .string "Type a char"
msg2: .string "Hi\n"
.section ".text"
.globl main
main:
    movl    $0, %eax
    movq    $msg1, %rdi
    call   printf
    call   getchar
    cmpl   $'A', %eax
    jne    skip
    movl   $0, %eax
    movq   $msg2, %rdi
    call  printf

skip:
    movl   $0, %eax
    ret
```

# Examining Machine Lang: RODATA



Assemble program; run objdump

```
$ gcc217 -c detecta.s
$ objdump --full-contents --section .rodata detecta.o

detecta.o:      file format elf64-x86-64

Contents of section .rodata:
0000 54797065 20612063 6861723a 20004869  Type a char: .Hi
0010 0a00
```

Offsets

Contents

- Assembler does not know **addresses**
- Assembler knows only **offsets**
- **"Type a char"** starts at offset 0
- **"Hi\n"** starts at offset 0e



# Examining Machine Lang: TEXT



```
$ gcc217 -c detecta.s
$ objdump --disassemble --reloc detecta.o
detecta.o:      file format elf64-x86-64
```

Assemble program; run objdump

Disassembly of section .text:

0000000000000000 <main>:

0:	b8 00 00 00 00	mov    \$0x0,%eax
5:	48 c7 c7 00 00 00 00	mov    \$0x0,%rdi
c:	e8 00 00 00 00	8: R_X86_64_32S .rodata
11:	e8 00 00 00 00	callq 11 <main+0x11>
16:	83 f8 41	d: R_X86_64_PC32 printf-0x4
19:	75 11	callq 16 <main+0x16>
1b:	b8 00 00 00 00	12: R_X86_64_PC32 getchar-0x4
20:	48 c7 c7 00 00 00 00	cmp    \$0x41,%eax
27:	e8 00 00 00 00	jne   2c <skip>
		mov    \$0x0,%eax
		mov    \$0x0,%rdi
		23: R_X86_64_32S .rodata+0xe
		callq 2c <skip>
		28: R_X86_64_PC32 printf-0x4
		mov    \$0x0,%eax
		retq

Offsets

Machine language

Relocation records

Assembly language

Let's examine one line at a time...

# movl \$0, %eax



```
$ gcc217 -c detecta.s
$ objdump --disassemble --reloc detecta.o
detecta.o:      file format elf64-x86-64

Disassembly of section .text:

0000000000000000 <main>:
  0:      b8 00 00 00 00      mov     $0x0,%eax
  5:      48 c7 c7 00 00 00 00  mov     $0x0,%rdi
                        8: R_X86_64_32S      .rodata
  c:      e8 00 00 00 00      callq  11 <main+0x11>
                        d: R_X86_64_PC32     printf-0x4
 11:      e8 00 00 00 00      callq  16 <main+0x16>
                        12: R_X86_64_PC32     getchar-0x4
 16:      83 f8 41             cmp     $0x41,%eax
 19:      75 11                jne    2c <skip>
 1b:      b8 00 00 00 00      mov     $0x0,%eax
 20:      48 c7 c7 00 00 00 00  mov     $0x0,%rdi
                        23: R_X86_64_32S      .rodata+0xe
 27:      e8 00 00 00 00      callq  2c <skip>
                        28: R_X86_64_PC32     printf-0x4

000000000000002c <skip>:
 2c:      b8 00 00 00 00      mov     $0x0,%eax
 31:      c3                  retq
```

# movl \$0, %eax



Assembly lang:            movl \$0, %eax

Machine lang:            b800000000

Explanation:

10111000 00000000 00000000 00000000 00000000

Opcode: This is a mov instruction whose src operand is a 4-byte immediate

Opcode: the destination operand is the EAX register

Immediate: The immediate operand is 0

# movq \$msg1, %rdi



```
$ gcc217 -c detecta.s
$ objdump --disassemble --reloc detecta.o
detecta.o:      file format elf64-x86-64

Disassembly of section .text:

0000000000000000 <main>:
  0:      b8 00 00 00 00          mov     $0x0,%eax
  5:      48 c7 c7 00 00 00 00    mov     $0x0,%rdi
  8: R_X86_64_32S      .rodata
  c:      e8 00 00 00 00          callq  11 <main+0x11>
  d: R_X86_64_PC32     printf-0x4
 11:      e8 00 00 00 00          callq  16 <main+0x16>
 12: R_X86_64_PC32     getchar-0x4
 16:      83 f8 41                cmp     $0x41,%eax
 19:      75 11                    jne     2c <skip>
 1b:      b8 00 00 00 00          mov     $0x0,%eax
 20:      48 c7 c7 00 00 00 00    mov     $0x0,%rdi
 23: R_X86_64_32S      .rodata+0xe
 27:      e8 00 00 00 00          callq  2c <skip>
 28: R_X86_64_PC32     printf-0x4

000000000000002c <skip>:
 2c:      b8 00 00 00 00          mov     $0x0,%eax
 31:      c3                      retq
```

# movq \$msg1, %rdi



**Assembly lang:**            `movq $msg1, %rdi`  
**Machine lang:**            `48 C7 C7 00 00 00 00`  
**Explanation:**

`01001000 11000111 110010111 00000000 00000000 00000000 00000000`

Opcode: This is a `movq` instruction with a 4-byte immediate source operand and a 8 byte register destination operand

Opcode: The destination register is RDI

Opcode: The destination register is RDI (cont.)

Disp: The immediate (memory address) is 0

- `movq` must contain an **address**
- Assembler knew **offset** marked by `msg1`
  - `msg1` marks offset 0 relative to beginning of RODATA section
- But assembler did not know address of RODATA section!
- So assembler didn't know **address** marked by `msg1`
- So assembler couldn't generate this instruction completely

# Relocation Record 1



```
$ gcc217 -c detecta.s
$ objdump --disassemble --reloc detecta.o
detecta.o:      file format elf64-x86-64

Disassembly of section .text:

0000000000000000 <main>:
  0:      b8 00 00 00 00          mov     $0x0,%eax
  5:      48 c7 c7 00 00 00 00    mov     $0x0,%rdi
  8:      R_X86_64_32S          .rodata
  c:      e8 00 00 00 00          callq  11 <main+0x11>
  d:      R_X86_64_PC32          printf-0x4
 11:     e8 00 00 00 00          callq  16 <main+0x16>
 12:     R_X86_64_PC32          getchar-0x4
 16:     83 f8 41                cmp     $0x41,%eax
 19:     75 11                    jne     2c <skip>
 1b:     b8 00 00 00 00          mov     $0x0,%eax
 20:     48 c7 c7 00 00 00 00    mov     $0x0,%rdi
 23:     R_X86_64_32S          .rodata+0xe
 27:     e8 00 00 00 00          callq  2c <skip>
 28:     R_X86_64_PC32          printf-0x4

000000000000002c <skip>:
 2c:     b8 00 00 00 00          mov     $0x0,%eax
 31:     c3                      retq
```

# Relocation Record 1



8: R\_X86\_64\_32S .rodata

This part is always the same,  
it's the name of the machine architecture!

**Dear Linker,**

**Please patch the TEXT section at offset 08<sub>H</sub>. Patch in a 32-bit, Signed value. When you determine the addr of the RODATA section, place that address in the TEXT section at the prescribed place.**

**Sincerely,  
Assembler**

# call printf



```
$ gcc217 -c detecta.s
$ objdump --disassemble --reloc detecta.o
detecta.o:      file format elf64-x86-64

Disassembly of section .text:

0000000000000000 <main>:
   0:      b8 00 00 00 00          mov     $0x0,%eax
   5:      48 c7 c7 00 00 00 00    mov     $0x0,%rdi
                                8: R_X86_64_32S      .rodata
   c:      e8 00 00 00 00          callq  11 <main+0x11>
                                d: R_X86_64_PC32    printf-0x4
  11:      e8 00 00 00 00          callq  16 <main+0x16>
                                12: R_X86_64_PC32    getchar-0x4
  16:      83 f8 41                cmp     $0x41,%eax
  19:      75 11                   jne    2c <skip>
  1b:      b8 00 00 00 00          mov     $0x0,%eax
  20:      48 c7 c7 00 00 00 00    mov     $0x0,%rdi
                                23: R_X86_64_32S      .rodata+0xe
  27:      e8 00 00 00 00          callq  2c <skip>
                                28: R_X86_64_PC32    printf-0x4

000000000000002c <skip>:
  2c:      b8 00 00 00 00          mov     $0x0,%eax
  31:      c3                     retq
```



# call printf



Assembly lang:            `call printf`  
Machine lang:            `e8 00 00 00 00`  
Explanation:

`11101000 00000000 00000000 00000000 00000000`

Opcode: This is a call instruction with a 4-byte displacement

Disp: The displacement is `00000000H` (0)

- `call` must contain a **displacement**
- Assembler had to generate the displacement:  
   $[\text{addr of } \text{printf}] - [\text{addr after } \text{call instr}]$
- But assembler didn't know addr of `printf`
  - `printf` isn't even present yet!
- So assembler couldn't generate this instruction completely

# Relocation Record 2



```
$ gcc217 -c detecta.s
$ objdump --disassemble --reloc detecta.o
detecta.o:      file format elf64-x86-64

Disassembly of section .text:

0000000000000000 <main>:
  0:      b8 00 00 00 00          mov     $0x0,%eax
  5:      48 c7 c7 00 00 00 00   mov     $0x0,%rdi
                                8: R_X86_64_32S      .rodata
  c:      e8 00 00 00 00          callq  11 <main+0x11>
                                d: R_X86_64_PC32    printf-0x4
 11:      e8 00 00 00 00          callq  16 <main+0x16>
                                12: R_X86_64_PC32    getchar-0x4
 16:      83 f8 41                cmp     $0x41,%eax
 19:      75 11                    jne    2c <skip>
 1b:      b8 00 00 00 00          mov     $0x0,%eax
 20:      48 c7 c7 00 00 00 00   mov     $0x0,%rdi
                                23: R_X86_64_32S      .rodata+0xe
 27:      e8 00 00 00 00          callq  2c <skip>
                                28: R_X86_64_PC32    printf-0x4

000000000000002c <skip>:
 2c:      b8 00 00 00 00          mov     $0x0,%eax
 31:      c3                      retq
```

# Relocation Record 2



d: R\_X86\_64\_PC32 printf-0x4

This part is always the same,  
it's the name of the machine architecture!

**Dear Linker,**

**Please patch the TEXT section at offset  $0d_H$ . Patch in a 32-bit “PC-relative” value. When you determine the addr of `printf`, compute  $[\text{addr of } \text{printf}] - [\text{addr after call}]$  and place the result at the prescribed place.**

**Sincerely,  
Assembler**

# call getchar



```
$ gcc217 -c detecta.s
$ objdump --disassemble --reloc detecta.o
detecta.o:      file format elf64-x86-64

Disassembly of section .text:

0000000000000000 <main>:
  0:      b8 00 00 00 00          mov     $0x0,%eax
  5:      48 c7 c7 00 00 00 00   mov     $0x0,%rdi
                                8: R_X86_64_32S      .rodata
  c:      e8 00 00 00 00          callq  11 <main+0x11>
                                d: R_X86_64_PC32    printf-0x4
11:      e8 00 00 00 00          callq  16 <main+0x16>
                                12: R_X86_64_PC32    getchar-0x4
  16:      83 f8 41                cmp     $0x41,%eax
  19:      75 11                    jne    2c <skip>
  1b:      b8 00 00 00 00          mov     $0x0,%eax
  20:      48 c7 c7 00 00 00 00   mov     $0x0,%rdi
                                23: R_X86_64_32S      .rodata+0xe
  27:      e8 00 00 00 00          callq  2c <skip>
                                28: R_X86_64_PC32    printf-0x4

000000000000002c <skip>:
  2c:      b8 00 00 00 00          mov     $0x0,%eax
  31:      c3                      retq
```

# call getchar



Assembly lang:            **call getchar**  
Machine lang:            **e8 00 00 00 00**  
Explanation:

**11101000 00000000 00000000 00000000 00000000**

Opcode: This is a call instruction with a 4-byte displacement

**Disp: The displacement is 00000000<sub>H</sub> (0)**

- **call** must contain a **displacement**
- Assembler had to generate the displacement:  
  [addr of **getchar**] – [addr after **call** instr]
- But assembler didn't know addr of **getchar**
  - **getchar** isn't even present yet!
- So assembler couldn't generate this instruction completely

# Relocation Record 3



```
$ gcc217 -c detecta.s
$ objdump --disassemble --reloc detecta.o
detecta.o:      file format elf64-x86-64

Disassembly of section .text:

0000000000000000 <main>:
  0:      b8 00 00 00 00          mov     $0x0,%eax
  5:      48 c7 c7 00 00 00 00    mov     $0x0,%rdi
                                8: R_X86_64_32S      .rodata
  c:      e8 00 00 00 00          callq  11 <main+0x11>
                                d: R_X86_64_PC32    printf-0x4
 11:     e8 00 00 00 00          callq  16 <main+0x16>
                                12: R_X86_64_PC32    getchar-0x4
 16:     83 f8 41                cmp     $0x41,%eax
 19:     75 11                   jne    2c <skip>
 1b:     b8 00 00 00 00          mov     $0x0,%eax
 20:     48 c7 c7 00 00 00 00    mov     $0x0,%rdi
                                23: R_X86_64_32S      .rodata+0xe
 27:     e8 00 00 00 00          callq  2c <skip>
                                28: R_X86_64_PC32    printf-0x4

000000000000002c <skip>:
 2c:     b8 00 00 00 00          mov     $0x0,%eax
 31:     c3                      retq
```

# Relocation Record 3



12: R\_X86\_64\_PC32 getchar-0x4

Dear Linker,

Please patch the TEXT section at offsets 12<sub>H</sub>. Do a 32-bit PC-relative patch. When you determine the addr of `getchar`, compute [offset of `getchar`] – [addr after `call`] and place the result at the prescribed place.

Sincerely,  
Assembler

# cmpl '\$A', %eax



```
$ gcc217 -c detecta.s
$ objdump --disassemble --reloc detecta.o
detecta.o:      file format elf64-x86-64

Disassembly of section .text:

0000000000000000 <main>:
  0:      b8 00 00 00 00          mov     $0x0,%eax
  5:      48 c7 c7 00 00 00 00    mov     $0x0,%rdi
                                8: R_X86_64_32S      .rodata
  c:      e8 00 00 00 00          callq  11 <main+0x11>
                                d: R_X86_64_PC32    printf-0x4
 11:      e8 00 00 00 00          callq  16 <main+0x16>
                                12: R_X86_64_PC32    getchar-0x4
 16:      83 f8 41                cmp     $0x41,%eax
 19:      75 11                   jne    2c <skip>
 1b:      b8 00 00 00 00          mov     $0x0,%eax
 20:      48 c7 c7 00 00 00 00    mov     $0x0,%rdi
                                23: R_X86_64_32S      .rodata+0xe
 27:      e8 00 00 00 00          callq  2c <skip>
                                28: R_X86_64_PC32    printf-0x4

000000000000002c <skip>:
 2c:      b8 00 00 00 00          mov     $0x0,%eax
 31:      c3                      retq
```



# cmpl '\$A', %eax



Assembly lang:            **cmpl '\$A', %eax**

Machine lang:            **83 f8 41**

Explanation:

**10000011 11111000 01000001**

**Opcode:** This is an instruction whose source operand is a one-byte immediate and whose destination operand is a register or memory

**ModR/M:** This is a **cmpl** instruction, and the last three bytes of the ModR/M field specify the destination register

**ModR/M:** The dest register is **EAX**

The immediate operand is **41<sub>H</sub>** ('A')

# jne skip



```
$ gcc217 -c detecta.s
$ objdump --disassemble --reloc detecta.o
detecta.o:      file format elf64-x86-64

Disassembly of section .text:

0000000000000000 <main>:
  0:      b8 00 00 00 00          mov     $0x0,%eax
  5:      48 c7 c7 00 00 00 00    mov     $0x0,%rdi
                                8: R_X86_64_32S      .rodata
  c:      e8 00 00 00 00          callq  11 <main+0x11>
                                d: R_X86_64_PC32    printf-0x4
 11:      e8 00 00 00 00          callq  16 <main+0x16>
                                12: R_X86_64_PC32    getchar-0x4
 16:      83 f8 41                cmp     $0x41,%eax
 19:      75 11                    jne    2c <skip>
 1b:      b8 00 00 00 00          mov     $0x0,%eax
 20:      48 c7 c7 00 00 00 00    mov     $0x0,%rdi
                                23: R_X86_64_32S      .rodata+0xe
 27:      e8 00 00 00 00          callq  2c <skip>
                                28: R_X86_64_PC32    printf-0x4

000000000000002c <skip>:
 2c:      b8 00 00 00 00          mov     $0x0,%eax
 31:      c3                      retq
```

# jne skip



Assembly lang:            jne skip

Machine lang:            75 11

Explanation:

01110101 00010001

Opcode: This is a jne instruction with a one-byte displacement

Disp: The displacement is 11<sub>H</sub> (17<sub>D</sub>)

- **jne** must contain a **displacement**
- Assembler had to generate the displacement:  
  [addr of **skip**] – [addr after **jne** instr]  
  Assembler **did** know addr of **skip**
- So assembler **could** generate this instruction completely  
   $2c_H - 1b_H = 11_H = 17_D$

# jne skip



Is it clear why jump and call instructions contain displacements instead of addresses?

# movl \$0, %eax



```
$ gcc217 -c detecta.s
$ objdump --disassemble --reloc detecta.o
detecta.o:      file format elf64-x86-64

Disassembly of section .text:

0000000000000000 <main>:
  0:      b8 00 00 00 00          mov     $0x0,%eax
  5:      48 c7 c7 00 00 00 00    mov     $0x0,%rdi
                                8: R_X86_64_32S      .rodata
  c:      e8 00 00 00 00          callq  11 <main+0x11>
                                d: R_X86_64_PC32    printf-0x4
 11:      e8 00 00 00 00          callq  16 <main+0x16>
                                12: R_X86_64_PC32    getchar-0x4
 16:      83 f8 41                cmp     $0x41,%eax
 19:      75 11                   jne    2c <skip>
1b:      b8 00 00 00 00          mov     $0x0,%eax
20:      48 c7 c7 00 00 00 00    mov     $0x0,%rdi
                                23: R_X86_64_32S      .rodata+0xe
 27:      e8 00 00 00 00          callq  2c <skip>
                                28: R_X86_64_PC32    printf-0x4

000000000000002c <skip>:
 2c:      b8 00 00 00 00          mov     $0x0,%eax
 31:      c3                      retq
```

# movl \$0, %eax



**Assembly lang:**            `movl $0, %eax`

**Machine lang:**            `b800000000`

**Explanation:**

`10111000 00000001 00000000 00000000 00000000`

**Opcode:** This is a mov instruction whose src operand is a 4-byte immediate

**Opcode:** the destination operand is the EAX register

**Immediate:** The immediate operand is 0

# movq \$msg2, %rdi



```
$ gcc217 -c detecta.s
$ objdump --disassemble --reloc detecta.o
detecta.o:      file format elf64-x86-64

Disassembly of section .text:

0000000000000000 <main>:
  0:      b8 00 00 00 00          mov     $0x0,%eax
  5:      48 c7 c7 00 00 00 00    mov     $0x0,%rdi
                                8: R_X86_64_32S      .rodata
  c:      e8 00 00 00 00          callq  11 <main+0x11>
                                d: R_X86_64_PC32    printf-0x4
 11:      e8 00 00 00 00          callq  16 <main+0x16>
                                12: R_X86_64_PC32   getchar-0x4
 16:      83 f8 41                cmp     $0x41,%eax
 19:      75 11                   jne    2c <skip>
 1b:      b8 00 00 00 00          mov     $0x0,%eax
 20:      48 c7 c7 00 00 00 00    mov     $0x0,%rdi
                                23: R_X86_64_32S      .rodata+0xe
 27:      e8 00 00 00 00          callq  2c <skip>
                                28: R_X86_64_PC32    printf-0x4

000000000000002c <skip>:
 2c:      b8 00 00 00 00          mov     $0x0,%eax
 31:      c3                     retq
```

# movq \$msg2, %rdi



**Assembly lang:**            `movq $msg2, %rdi`  
**Machine lang:**            `48 C7 C7 00 00 00 00`  
**Explanation:**

`01001000 11000111 110010111 00000000 00000000 00000000 00000000`

Opcode: This is a `movq` instruction with a 4-byte immediate source operand and a 8 byte register destination operand

Opcode: The destination register is RDI

Opcode: The destination register is RDI (cont.)

Disp: The immediate (memory address) is 0

- `movq` must contain an **address**
- Assembler knew **offset** marked by `msg2`
  - `msg2` marks offset  $0e_H$  relative to beginning of RODATA section
- But assembler did not know address of RODATA section!
- So assembler didn't know **address** marked by `msg2`
- So assembler couldn't generate this instruction completely



# Relocation Record 4



```
$ gcc217 -c detecta.s
$ objdump --disassemble --reloc detecta.o
detecta.o:      file format elf64-x86-64

Disassembly of section .text:

0000000000000000 <main>:
  0:      b8 00 00 00 00          mov     $0x0,%eax
  5:      48 c7 c7 00 00 00 00    mov     $0x0,%rdi
                                8: R_X86_64_32S      .rodata
  c:      e8 00 00 00 00          callq  11 <main+0x11>
                                d: R_X86_64_PC32    printf-0x4
 11:      e8 00 00 00 00          callq  16 <main+0x16>
                                12: R_X86_64_PC32    getchar-0x4
 16:      83 f8 41                cmp     $0x41,%eax
 19:      75 11                   jne    2c <skip>
 1b:      b8 00 00 00 00          mov     $0x0,%eax
 20:      48 c7 c7 00 00 00 00    mov     $0x0,%rdi
                                23: R_X86_64_32S      .rodata+0xe
 27:      e8 00 00 00 00          callq  2c <skip>
                                28: R_X86_64_PC32    printf-0x4

000000000000002c <skip>:
 2c:      b8 00 00 00 00          mov     $0x0,%eax
 31:      c3                      retq
```

# Relocation Record 4



```
23: R_X86_64_32S .rodata+0xe
```

Dear Linker,

Please patch the TEXT section at offset  $23_H$ . Patch in a 32-bit Signed value. When you determine the addr of the RODATA section, add  $0e_H$  to that address, and place the result in the TEXT section at the prescribed place.

Sincerely,  
Assembler

# call printf



```
$ gcc217 -c detecta.s
$ objdump --disassemble --reloc detecta.o
detecta.o:      file format elf64-x86-64

Disassembly of section .text:

0000000000000000 <main>:
  0:      b8 00 00 00 00          mov     $0x0,%eax
  5:      48 c7 c7 00 00 00 00    mov     $0x0,%rdi
                                8: R_X86_64_32S      .rodata
  c:      e8 00 00 00 00          callq  11 <main+0x11>
                                d: R_X86_64_PC32     printf-0x4
 11:      e8 00 00 00 00          callq  16 <main+0x16>
                                12: R_X86_64_PC32     getchar-0x4
 16:      83 f8 41                cmp     $0x41,%eax
 19:      75 11                   jne    2c <skip>
 1b:      b8 00 00 00 00          mov     $0x0,%eax
 20:      48 c7 c7 00 00 00 00    mov     $0x0,%rdi
                                23: R_X86_64_32S      .rodata+0xe
 27:      e8 00 00 00 00          callq  2c <skip>
                                28: R_X86_64_PC32     printf-0x4

000000000000002c <skip>:
 2c:      b8 00 00 00 00          mov     $0x0,%eax
 31:      c3                     retq
```

# call printf



**Assembly lang:**            `call printf`  
**Machine lang:**           `e8 00 00 00 00`  
**Explanation:**

`11101000 00000000 00000000 00000000 00000000`

Opcode: This is a call instruction with a 4-byte displacement

Disp: The displacement is `00000000H` (0)

- `call` must contain a **displacement**
- Assembler must generate the displacement:  
   $[\text{addr of } \text{printf}] - [\text{addr after } \text{call instr}]$
- But assembler didn't know addr of `printf`
  - `printf` isn't even present yet!
- So assembler couldn't generate this instruction completely

# Relocation Record 5



```
$ gcc217 -c detecta.s
$ objdump --disassemble --reloc detecta.o
detecta.o:      file format elf64-x86-64

Disassembly of section .text:

0000000000000000 <main>:
  0:      b8 00 00 00 00          mov     $0x0,%eax
  5:      48 c7 c7 00 00 00 00    mov     $0x0,%rdi
                                8: R_X86_64_32S      .rodata
  c:      e8 00 00 00 00          callq  11 <main+0x11>
                                d: R_X86_64_PC32     printf-0x4
 11:      e8 00 00 00 00          callq  16 <main+0x16>
                                12: R_X86_64_PC32     getchar-0x4
 16:      83 f8 41                cmp     $0x41,%eax
 19:      75 11                   jne    2c <skip>
 1b:      b8 00 00 00 00          mov     $0x0,%eax
 20:      48 c7 c7 00 00 00 00    mov     $0x0,%rdi
                                23: R_X86_64_32S      .rodata+0xe
 27:      e8 00 00 00 00          callq  2c <skip>
                                28: R_X86_64_PC32     printf-0x4
000000000000002c <skip>:
 2c:      b8 00 00 00 00          mov     $0x0,%eax
 31:      c3                     retq
```

# Relocation Record 5



28: R\_X86\_64\_PC32 printf-0x4

Dear Linker,

Please patch the TEXT section at offset 28<sub>H</sub>. Patch in a 32-bit PC-relative address. When you determine the addr of printf, compute [addr of printf] – [addr after call] and place the result at the prescribed place.

Sincerely,  
Assembler

# movl \$0, %eax



```
$ gcc217 -c detecta.s
$ objdump --disassemble --reloc detecta.o
detecta.o:      file format elf64-x86-64

Disassembly of section .text:

0000000000000000 <main>:
   0:      b8 00 00 00 00          mov     $0x0,%eax
   5:      48 c7 c7 00 00 00 00    mov     $0x0,%rdi
                                8: R_X86_64_32S      .rodata
   c:      e8 00 00 00 00          callq  11 <main+0x11>
                                d: R_X86_64_PC32     printf-0x4
  11:      e8 00 00 00 00          callq  16 <main+0x16>
                                12: R_X86_64_PC32     getchar-0x4
  16:      83 f8 41                cmp     $0x41,%eax
  19:      75 11                   jne    2c <skip>
  1b:      b8 00 00 00 00          mov     $0x0,%eax
  20:      48 c7 c7 00 00 00 00    mov     $0x0,%rdi
                                23: R_X86_64_32S      .rodata+0xe
  27:      e8 00 00 00 00          callq  2c <skip>
                                28: R_X86_64_PC32     printf-0x4

000000000000002c <skip>:
  2c:      b8 00 00 00 00          mov     $0x0,%eax
  31:      c3                     retq
```

# movl \$0, %eax



Assembly lang:            `movl $0, %eax`

Machine lang:            `b8 00 00 00 00`

Explanation:

`10111000 00000000 00000000 00000000 00000000`

Opcode: This is a mov instruction whose source operand is a four-byte immediate and whose destination is EAX

The immediate operand is 0



# ret



```
$ gcc217 -c detecta.s
$ objdump --disassemble --reloc detecta.o
detecta.o:      file format elf64-x86-64

Disassembly of section .text:

0000000000000000 <main>:
  0:      b8 00 00 00 00          mov     $0x0,%eax
  5:      48 c7 c7 00 00 00 00    mov     $0x0,%rdi
                                8: R_X86_64_32S      .rodata
  c:      e8 00 00 00 00          callq  11 <main+0x11>
                                d: R_X86_64_PC32    printf-0x4
 11:     e8 00 00 00 00          callq  16 <main+0x16>
                                12: R_X86_64_PC32    getchar-0x4
 16:     83 f8 41                cmp     $0x41,%eax
 19:     75 11                   jne    2c <skip>
 1b:     b8 00 00 00 00          mov     $0x0,%eax
 20:     48 c7 c7 00 00 00 00    mov     $0x0,%rdi
                                23: R_X86_64_32S      .rodata+0xe
 27:     e8 00 00 00 00          callq  2c <skip>
                                28: R_X86_64_PC32    printf-0x4

000000000000002c <skip>:
 2c:     b8 00 00 00 00          mov     $0x0,%eax
 31:     c3                      retq
```

# ret



**Assembly lang:**            **ret**

**Machine lang:**            **c3**

**Explanation:**

`11000011`

`Opcode: This is a ret (alias retq) instruction`

# Agenda

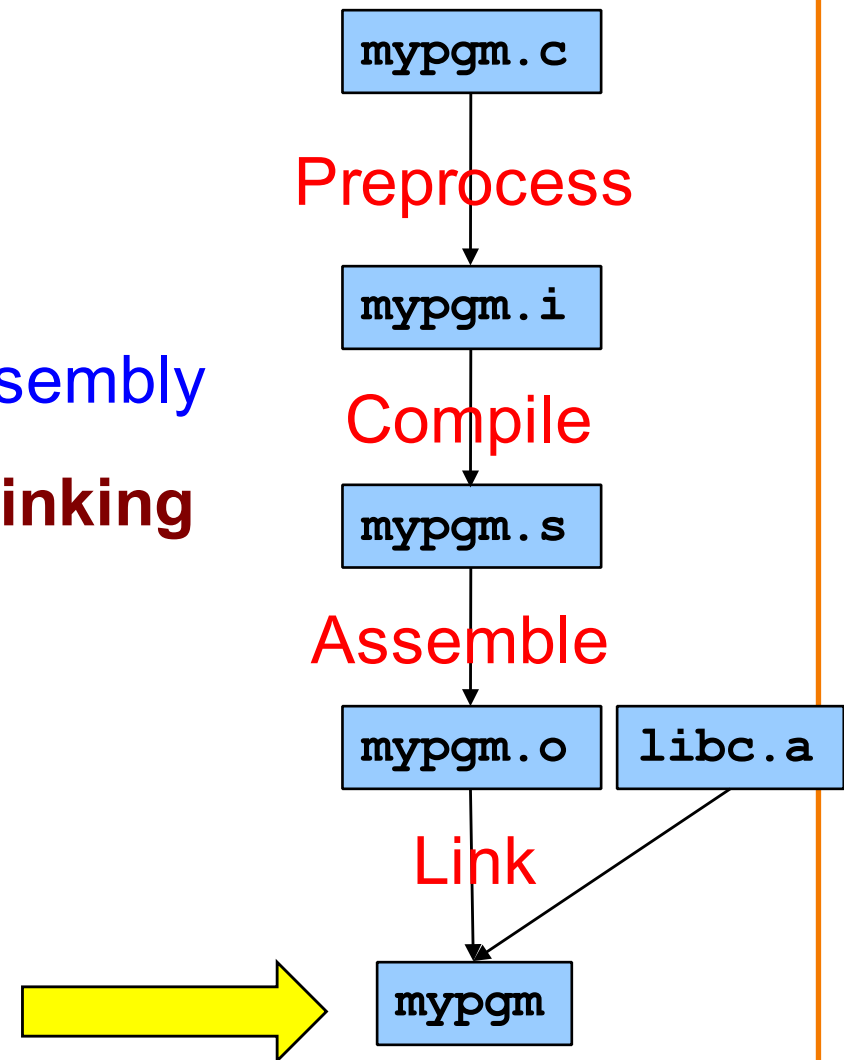


x86-64 Machine Language

Buffer overrun vulnerabilities

x86-64 Machine Language after Assembly

**x86-64 Machine Language after Linking**



# From Assembler to Linker



Assembler writes its data structures to .o file

Linker:

- Reads .o file
- Writes executable binary file
- Works in two phases: **resolution** and **relocation**

# Linker Resolution



## Resolution

- Linker resolves references

## For this program, linker:

- Notes that labels `getchar` and `printf` are unresolved
- Fetches machine language code defining `getchar` and `printf` from `libc.a`
- Adds that code to TEXT section
- Adds more code (e.g. definition of `_start`) to TEXT section too
- Adds code to other sections too

# Linker Relocation



## Relocation

- Linker patches (“relocates”) code
- Linker traverses relocation records, patching code as specified

# Examining Machine Lang: RODATA



Link program; run objdump

```
$ gcc217 detecta.o -o detecta
$ objdump --full-contents --section .rodata detecta

detecta:      file format elf64-x86-64

Contents of section .rodata:
400638 01000200 00000000 00000000 00000000 .....
400648 54797065 20612063 6861723a 20004869 Type a char: .Hi
400658 0a00                                     ..
```

(Partial) addresses,  
not offsets

RODATA is at ...00400638<sub>H</sub>  
Starts with some header info  
Real start of RODATA is at ...00400648<sub>H</sub>  
"Type a char: " starts at ...00400648<sub>H</sub>  
"Hi\n" starts at ...00400656<sub>H</sub>



# Examining Machine Lang: TEXT

```
$ gcc217 detecta.o -o detecta
$ objdump --disassemble --reloc detecta
detecta:      file format elf64-x86-64
...
```

Link program; run objdump

```
Disassembly of section .text:
...
```

```
0000000000400514 <main>:
 400514:      b8 00 00 00 00      mov     $0x0,%eax
 400519:      48 c7 c7 48 06 40 00  mov     $0x400648,%rdi
 400520:      e8 d3 fe ff ff     callq  4003f8 <printf@plt>
 400525:      e8 ee fe ff ff     callq  400418 <getchar@plt>
 40052a:      83 f8 41           cmp     $0x41,%eax
 40052d:      75 11             jne     400540 <skip>
 40052f:      b8 00 00 00 00      mov     $0x0,%eax
 400534:      48 c7 c7 56 06 40 00  mov     $0x400656,%rdi
 40053b:      e8 b8 fe ff ff     callq  4003f8 <printf@plt>

0000000000400540 <skip>:
 400540:      b8 00 00 00 00      mov     $0x0,%eax
 400545:      c3                retq

...
```

No relocation records!

Addresses, not offsets

Let's examine one line at a time...



# Additional Code



```
$ gcc217 detecta.o -o detecta
$ objdump --disassemble --reloc detecta
detecta:      file format elf64-x86-64
```

```
Disassembly of section .text:
```

```
0000000000400514 <main>:
```

```
400514:      b8 00 00 00 00      mov     $0x0,%eax
400519:      48 c7 c7 48 06 40 00  mov     $0x400648,%rdi
400520:      e8 d3 fe ff ff      callq  4003f8 <printf@plt>
400525:      e8 ee fe ff ff      callq  400418 <getchar@plt>
40052a:      83 f8 41             cmp     $0x41,%eax
40052d:      75 11               jne     400540 <skip>
40052f:      b8 00 00 00 00      mov     $0x0,%eax
400534:      48 c7 c7 56 06 40 00  mov     $0x400656,%rdi
40053b:      e8 b8 fe ff ff      callq  4003f8 <printf@plt>
```

```
0000000000400540 <skip>:
```

```
400540:      b8 00 00 00 00      mov     $0x0,%eax
400545:      c3                  retq
```

Additional code

# movq \$msg1, %rdi



```
$ gcc217 detecta.o -o detecta
$ objdump --disassemble --reloc detecta
detecta:      file format elf64-x86-64
...
Disassembly of section .text:
...
0000000000400514 <main>:
 400514:      b8 00 00 00 00      mov     $0x0,%eax
 400519:      48 c7 c7 48 06 40 00  mov     $0x400648,%rdi
 400520:      e8 d3 fe ff ff      callq  4003f8 <printf@plt>
 400525:      e8 ee fe ff ff      callq  400418 <getchar@plt>
 40052a:      83 f8 41             cmp     $0x41,%eax
 40052d:      75 11               jne    400540 <skip>
 40052f:      b8 00 00 00 00      mov     $0x0,%eax
 400534:      48 c7 c7 56 06 40 00  mov     $0x400648,%rdi
 40053b:      e8 b8 fe ff ff      callq  4003f8 <printf@plt>

0000000000400540 <skip>:
 400540:      b8 00 00 00 00      mov     $0x0,%eax
 400545:      c3                  retq

...
```

Recall: Real addr of  
RODATA = **...00400648<sub>H</sub>**

Linker replaced **00000000<sub>H</sub>** with  
real addr of RODATA + 0  
= **...00400648<sub>H</sub>** + 0  
= **...00400648<sub>H</sub>**  
= addr denoted by **msg1**

# call printf



```
$ gcc217 detecta.o -o detecta
$ objdump --disassemble --reloc detecta
detecta:      file format elf64-x86-64
...
Disassembly of section .text:
...
0000000000400514 <main>:
 400514:      b8 00 00 00 00      mov     $0x0,%eax
 400519:      48 c7 c7 48 06 40 00 mov     $0x400648,%rdi
 400520:      e8 d3 fe ff ff      callq  4003f8 <printf@plt>
 400525:      e8 ee fe ff ff      callq  400418 <getchar@plt>
 40052a:      83 f8 41            cmp     $0x41,%eax
 40052d:      75 11              jne    400540 <skip>
 40052f:      b8 00 00 00 00
 400534:      48 c7 c7 56 06 40 00
 40053b:      e8 b8 fe ff ff

0000000000400540 <skip>:
 400540:      b8 00 00 00 00
 400545:      c3
...
```

Addr of `printf`  
= ...004003f8<sub>H</sub>

Linker replaced 00000000<sub>H</sub> with  
[addr of `printf`] - [addr after `call`]  
= ...004003f8<sub>H</sub> - ...00400525<sub>H</sub>  
= ...ffffffed3<sub>H</sub>  
= -301<sub>D</sub>

# call getchar



```
$ gcc217 detecta.o -o detecta
$ objdump --disassemble --reloc detecta
detecta:      file format elf64-x86-64
...
Disassembly of section .text:
...
0000000000400514 <main>:
 400514:      b8 00 00 00 00      mov     $0x0,%eax
 400519:      48 c7 c7 48 06 40 00 mov     $0x400648,%rdi
 400520:      e8 d3 fe ff ff     callq  4003f8 <printf@plt>
 400525:      e8 ee fe ff ff     callq  400418 <getchar@plt>
 40052a:      83 f8 41          cmp     $0x41,%eax
 40052d:      75 11          jne    400540 <skip>
 40052f:      b8 00 00 00 00
 400534:      48 c7 c7 56 06 40 00
 40053b:      e8 b8 fe ff ff

0000000000400540 <skip>:
 400540:      b8 00 00 00 00
 400545:      c3
...
```

Addr of `getchar`  
= ...00400418<sub>H</sub>

Linker replaced 00000000<sub>H</sub> with  
[addr of `getchar`] - [addr after `call`]  
= ...00400418<sub>H</sub> - ...0040052a<sub>H</sub>  
= ...fffffee<sub>H</sub>  
= -274<sub>D</sub>

# movq \$msg2, %rdi



```
$ gcc217 detecta.o -o detecta
$ objdump --disassemble --reloc detecta
detecta:      file format elf64-x86-64
...
Disassembly of section .text:
...
0000000000400514 <main>:
 400514:      b8 00 00 00 00      mov     $0x0,%eax
 400519:      48 c7 c7 48 06 40 00 mov     $0x400648,%rdi
 400520:      e8 d3 fe ff ff     callq  4003f8 <printf@plt>
 400525:      e8 ee fe ff ff     callq  400418 <getchar@plt>
 40052a:      83 f8 41           cmp     $0x41,%eax
 40052d:      75 11             jne     400540 <skip>
 40052f:      b8 00 00 00 00      mov     $0x0,%eax
 400534:      48 c7 c7 56 06 40 00 mov     $0x400656,%rdi
 40053b:      e8 b8 fe ff ff     callq  4003f8 <printf@plt>

0000000000400540 <skip>:
 400540:      b8 00 00 00 00      mov     $0x0,%eax
 400545:      c3                retq

...
```

Recall: Real addr of  
RODATA = **...00400648<sub>H</sub>**

Linker replaced  $00000000_{\text{H}}$  with  
real addr of RODATA +  $e_{\text{H}}$   
 $= \dots00400648_{\text{H}} + e_{\text{H}}$   
 $= \dots00400656_{\text{H}}$   
 $= \text{addr denoted by msg2}$

# call printf



```
$ gcc217 detecta.o -o detecta
$ objdump --disassemble --reloc detecta
detecta:      file format elf64-x86-64
...
Disassembly of section .text:
...
0000000000400514 <main>:
 400514:      b8 00 00 00 00      mov     $0x0,%eax
 400519:      48 c7 c7 48 06 40 00 mov     $0x400648,%rdi
 400520:      e8 d3 fe ff ff     callq  4003f8 <printf@plt>
 400525:      e8 ee fe ff ff     callq  400418 <getchar@plt>
 40052a:      83 f8 41           cmp     $0x41,%eax
 40052d:      75 11           jne     400540 <skip>
 40052f:      b8 00 00 00 00      mov     $0x0,%eax
 400534:      48 c7 c7 56 06 40 00 mov     $0x400656,%rdi
 40053b:      e8 b8 fe ff ff     callq  4003f8 <printf@plt>

0000000000400540 <skip>:
 400540:      b8 00 00 00 00
 400545:      c3
...
```

Addr of `printf`  
= ...004003f8<sub>H</sub>

Linker replaced 00000000<sub>H</sub> with  
[addr of `printf`] - [addr after `call`]  
= ...004003f8<sub>H</sub> - ...00400540<sub>H</sub>  
= ...fffffeb8<sub>H</sub>  
= -328<sub>D</sub>

# Summary



## x86-64 Machine Language

- CISC: many instructions, complex format
- Fields: prefix, opcode, modR/M, SIB, displacement, immediate

## Assembler

- Reads assembly language file
- Generates TEXT, RODATA, DATA, BSS sections
  - Containing machine language code
- Generates **relocation records**
- Writes object (.o) file

## Linker

- Reads object (.o) file(s)
- Does **resolution**: resolves references to make code complete
- Does **relocation**: traverses relocation records to patch code
- Writes executable binary file