



Dynamic Memory Management

1



Goals of this Lecture

- **Help you learn about:**
 - Dynamic memory management techniques
 - Garbage collection by the run-time system (Java)
 - Manual deallocation by the programmer (C, C++)
 - Design decisions for the “K&R” heap manager implementation
 - Circular linked-list of free blocks with a “first fit” allocation
 - Coalescing of adjacent blocks to create larger blocks

2



Part 1:

What do `malloc()` and `free()` do?

3

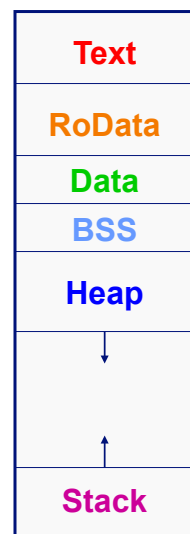
Memory Layout: Heap



```
char* string = "hello";
int iSize;

char* f()
{
    char* p;
    scanf("%d", &iSize);
    p = malloc(iSize);
    return p;
}
```

Needed when required memory size is not known before the program runs



4

Allocating & Deallocating Memory



- *Dynamically allocating memory*
 - Programmer explicitly requests space in memory
 - Space is allocated dynamically on the heap
 - E.g., using “malloc” in C, and “new” in Java
- *Dynamically deallocating memory*
 - Must reclaim or recycle memory that is never used again
 - To avoid (eventually) running out of memory
- “Garbage”
 - Allocated block in heap that will not be accessed again
 - Can be reclaimed for later use by the program

5

Option #1: Garbage Collection



- *Run-time system does garbage collection (Java)*
 - Automatically determines objects that can't be accessed
 - And then reclaims the resources used by these objects

```
Object x = new Foo();  
Object y = new Bar();  
x = new Quux();  
  
if (x.check_something()) {  
    x.do_something(y);  
}  
System.exit(0);
```

Object Foo ()
is never used
again!

6

Challenges of Garbage Collection



- **Detecting the garbage is not always easy**
 - “if (complex_function(y)) x = Quux();”
 - Run-time system cannot collect *all* of the garbage
- **Detecting the garbage introduces overhead**
 - Keeping track of references to objects (e.g., counter)
 - Scanning through accessible objects to identify garbage
 - Sometimes walking through a large amount of memory
- **Cleaning the garbage leads to bursty delays**
 - E.g., periodic scans of the objects to hunt for garbage
 - Leading to unpredictable “freeze” of a running program
 - Problematic for real-time applications
 - Though good run-time systems avoid long freezes

7

Option #2: Manual Deallocation



- **Programmer deallocates the memory (C and C++)**
 - Manually determines which objects can't be accessed
 - And then explicitly returns the resources to the heap
 - E.g., using “free” in C or “delete” in C++
- **Advantages**
 - Lower overhead
 - No unexpected “pauses”
 - More efficient use of memory
- **Disadvantages**
 - More complex for the programmer
 - Subtle memory-related bugs
 - Security vulnerabilities in the (buggy) code

8

Manual Deallocation Can Lead to Bugs



- **Dangling pointers**

- Programmer frees a region of memory
- ... but still has a pointer to it
- Dereferencing pointer reads or writes *nonsense values*

```
int main(void) {
    char *p;
    p = malloc(10);
    ...
    free(p);
    ...
    putchar(*p);
}
```

May print nonsense character.

9

Manual Deallocation Can Lead to Bugs



- **Memory leak**

- Programmer neglects to free unused region of memory
- So, the space can never be allocated again
- Eventually may consume all of the available memory

```
void f(void) {
    char *s;
    s = malloc(50);
    return;
}

int main(void) {
    while (1) f();
    return 0;
}
```

Eventually, malloc() returns NULL

10

Manual Deallocation Can Lead to Bugs



- Double free

- Programmer mistakenly frees a region more than once
- Leading to corruption of the heap data structure
- ... or premature destruction of a *different* object

```
int main(void) {
    char *p, *q;
    p = malloc(10);
    ...
    free(p);
    q = malloc(10);
    free(p);
    ...
}
```

Might free the
space allocated
to **q**!

11

malloc () and free () Challenges



- malloc () may ask for arbitrary number of bytes
- Memory may be allocated & freed in different order
- Cannot reorder requests to improve performance

```
char *p1 = malloc(3);
char *p2 = malloc(1);
char *p3 = malloc(4);
free(p2);
char *p4 = malloc(6);
free(p3);
char *p5 = malloc(2);
free(p1);
free(p4);
free(p5);
```

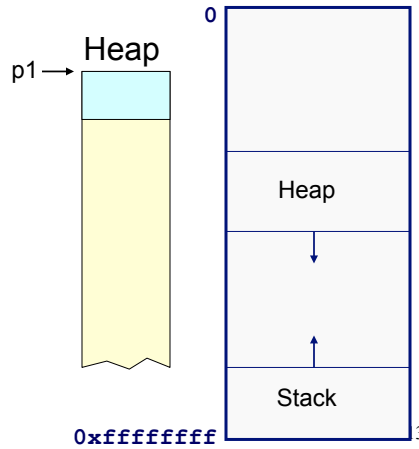
12

Heap: Dynamic Memory



```
#include <stdlib.h>
void *malloc(size_t size);
void free(void *ptr);
```

```
➔ char *p1 = malloc(3);
   char *p2 = malloc(1);
   char *p3 = malloc(4);
   free(p2);
   char *p4 = malloc(6);
   free(p3);
   char *p5 = malloc(2);
   free(p1);
   free(p4);
   free(p5);
```

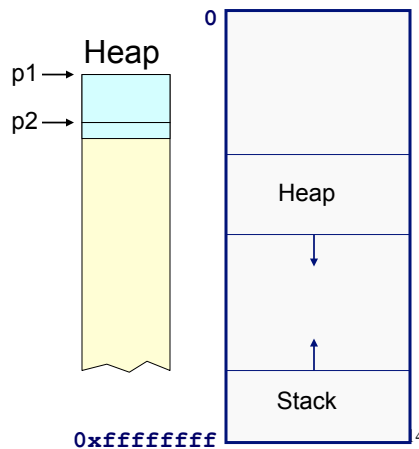


Heap: Dynamic Memory



```
#include <stdlib.h>
void *malloc(size_t size);
void free(void *ptr);
```

```
➔ char *p1 = malloc(3);
   char *p2 = malloc(1);
   char *p3 = malloc(4);
   free(p2);
   char *p4 = malloc(6);
   free(p3);
   char *p5 = malloc(2);
   free(p1);
   free(p4);
   free(p5);
```

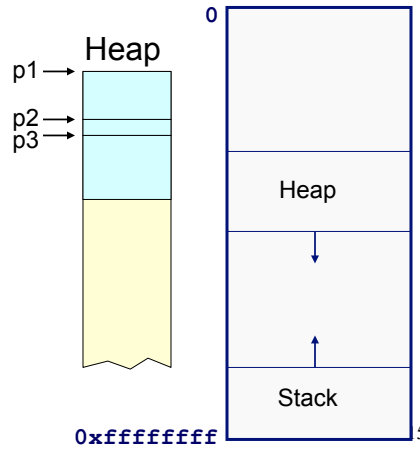


Heap: Dynamic Memory



```
#include <stdlib.h>
void *malloc(size_t size);
void free(void *ptr);
```

```
char *p1 = malloc(3);
char *p2 = malloc(1);
➔ char *p3 = malloc(4);
free(p2);
char *p4 = malloc(6);
free(p3);
char *p5 = malloc(2);
free(p1);
free(p4);
free(p5);
```

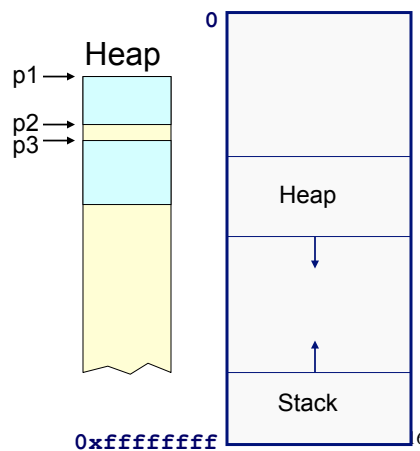


Heap: Dynamic Memory



```
#include <stdlib.h>
void *malloc(size_t size);
void free(void *ptr);
```

```
char *p1 = malloc(3);
char *p2 = malloc(1);
➔ char *p3 = malloc(4);
free(p2);
char *p4 = malloc(6);
free(p3);
char *p5 = malloc(2);
free(p1);
free(p4);
free(p5);
```

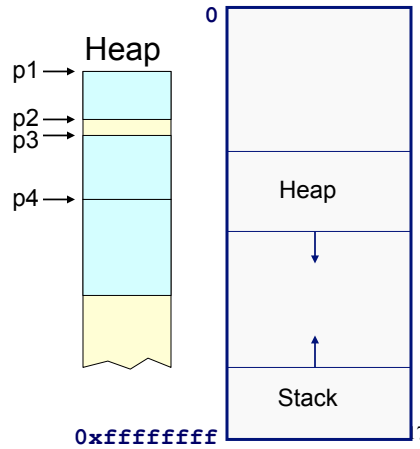


Heap: Dynamic Memory



```
#include <stdlib.h>
void *malloc(size_t size);
void free(void *ptr);
```

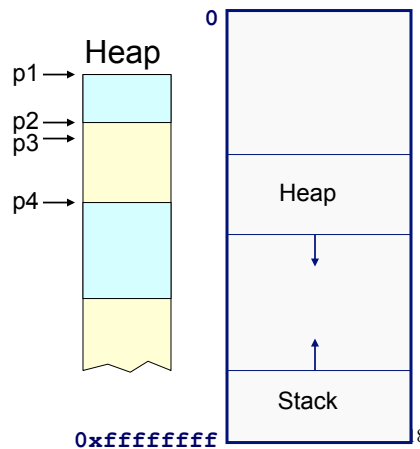
```
char *p1 = malloc(3);
char *p2 = malloc(1);
char *p3 = malloc(4);
free(p2);
➔ char *p4 = malloc(6);
free(p3);
char *p5 = malloc(2);
free(p1);
free(p4);
free(p5);
```



Heap: Dynamic Memory



```
char *p1 = malloc(3);
char *p2 = malloc(1);
char *p3 = malloc(4);
free(p2);
➔ char *p4 = malloc(6);
free(p3);
char *p5 = malloc(2);
free(p1);
free(p4);
free(p5);
```

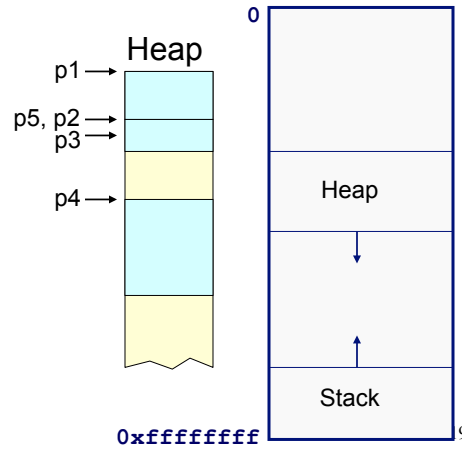


Heap: Dynamic Memory



```
#include <stdlib.h>
void *malloc(size_t size);
void free(void *ptr);
```

```
char *p1 = malloc(3);
char *p2 = malloc(1);
char *p3 = malloc(4);
free(p2);
char *p4 = malloc(6);
free(p3);
➔ char *p5 = malloc(2);
free(p1);
free(p4);
free(p5);
```

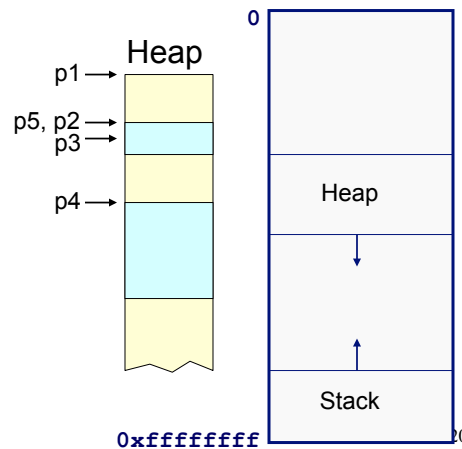


Heap: Dynamic Memory



```
#include <stdlib.h>
void *malloc(size_t size);
void free(void *ptr);
```

```
char *p1 = malloc(3);
char *p2 = malloc(1);
char *p3 = malloc(4);
free(p2);
char *p4 = malloc(6);
free(p3);
➔ free(p1);
free(p4);
free(p5);
```

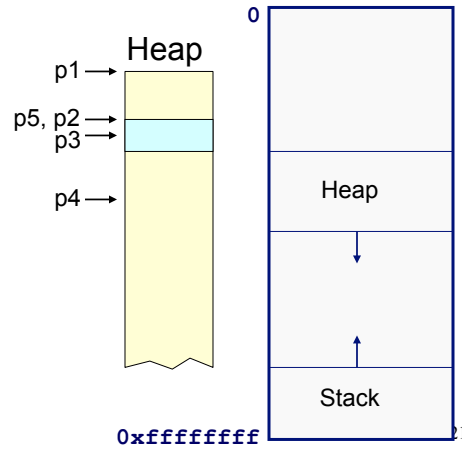


Heap: Dynamic Memory



```
#include <stdlib.h>
void *malloc(size_t size);
void free(void *ptr);
```

```
char *p1 = malloc(3);
char *p2 = malloc(1);
char *p3 = malloc(4);
free(p2);
char *p4 = malloc(6);
free(p3);
char *p5 = malloc(2);
➔ free(p1);
free(p4);
free(p5);
```

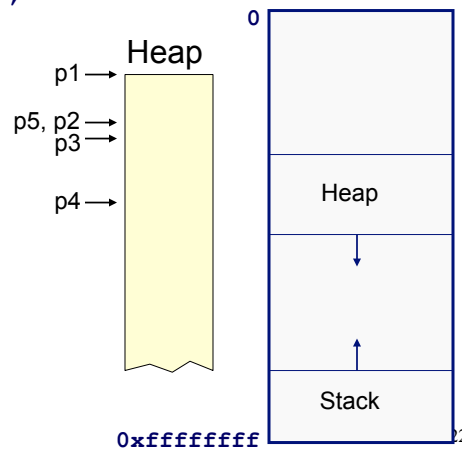


Heap: Dynamic Memory



```
#include <stdlib.h>
void *malloc(size_t size);
void free(void *ptr);
```

```
char *p1 = malloc(3);
char *p2 = malloc(1);
char *p3 = malloc(4);
free(p2);
char *p4 = malloc(6);
free(p3);
char *p5 = malloc(2);
➔ free(p1);
free(p4);
free(p5);
```





Part 2:

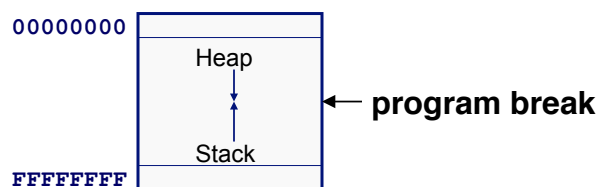
How do `malloc()` and `free()` work?

23

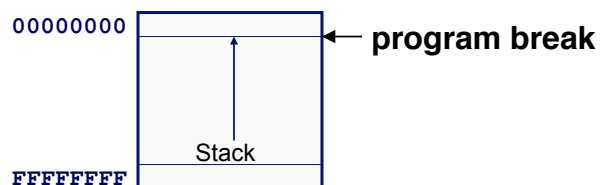
The Program Break



The **program break** marks the boundary between heap and stack



Initially, stack has maximum size



24

Acquiring Heap Memory



Q: How does `malloc()` acquire heap memory?

A: Moves the program break downward via `sbrk()` or `brk()` system call

```
void *sbrk(intptr_t increment);
```

- Increment the program break by the specified amount. Calling the function with an increment of 0 returns the current location of the program break. Return 0 if successful and -1 otherwise.
- **Beware: Linux contains a known bug; should call only with argument 0.**

```
int brk(void *newBreak);
```

- Move the program break to the specified address. Return 0 if successful and -1 otherwise.

25

Using Heap Memory



Q: Having acquired heap memory, how do `malloc()` and `free()` manipulate it?

A: Topic of much research; an introduction...

26

Goals for `malloc()` and `free()`




- **Maximizing throughput**
 - Maximize number of requests completed per unit time
 - Need both `malloc()` and `free()` to be fast
- **Maximizing memory utilization**
 - Minimize the amount of wasted memory
 - Need to minimize size of data structures
- **Strawman #1: `free()` does nothing**
 - Good throughput, but poor memory utilization
- **Strawman #2: `malloc()` finds the “best fit”**
 - Good memory utilization, but poor throughput

27

Keeping Track of Free Blocks



- **Maintain a list of free blocks of memory**
 - Allocate memory from one of the blocks in the free list
 - Deallocate memory by returning the block to the free list
 - When necessary, call `brk()` to ask OS for additional memory, and create a new large block
- **Design questions**
 - How to keep track of the free blocks in memory?
 - How to choose an appropriate free block to allocate?
 - What to do with the left-over space in a free block?
 - What to do with a block that has just been freed?




28

Need to Minimize Fragmentation




- **Internal fragmentation**

- Allocated block is larger than `malloc()` requested
- E.g., `malloc()` imposes a minimum size (e.g., 64 bytes)



- **External fragmentation**

- Enough free memory exists, but no block is big enough
- E.g., `malloc()` asks for 128 contiguous bytes



29

Simple “K&R-Like” Approach



- **Memory allocated in multiples of a base size**

- E.g., 16 bytes, 32 bytes, 48 bytes, ...

- **Linked list of free blocks**

- `malloc()` and `free()` walk through the list to allocate and deallocate

- `malloc()` **allocates the first big-enough block**

- To avoid sequencing further through the list

- `malloc()` **splits the free block**

- To allocate what is needed, and leave the rest available

- **Linked list is circular**

- To be able to continue where you left off

- **Linked list in the order the blocks appear in memory**

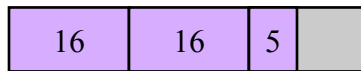
- To be able to “coalesce” neighboring free blocks

30

Allocate Memory in Multiples of Base Size



- Allocate memory in multiples of a base size
 - Avoid maintaining very tiny free blocks
 - Align memory on size of largest data type (e.g., double)
- Requested size is “rounded up”
 - Allocation in units of `base_size`
 - Round: $(nbytes + base_size - 1) / base_size$
- Example:
 - Suppose `nbytes` is 37
 - And `base_size` is 16 bytes
 - Then $(37 + 16 - 1) / 16$ is $52 / 16$ which rounds down to 3



31

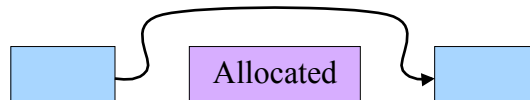
Linked List of Free Blocks



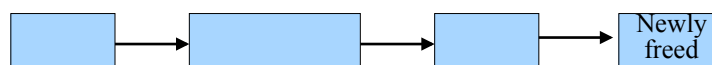
- Linked list of free blocks



- `malloc()` allocates a big-enough block



- `free()` adds newly-freed block to the list

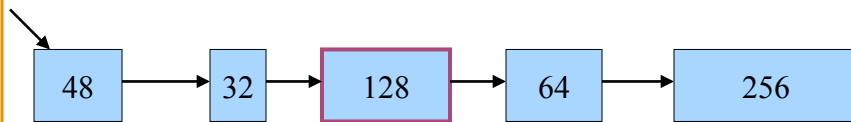


32

“First-Fit” Allocation



- Handling a request for memory (e.g., `malloc()`)
 - Find a free block that satisfies the request
 - Must have a “size” that is big enough, or bigger
- Simplest approach: first fit
 - Sequence through the linked list
 - Stop upon encountering a “big enough” free block
- Example: request for 64 bytes
 - First-fit algorithm stops at the 128-byte block

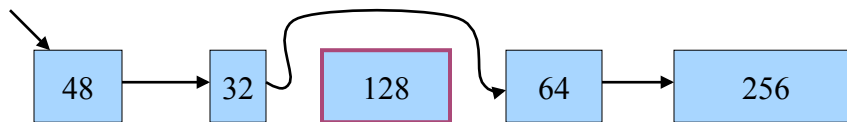


33

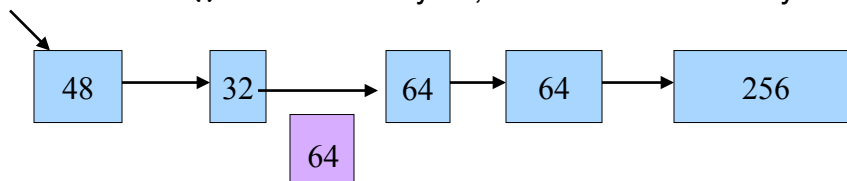
Splitting an Oversized Free Block



- Simple case: perfect fit
 - `malloc()` asks for 128 bytes, free block has 128 bytes
 - Simply remove the free block from the list



- Complex case: splitting the block
 - `malloc()` asks for 64 bytes, free block has 128 bytes

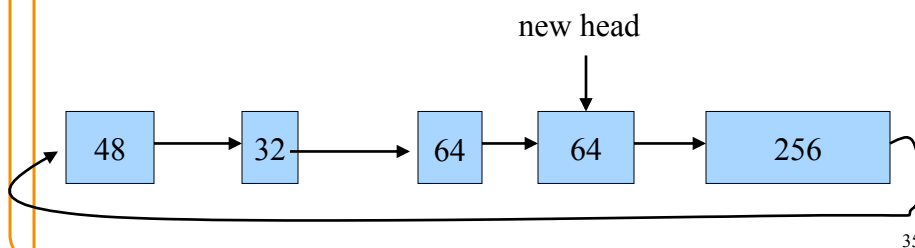


34

Circular Linked List of Free Blocks



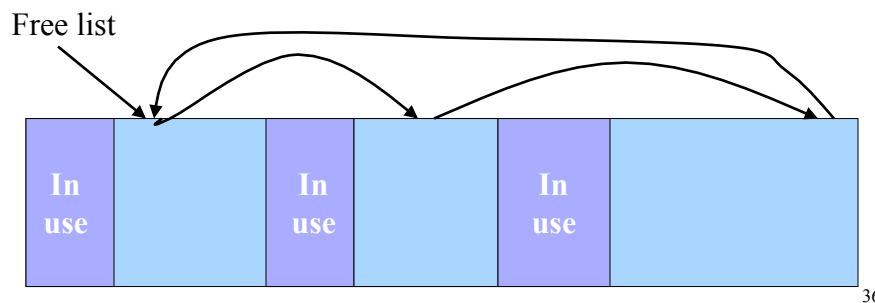
- Advantages of making free list a circular list
 - Any element in the list can be the beginning
 - Don't have to handle the "end" of the list as special
- Performance optimization
 - Make the head be where last block was found
 - More likely to find "big enough" blocks later in the list



Maintaining Free Blocks in Order



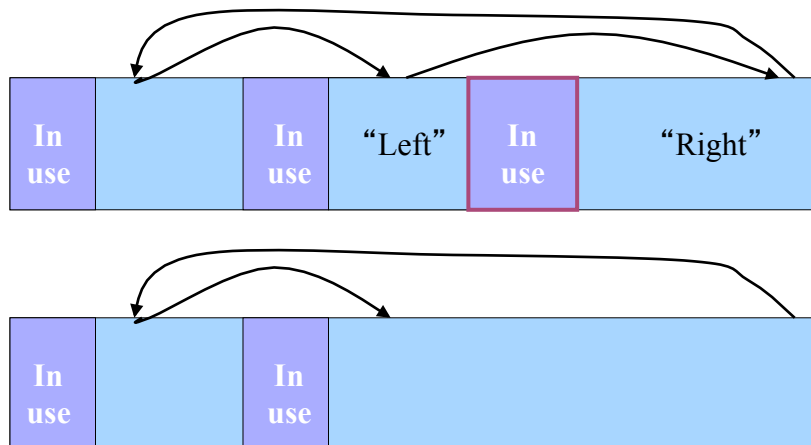
- Keep list in order of increasing addresses
 - Makes it easier to coalesce adjacent free blocks
- Though, makes calls to free() more expensive
 - Need to insert the newly-freed block in the right place



Coalescing Adjacent Free Blocks



- When inserting a block in the free list
 - “Look left” and “look right” for neighboring free blocks



Conclusion



- Elegant simplicity of K&R `malloc()` and `free()`
 - Simple header with pointer and size in each free block
 - Simple circular linked list of free blocks
 - Relatively small amount of code (~25 lines each)
- Limitations of K&R functions in terms of efficiency
 - `malloc()` requires scanning the free list
 - To find the first free block that is big enough
 - `free()` requires scanning the free list
 - To find the location to insert the to-be-freed block

38