



Memory Management

1



Goals of this Lecture

- Help you learn about:
 - The memory hierarchy
 - Spatial and temporal locality of reference
 - Caching, at multiple levels
 - Virtual memory
 - ... and thereby ...
 - How the hardware and OS give application pgms:
 - The illusion of a large contiguous address space
 - Protection against each other

Virtual memory is one of the most important concepts in systems programming

2

Motivation for Memory Hierarchy



- **Faster storage technologies are more costly**
 - Cost more money per byte
 - Have lower storage capacity
 - Require more power and generate more heat
- **The gap between processing and memory is widening**
 - Processors have been getting faster and faster
 - Main memory speed is not improving as dramatically
- **Well-written programs tend to exhibit good locality**
 - Across time: repeatedly referencing the same variables
 - Across space: often accessing other variables located nearby

Want the *speed* of fast storage at the *cost* and *capacity* of slow storage. Key idea: memory hierarchy!

3

Simple Three-Level Hierarchy



- **Registers**
 - Usually reside directly on the processor chip
 - Essentially no latency, referenced directly in instructions
 - Low capacity (e.g., 32-512 bytes)
- **Main memory**
 - Around 100 times slower than a clock cycle
 - Constant access time for any memory location
 - Modest capacity (e.g., 1-8GB)
- **Disk**
 - Around 100,000 times slower than main memory
 - Faster when accessing many bytes in a row
 - High capacity (e.g., 1TB)



4

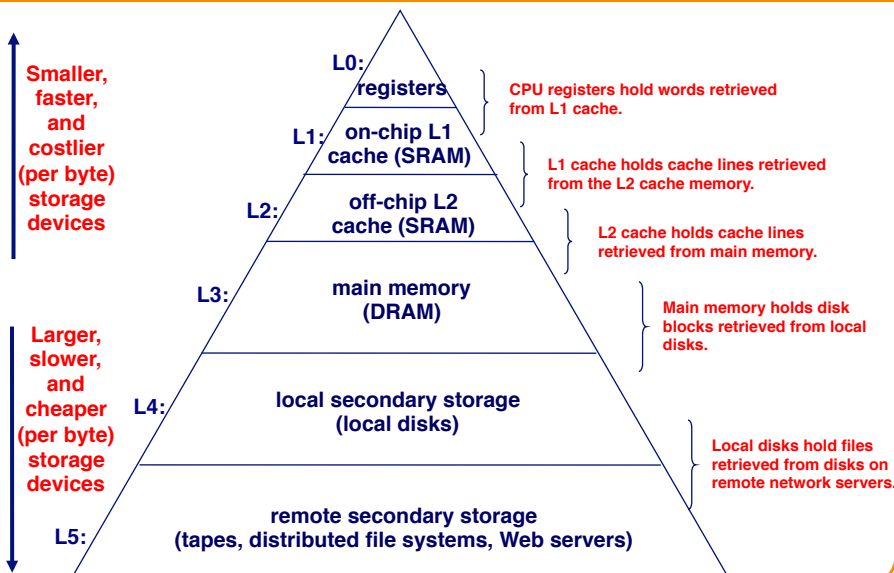
Widening Processor/Memory Gap



- Gap in speed increasing from 1986 to 2000
 - CPU speed improved ~55% per year
 - Main memory speed improved only ~10% per year
- Main memory as major performance bottleneck
 - Many programs stall waiting for reads and writes to finish
- Changes in the memory hierarchy
 - Increasing the number of registers
 - 8 integer registers in the x86 vs. 128 in the Itanium
 - Adding caches between registers and main memory
 - On-chip level-1 cache and off-chip level-2 cache

5

An Example Memory Hierarchy



Locality of Reference



- Two kinds of locality
 - **Temporal locality**: recently referenced items are likely to be referenced in near future
 - **Spatial locality**: Items with nearby addresses tend to be referenced close together in time.

```
sum = 0;
for (i = 0; i < n; i++)
    sum += a[i];
return sum;
```

- Locality example
 - Program data
 - Temporal: the variable `sum`
 - Spatial: variable `a[i+1]` accessed soon after `a[i]`
 - Instructions
 - Temporal: cycle through the for-loop repeatedly
 - Spatial: reference instructions in sequence

7

Locality Makes Caching Effective



- Cache
 - Smaller, faster storage device that acts as a staging area
 - ... for a *subset* of the data in a larger, slower device
- Caching and the memory hierarchy
 - Storage device at level k is a cache for level $k+1$
 - Registers as cache of L1/L2 cache and main memory
 - Main memory as a cache for the disk
 - Disk as a cache of files from remote storage
- Locality of access is the key
 - Most accesses satisfied by first few (faster) levels
 - Very few accesses go to the last few (slower) levels

8

Caching in a Memory Hierarchy



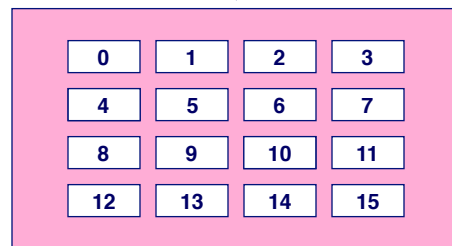
Level k:



Smaller, faster, more expensive device at level k caches a subset of the blocks from level k+1

Data copied between levels in block-sized transfer units

Level k+1:



Larger, slower, cheaper storage device at level k+1 is partitioned into blocks.

Cache Block Sizes



- **Fixed vs. variable size**
 - Fixed-sized blocks are easier to manage (common case)
 - Variable-sized blocks make more efficient use of storage
- **Block size**
 - Depends on access times at the level k+1 device
 - Larger block sizes further down in the hierarchy
 - E.g., disk seek times are slow, so disk pages are larger
- **Examples**
 - CPU registers: 4-byte words
 - L1/L2 cache: 32-byte blocks
 - Main memory: 4 KB pages
 - Disk: entire files

Cache Hit and Miss

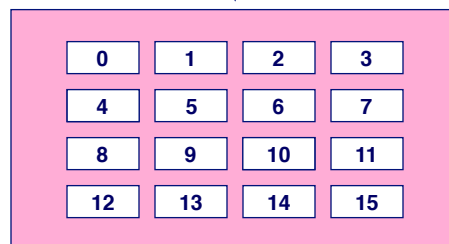


- **Cache hit**
 - Program accesses a block available in the cache
 - Satisfy directly from cache
 - E.g., request for “10”
- **Cache miss**
 - Program accesses a block not available in the cache
 - Bring item into the cache
 - E.g., request for “13”
- **Where to place the item?**
- **Which item to evict?**

Level k:



Level k+1:



11

Three Kinds of Cache Misses



- **Cold (compulsory) miss**
 - Cold misses occur because the block hasn't been accessed before
 - E.g., first time a segment of code is executed
 - E.g., first time a particular array is referenced
- **Capacity miss**
 - Set of active cache blocks (the “working set”) is larger than cache
 - E.g., manipulating a 1200-byte array within a 1000-byte cache
- **Conflict miss**
 - Some caches limit the locations where a block can be stored
 - E.g., block i must be placed in cache location $(i \bmod 4)$
 - Conflicts occur when multiple blocks map to the same location(s)
 - E.g., referencing blocks 0, 8, 0, 8, 0, 8, ... would miss every time

12

Cache Replacement



- **Evicting a block from the cache**
 - New block must be brought into the cache
 - Must choose a “victim” to evict
- **Optimal eviction policy**
 - Evict a block that is *never* accessed again
 - Evict the block accessed the *furthest in the future*
 - Impossible to implement without knowledge of the future
- **Using the past to predict the future**
 - Evict the “least recently used” (LRU) block
 - Assuming it is not likely to be used again soon
- **But, LRU is often expensive to implement**
 - Need to keep track of access times
 - So, simpler approximations of LRU are used

13

Who Manages the Cache?



- **Registers**
 - Cache of L1/L2 cache and main memory
 - Managed explicitly by the *compiler*
 - By determining which data are brought in and out of registers
 - Using relatively sophisticated code-analysis techniques
- **L1/L2 cache**
 - Cache of main memory
 - Managed by the *hardware*
 - Using relatively simple mechanisms (e.g., “i mod 4”)
- **Main memory**
 - **Cache of the disk**
 - **Managed (in modern times) by the *operating system***
 - **Using relatively sophisticated mechanisms (e.g., LRU-like)**
 - **Since reading from disk is extremely time consuming**

14

Manual Allocation: Segmentation



- In the olden days (aka “before the mid 1950s”)
 - Programmers incorporated storage allocation in their programs
 - ... whenever the total information exceeded main memory
- Segmentation
 - Programmers would divide their programs into “segments”
 - Which would “overlay” (i.e., replace) one another in main memory
- Advantages
 - Programmers are intimately familiar with their code
 - And can optimize the layout of information in main memory
- Disadvantages
 - Immensely tedious and error-prone
 - Compromises the portability of the code

15

Automatic Allocation: Virtual Memory



- Give programmer the illusion of a very large memory
 - Large: 4 GB of memory with 32-bit addresses
 - Uniform: contiguous memory locations, from 0 to $2^{32}-1$
- Independent of
 - The actual size of the main memory
 - The presence of any other processes sharing the computer
- Key idea #1: separate “address” from “physical location”
 - Virtual addresses: generated by the program
 - Memory locations: determined by the hardware and OS
- Key idea #2: caching
 - Swap virtual pages between main memory and the disk

One of the biggest ideas in computer systems!

16

Making Good Use of Memory and Disk



- **Good use of the disk**
 - Read and write data in large “pages”
 - ... to amortize the cost of “seeking” on the disk
 - E.g., page size of 4 KB
- **Good use of main memory**
 - Even though the address space is large
 - ... programs usually access only small portions at a time
 - Keep the “working set” in main memory
 - Demand paging: only bring in a page when needed
 - Page replacement: selecting good page to swap out
- **Goal: avoid thrashing**
 - Continually swapping between memory and disk

17

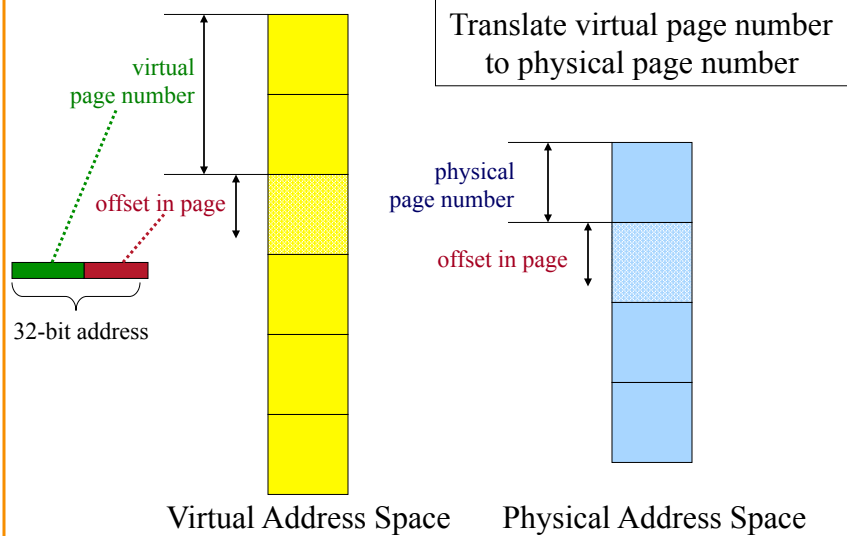
Virtual Address for a Process



- **Virtual page number**
 - Number of the page in the virtual address space
 - Extracted from the upper bits of the (virtual) address
 - ... and then mapped to a physical page number
- **Offset in a page**
 - Number of the byte within the page
 - Extracted from the lower bits of the (virtual) address
 - ... and then used as offset from start of physical page
- **Example: 4 KB pages**
 - 20-bit page number: 2^{20} virtual pages
 - 12-bit offset: bytes 0 to $2^{12}-1$

18

Virtual Memory for a Process



19

Page Table to Manage the Cache



- Current location of each virtual page
 - Physical page number, or
 - Disk address (or null if unallocated)
- Example
 - Page 0: at location xx on disk
 - Page 1: at physical page 2
 - Page 3: not yet allocated
- Page “hit” handled by hardware
 - Compute the physical address
 - Map virtual page # to physical page #
 - Concatenate with offset in page
 - Read or write from main memory
 - Using the physical address
- Page “miss” triggers an exception...

0	
1	
2	27
3	4
4	1
...	10
virtual pages	physical pages

20

“Miss” Triggers Page Fault



- Accessing page not in main memory

	V	Physical or disk address
0	0	xx
1	1	2
2	0	yy
3	0	null
4	1	1
		...

`movl 0002104, %eax`

Virtual page #2 at location yy on disk!



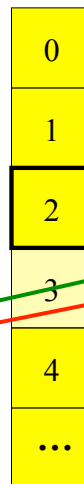

21

OS Handles the Page Fault



- Bringing page in from disk
 - If needed, swap out old page (e.g., #4)
 - Bring in the new page (page #2)
 - Update the page table entries

	V	Physical or disk address
0	0	xx
1	1	2
2	0 ₁	yy ₁
3	0	null
4	1 ₀	1 _{zz}
		...



22

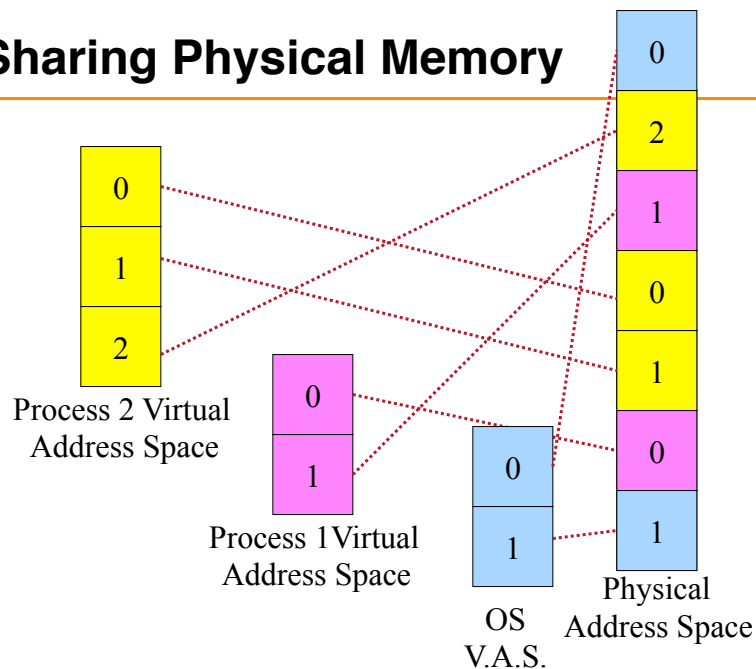
VM as a Tool for Memory Protection



- **Memory protection**
 - Prevent process from unauthorized reading or writing of memory
- **User process should not be able to**
 - Modify the read-only text section in its own address space
 - Read or write operating-system code and data structures
 - Read or write the private memory of other processes
- **Hardware support**
 - Permission bits in page-table entries (e.g., read-only)
 - Separate identifier for each process (i.e., process-id)
 - Switching between *unprivileged* mode (for user processes) and *privileged* mode (for the operating system)

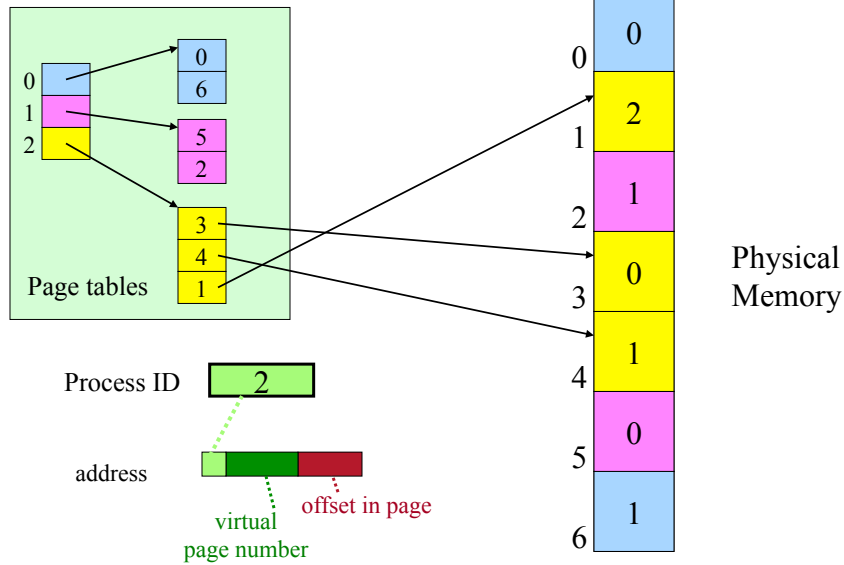
23

Sharing Physical Memory



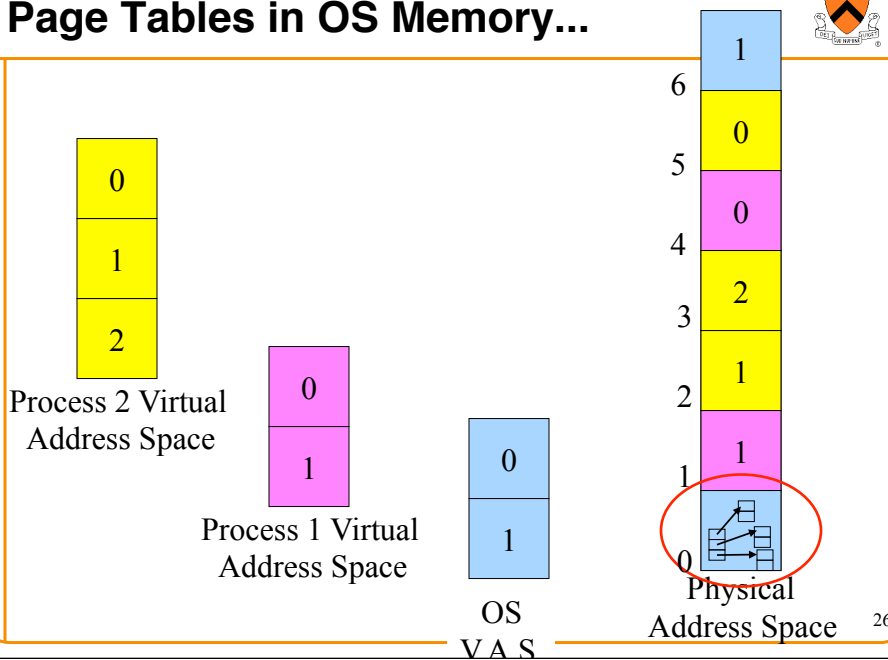
24

Process-ID and Page Table Entries



25

Page Tables in OS Memory...



26

Measuring the Memory Usage



```

% ps 1
F  UID  PID  PPID  PRI  VSZ  RSS  STAT  TIME  COMMAND
0  115  7264  7262  17  4716  1400  SN    0:00  -csh
0  115  7290  7264  17  15380  10940  SN    5:52  emacs
0  115  3283  7264  23  2864   812  RN    0:00  ps 1
    
```

Unix

Image Name	PID	CPU	CPU Time	Mem Us...	Page Fa...	VM Size
metd32.exe	580	00	0:00:04	2,084 K	557	552 K
ps_agent.exe	596	00	0:00:00	3,436 K	921	1,224 K
lap.exe	612	00	0:00:02	120 K	41,224	584 K
qttask.exe	1180	00	0:00:00	1,348 K	345	356 K
POWERPNT.EXE	1188	00	86:32:55	7,444 K	753,920	67,624 K
acrotray.exe	1208	00	0:00:00	5,848 K	1,970	2,368 K
INTERNAT.EXE	1216	00	0:00:00	1,656 K	463	360 K
mozilla.exe	1228	00	0:14:18	62,664 K	159,297	59,600 K
Acrobat.exe	1236	00	0:00:49	45,056 K	121,057	47,220 K

Windows

27

VM as a Tool for Memory Management



- **Simplifying linking**
 - Same memory layout for each process
 - E.g., text section always starts at `0x08048000`
 - E.g., stack always grows down from `0x0bfffffff`
 - Linker can be independent of physical location of code
- **Simplifying sharing**
 - User processes can share some code and data
 - E.g., single physical copy of stdio library code (like printf)
 - Mapped in to the virtual address space of each process
- **Simplifying memory allocation**
 - User processes can request additional memory from the heap
 - E.g., using `malloc()` to allocate, and `free()` to deallocate
 - OS allocates *contiguous* virtual pages...
 - ... and scatters them *anywhere* in physical memory

28

Summary



- **Memory hierarchy**
 - Memory devices of different speed, size, and cost
 - Registers, on-chip cache, off-chip cache, main memory, disk, tape
 - Locality of memory accesses making caching effective
- **Virtual memory**
 - Separate virtual address space for each process
 - Provides caching, memory protection, and memory management
 - Implemented via cooperation of the address-translation hardware and the OS (when page faults occur)
- **In Dynamic Memory Management lectures:**
 - Dynamic memory allocation on the heap
 - Management by user-space software (e.g., `malloc()` and `free()`)