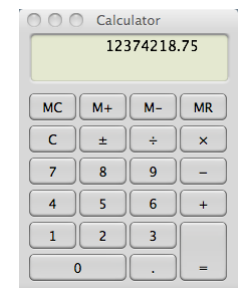
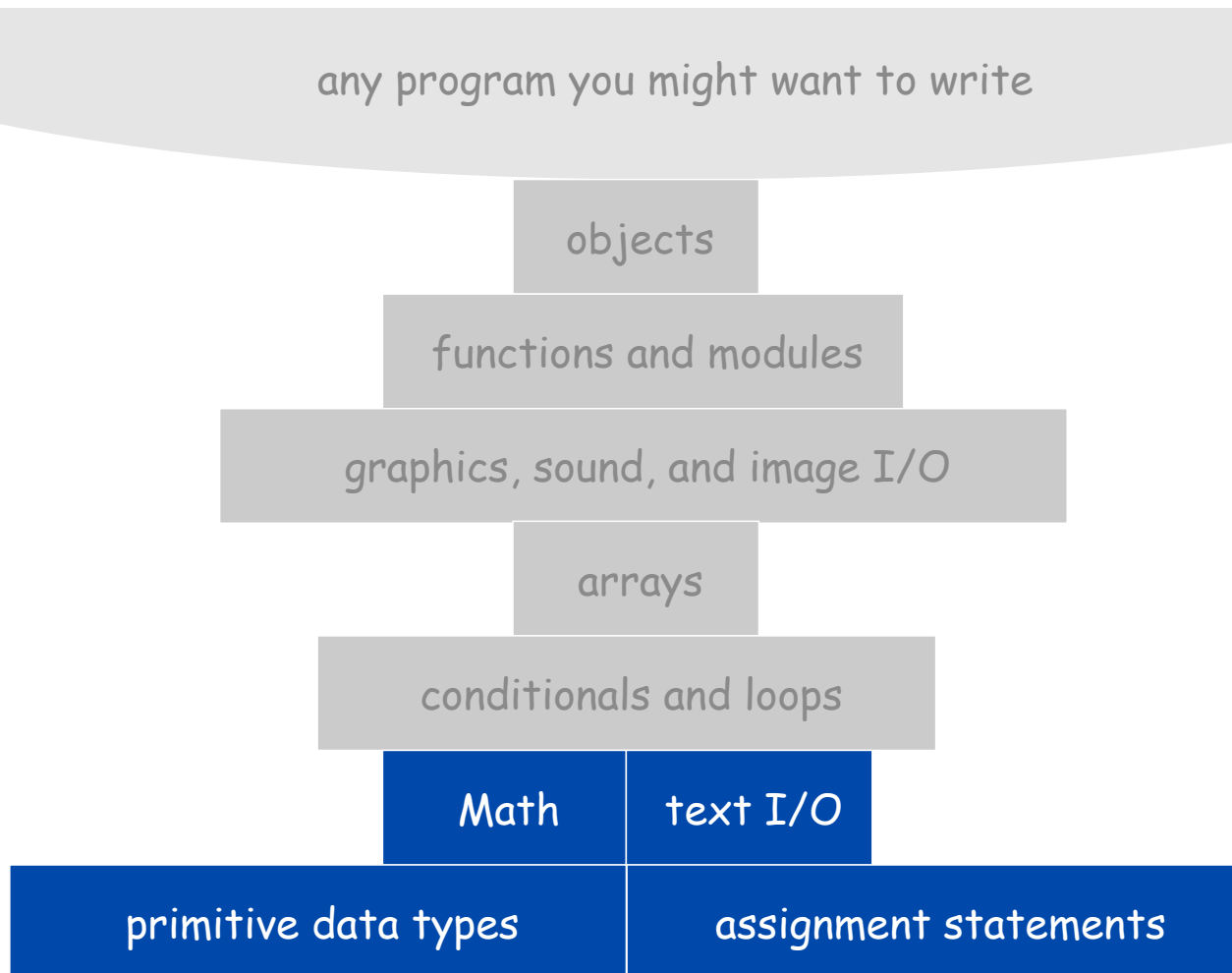


1.3 Conditionals and Loops



last lecture;
equivalent
to a calculator

1.3 Conditionals and Loops

any program you might want to write

objects

functions and modules

graphics, sound, and image I/O

arrays

conditionals and loops

Math

text I/O

primitive data types

assignment statements



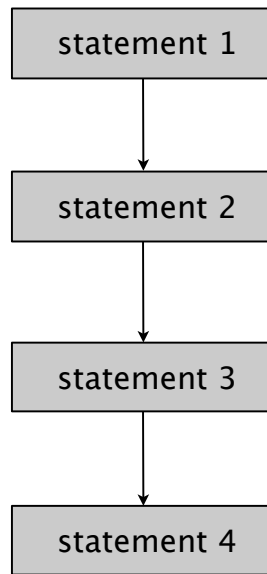
to infinity
and beyond!



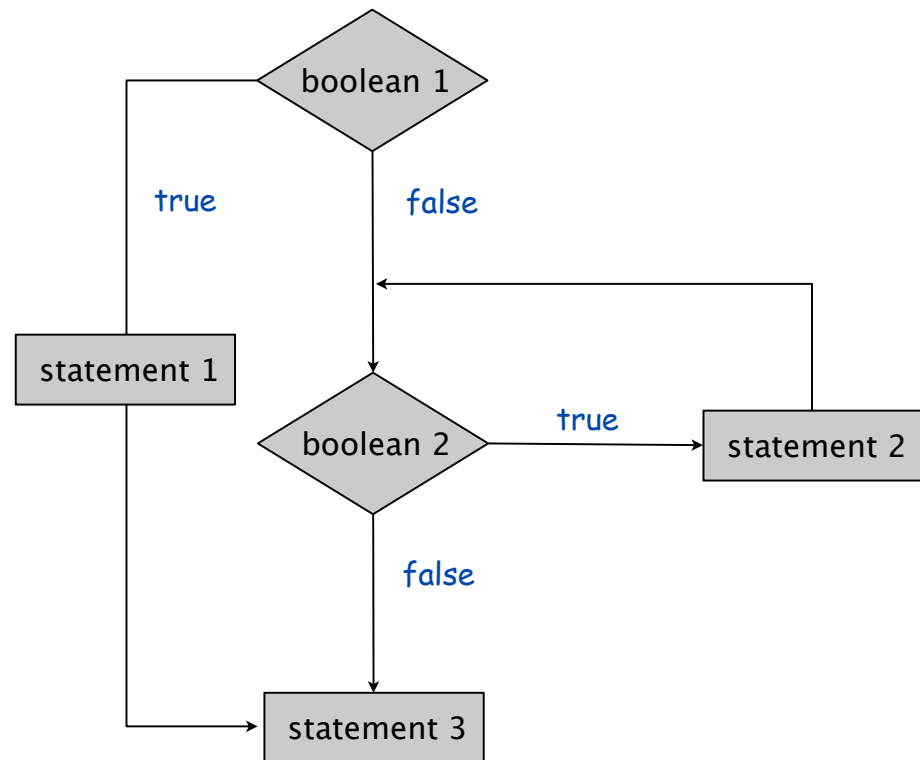
Conditionals and Loops

Control flow.

- Sequence of statements that are actually executed in a program.
- Conditionals and loops: enable us to choreograph control flow.



straight-line control flow



control flow with conditionals and loops

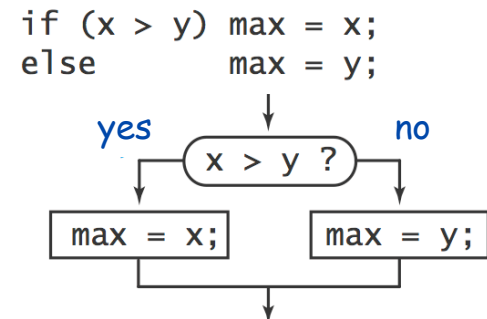
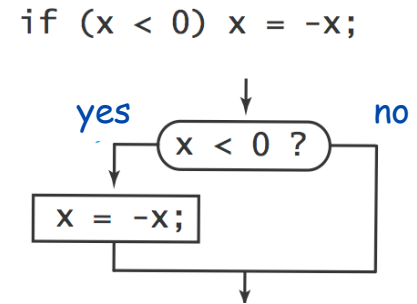
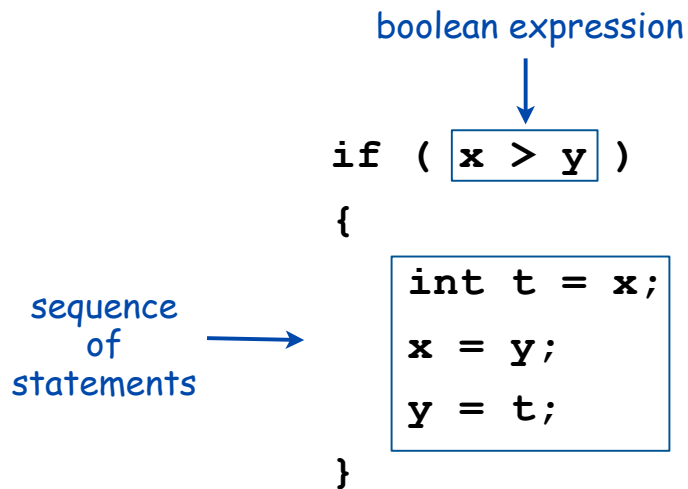
Conditionals



If Statement

The `if` statement. A common branching structure.

- Evaluate a `boolean` expression.
- If `true`, execute some statements.
- **else option:** If `false`, execute other statements.



If Statement

Ex. Take different action depending on value of variable.

```
public class Flip
{
    public static void main(String[] args)
    {
        if (Math.random() < 0.5)
            System.out.println("Heads");
        else System.out.println("Tails");
    }
}
```



```
% java Flip
Heads
% java Flip
Heads
% java Flip
Tails
% java Flip
Heads
```

If Statement Examples

```
if (x < 0) x = -x;
```

absolute value

```
if (x > y) max = x;  
else      max = y;
```

maximum

```
if (x > y)  
{  
    int t = x;  
    x = y;  
    y = t;  
}
```

2-sort

x > y before

x	y	t
1234	99	undefined
1234	99	1234
99	99	1234
99	1234	1234

x < y after

```
if (den == 0) System.out.println("Division by zero");  
else          System.out.println("Quotient = " + num/den);
```

error check for division operation

```
double discriminant = b*b - 4.0*c;  
if (discriminant < 0.0)  
{  
    System.out.println("No real roots");  
}  
else  
{  
    System.out.println((-b + Math.sqrt(discriminant))/2.0);  
    System.out.println((-b - Math.sqrt(discriminant))/2.0);  
}
```

error check for quadratic formula

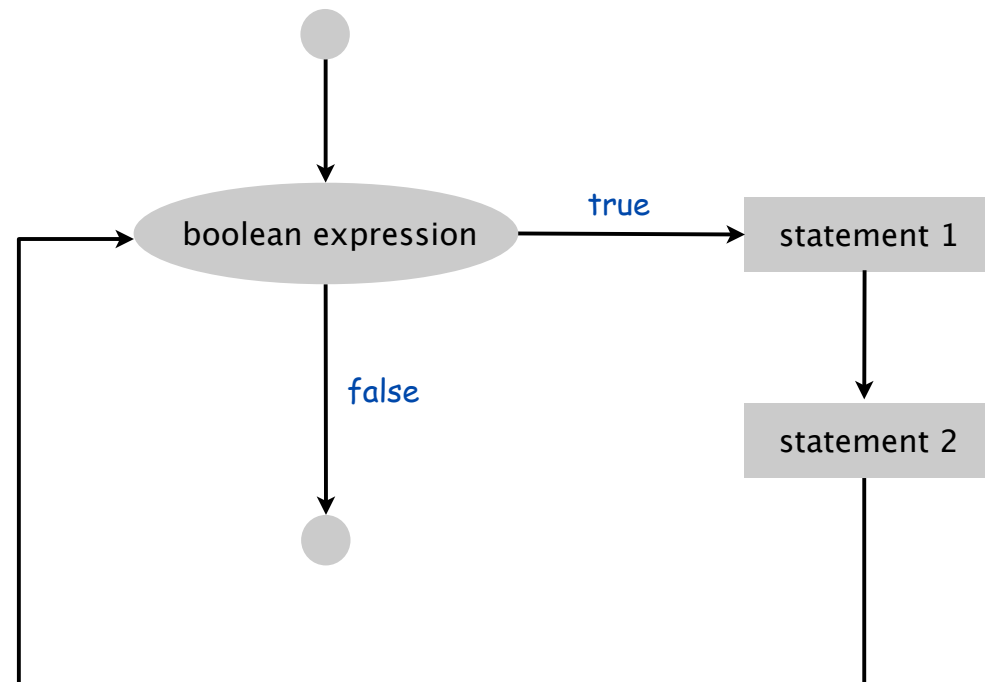
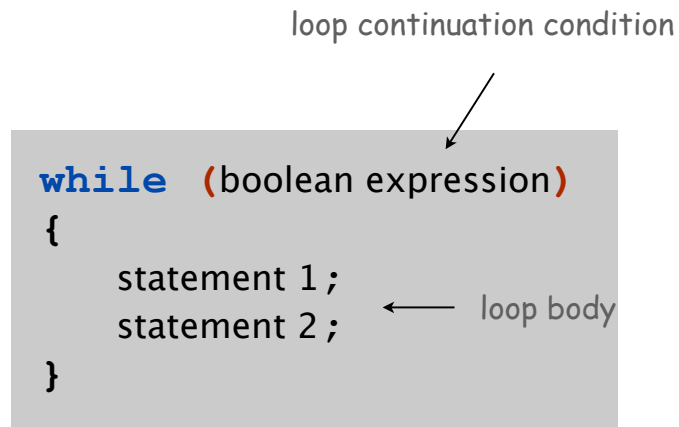
Loops



While Loop

The **while** loop. A common repetition structure.

- Check a boolean expression.
- Execute a sequence of statements.
- Repeat.



While Loop Example: Powers of Two

Ex. Print powers of 2 that are $\leq 2^n$.

- Increment i from 0 to n .
- Double v each time.

```
int i = 0;
int v = 1;
while (i <= n)
{
    System.out.println(v);
    i = i + 1;
    v = 2 * v;
}
```

i	v	$i \leq n$
0	1	true
1	2	true
2	4	true
3	8	true
4	16	true
5	32	true
6	64	true
7	128	false

```
1
2
4
8
16
32
64
```

$n = 6$

Powers of Two (full program)

```
public class PowersOfTwo
{
    public static void main(String[] args)
    {

        // last power of two to print
        int n = Integer.parseInt(args[0]);

        int i = 0; // loop control counter
        int v = 1; // current power of two
        while (i <= n)
        {
            System.out.println(v);
            i = i + 1;
            v = 2 * v;
        }
    }
}
```

← print ith power of two

```
% java PowersOfTwo 3
1
2
4
8

% java PowersOfTwo 6
1
2
4
8
16
32
64
```

While Loop Challenge

Anything wrong with the following code?

```
public class PowersOfTwo {
    public static void main(String[] args) {
        int N = Integer.parseInt(args[0]);
        int i = 0; // loop control counter
        int v = 1; // current power of two
        while (i <= N)
            System.out.println(v);
            i = i + 1;
            v = 2 * v;
        }
    }
```

While Loop Example: Square Root

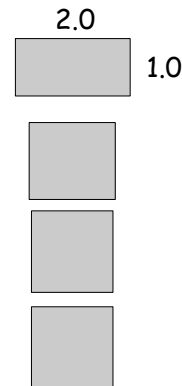
Goal. Implement `Math.sqrt()` .

```
% java Sqrt 60481729
7777.0
```


Newton-Raphson method to compute the square root of c :

- Initialize $t_0 = c$.
- **Repeat until** $t_i = c / t_i$, up to desired precision:
set t_{i+1} to be the average of t_i and c / t_i .

i	t_i	$2/t_i$	average
0	2.0	1.0	1.5
1	1.5	1.3333333	1.4166667
2	1.4166667	1.4117647	1.4142157
3	1.4142157	1.4142114	1.4142136
4	1.4142136	1.4142136	



computing the square root of 2 to seven places



"A wonderful square root. Let's hope it can be used for the good of mankind."

Copyright 2004, Sidney Harris
<http://www.sciencecartoonsplus.com>

While Loop Example: Square Root

Goal. Implement `Math.sqrt()`.

Newton-Raphson method to compute the square root of c :

- Initialize $t_0 = c$.
- **Repeat until** $t_i = c / t_i$, up to desired precision:
set t_{i+1} to be the average of t_i and c / t_i .

```
public class Sqrt
{
    public static void main(String[] args)
    {
        double EPS = 1E-15;
        double c = Double.parseDouble(args[0]);
        double t = c;
        while (Math.abs(t - c/t) > t*EPS)
        { t = (c/t + t) / 2.0; }
        System.out.println(t);
    }
}
```

error tolerance

```
% java Sqrt 2.0
1.414213562373095
```

15 decimal digits of accuracy in 5 iterations

Newton-Raphson Method

Square root method explained (some math omitted).

- Goal: find root of function $f(x)$.

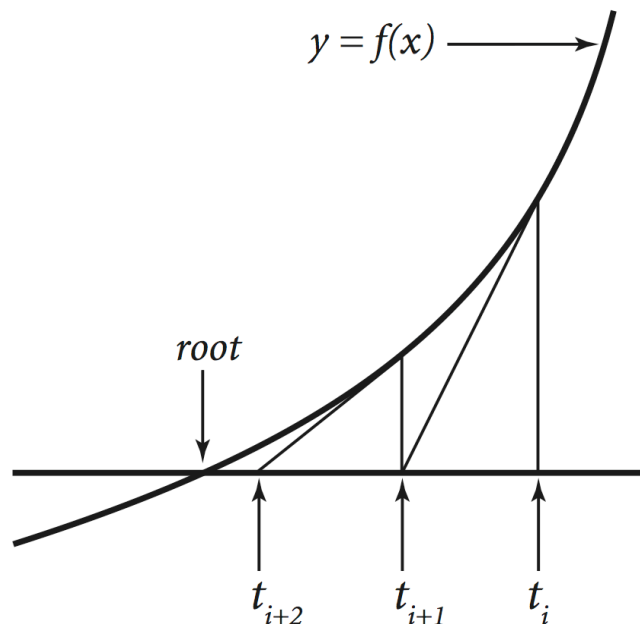
- Start with estimate t_0 .

← $f(x) = x^2 - c$ to compute \sqrt{c}


- Draw line tangent to curve at $x = t_i$.

- Set t_{i+1} to be x -coordinate where line hits x -axis.

- Repeat until desired precision.



The For Loop



Copyright 2004, FoxTrot by Bill Amend
www.ucomics.com/foxtrot/2003/10/03

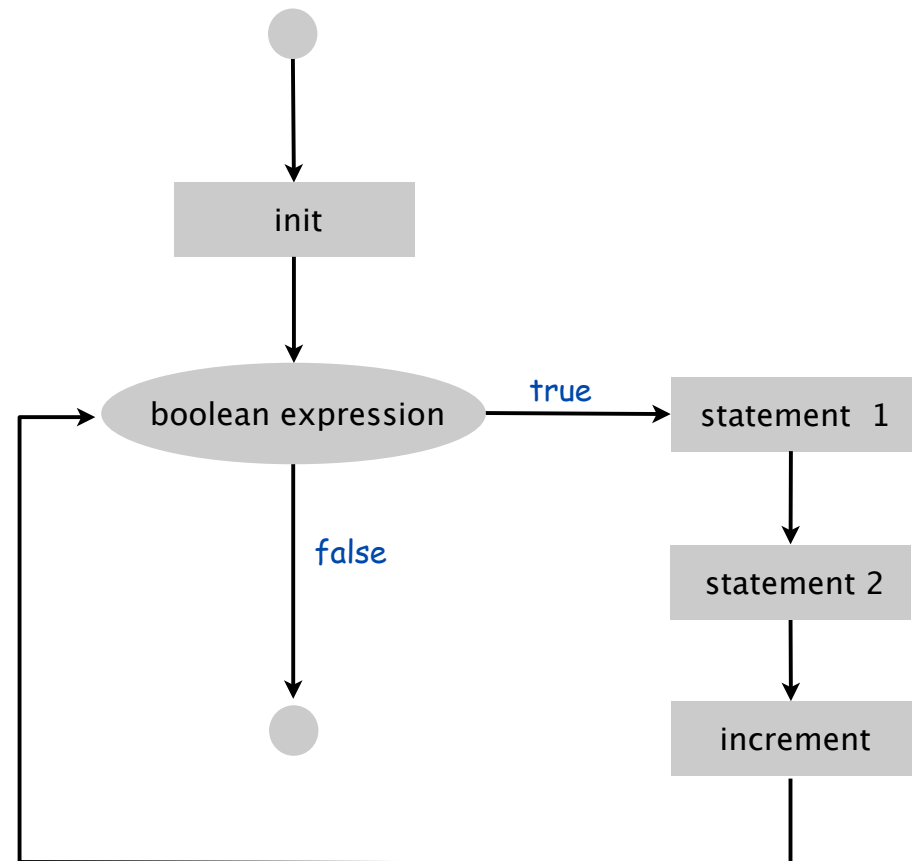
The For Loop

The `for` loop. Another common repetition structure.

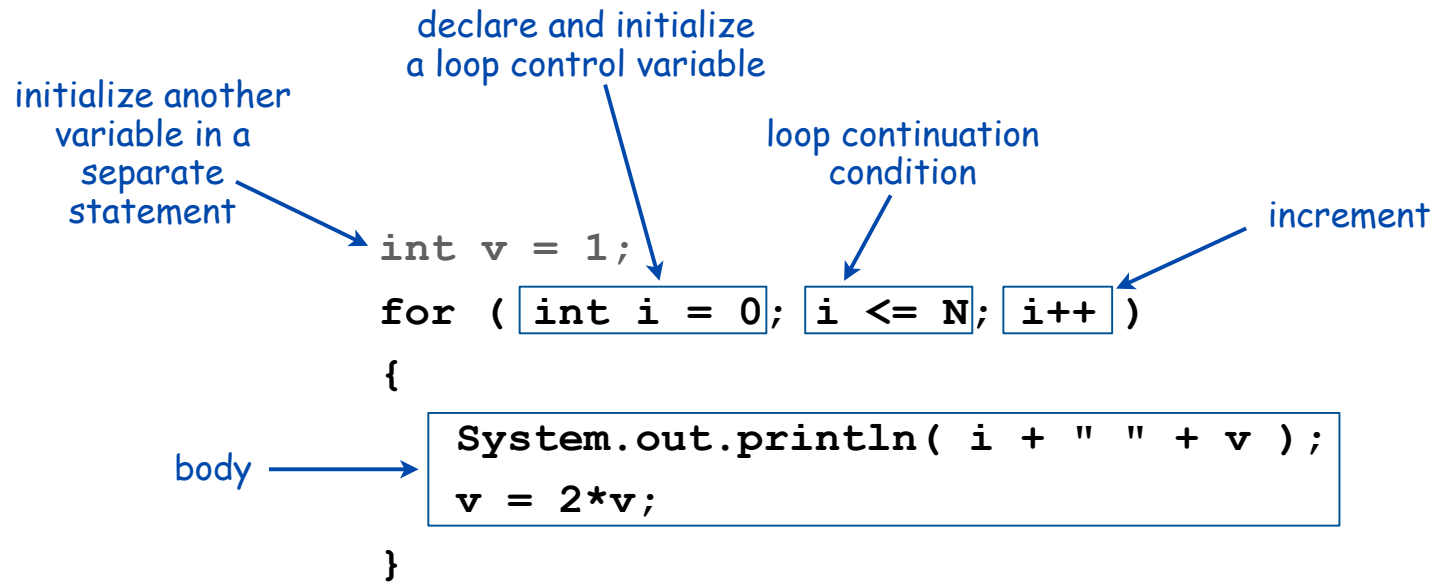
- Execute initialization statement.
- Check boolean expression.
- Execute sequence of statements.
- Execute increment statement.
- Repeat.

```
for (init; boolean expression; increment)
{
    statement 1;
    statement 2;
}
```

Annotations:
 - "loop continuation condition" points to "boolean expression".
 - "body" points to the statements inside the curly braces.



Anatomy of a for Loop



prints table of powers of two

Anatomy of a for Loop

```
int v = 1;
for ( int i = 0; i <= N; i++ )
{
    System.out.println( i + " " + v );
    v = 2*v;
}
```

Every **for** loop has an equivalent **while** loop

```
int v = 1;
int i = 0;
while ( i <= N; )
{
    System.out.println( i + " " + v );
    v = 2*v;
    i++;
}
```

<u>v</u>	<u>i</u>	<u>output</u>
1		
1	0	
1	0	0 1
2	0	
2	1	
2	1	1 2
4	1	
4	2	
4	2	2 4
8	2	
8	3	
8	3	3 8

Why **for** loops? Can provide more compact and understandable code.

For Loops: Subdivisions of a Ruler

Create subdivision of a ruler.

- Initialize `ruler` to **single space**.
- For each value `i` from 1 to `N`:
sandwich two copies of `ruler` on either side of `i`.

```
public class Ruler
{
    public static void main(String[] args)
    {
        int N = Integer.parseInt(args[0]);
        String ruler = " ";
        for (int i = 1; i <= N; i++)
            ruler = ruler + i + ruler;
        System.out.println(ruler);
    }
}
```

<code>i</code>	<code>ruler</code>
1	" 1 "
2	" 1 2 1 "
3	" 1 2 1 3 1 2 1 "

end-of-loop trace

For Loops: Subdivisions of a Ruler

```
% java Ruler 1
1

% java Ruler 2
1 2 1

% java Ruler 3
1 2 1 3 1 2 1

% java Ruler 4
1 2 1 3 1 2 1 4 1 2 1 3 1 2 1

% java Ruler 5
1 2 1 3 1 2 1 4 1 2 1 3 1 2 1 5 1 2 1 3 1 2 1 4 1 2 1 3 1 2 1

% java Ruler 100
Exception in thread "main"
java.lang.OutOfMemoryError
```

$2^{100} - 1 = 1,267,650,600,228,229,401,496,703,205,375$ integers in output

Observation. Loops can produce a huge amount of output!

Loop Examples

```
int sum = 0;
for (int i = 1; i <= N; i++)
    sum += i;
System.out.println(sum);
```

compute sum $(1 + 2 + 3 + \dots + N)$

<u>sum</u>	<u>i</u>
1	1
3	2
6	3
10	4

← trace at end of loop for $N = 4$

```
int product = 1;
for (int i = 1; i <= N; i++)
    product *= i;
System.out.println(product);
```

compute $N!$ $(1 * 2 * 3 * \dots * N)$

<u>product</u>	<u>i</u>
1	1
2	2
6	3
24	4

$N = 4$

```
for (int i = 0; i <= N; i++)
    System.out.println(i + " " + 2*Math.PI*i/N);
```

print a table of function values

0	0.0
1	1.57079632...
2	3.14159265...
3	4.71238898...
4	6.28318530...

```
int v = 1;
while (v <= N/2)
    v = 2*v;
System.out.println(v);
```

print largest power of 2 less than or equal to N

<u>v</u>
2
4
8
16

← trace at end of loop for $N = 23$

Nesting



Nesting Conditionals and Loops


Nesting. Use a conditional or a loop within a conditional or a loop

- Enables complex control flows.
- Adds to challenge of debugging.

Any "statement" within a conditional or loop may itself be a conditional or a loop statement

```
for (int i = 0; i < trials; i++)
{
    int t = stake;
    while (t > 0 && t < goal)
        if (Math.random() < 0.5) t++;
        else t--;
    if (t == goal) wins++;
}
```

if-else statement
within a while loop
within a **for** loop



Nested If Statements

Ex. Pay a certain tax rate depending on income level.

Income	Rate
0 - 47,450	22%
47,450 - 114,650	25%
114,650 - 174,700	28%
174,700 - 311,950	33%
311,950 -	35%

5 mutually exclusive alternatives

Nested If-Else Statements

Need all those braces? Not always:

```
if      (income < 47450) rate = 0.22;
else if (income < 114650) rate = 0.25;
else if (income < 174700) rate = 0.28;
else if (income < 311950) rate = 0.33;
else                                rate = 0.35;
```

is shorthand for

```
if (income < 47450) rate = 0.22;
else
{
    if (income < 114650) rate = 0.25;
    else
    {
        if (income < 174700) rate = 0.28;
        else
        {
            if (income < 311950) rate = 0.33;
            else                    rate = 0.35;
        }
    }
}
```

but BE CAREFUL when nesting if-else statements (see Q&A p. 75).

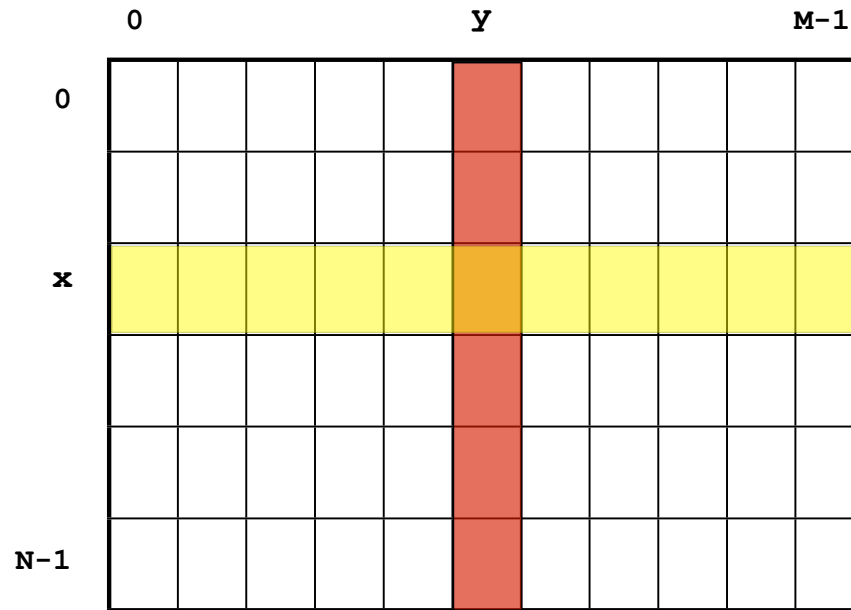
Nested If Statement Challenge

Anything wrong with the following code?

```
double rate = 0.35;  
if (income < 47450) rate = 0.22;  
if (income < 114650) rate = 0.25;  
if (income < 174700) rate = 0.28;  
if (income < 311950) rate = 0.33;
```

Nested for loops

Ex. Visit each location in a two-dimensional table (stay tuned for arrays).



```
for (x = 0; x < N; x++)  
  for (y = 0; y < M; y++)  
    Do something at entry (x,y);
```

Nesting Example: Gambler's Ruin

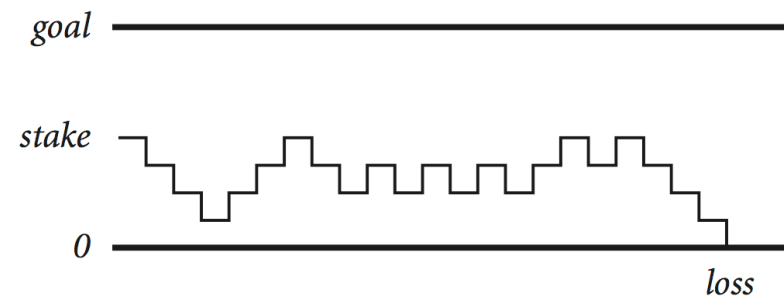
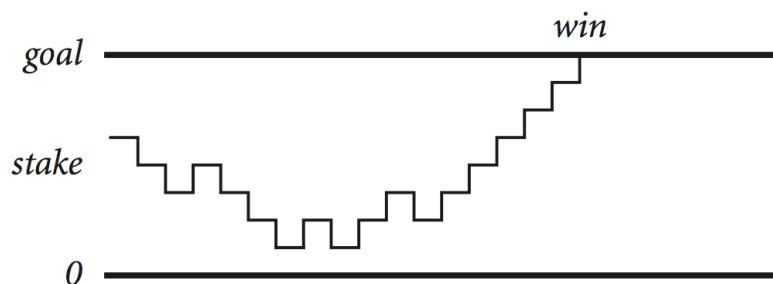
Gambler's ruin. Gambler starts with \$stake and places \$1 fair bets until going broke or reaching \$goal.

- What are the chances of winning?
- How many bets will it take?



One approach. Monte Carlo simulation.

- Flip digital coins and see what happens.
- Repeat and compute statistics.



Nesting Example: Gambler's Ruin Simulation

```
public class Gambler
{
    public static void main(String[] args)
    {
        // Get parameters from command line.
        int stake = Integer.parseInt(args[0]);
        int goal = Integer.parseInt(args[1]);
        int trials = Integer.parseInt(args[2]);

        // Count wins among args[2] trials.
        int wins = 0;
        for (int i = 0; i < trials; i++)
        {
            // Do one gambler's ruin experiment.
            int t = stake;
            while (t > 0 && t < goal)
            {
                // flip coin and update
                if (Math.random() < 0.5) t++;
                else t--;
            }
            if (t == goal) wins++;
        }
        System.out.println(wins + " wins of " + trials);
    }
}
```

if statement
within a while loop
within a for loop

Digression: Simulation and Analysis

stake goal trials
↓ ↓ ↓

```
% java Gambler 5 25 1000  
191 wins of 1000  
  
% java Gambler 5 25 1000  
203 wins of 1000  
  
% java Gambler 500 2500 1000  
197 wins of 1000
```

after a substantial wait...

Fact. Probability of winning = $\text{stake} \div \text{goal}$.

Fact. Expected number of bets = $\text{stake} \times \text{desired gain}$.

Ex. 20% chance of turning \$500 into \$2500,
but expect to make one million \$1 bets.

$$500/2500 = 20\%$$

$$500 \times (2500 - 500) = 1,000,000$$

Remark. Both facts can be proved mathematically.

For more complex scenarios, computer simulation
is often the best plan of attack.



Debugging

Debugging Example

Factor. Given an integer $N > 1$, compute its prime factorization.

$$3,757,208 = 2^3 \times 7 \times 13^2 \times 397$$

$$98 = 2 \times 7^2$$

$$17 = 17$$

Note: 1 is not prime.
(else it would have to
be in every
factorization)

$$11,111,111,111,111,111 = 2,071,723 \times 5,363,222,357$$

Application. Break RSA cryptosystem (factor 200-digit numbers).

Debugging: 99% of Program Development

Programming. A **process** of finding and fixing mistakes.

- Compiler error messages help locate **syntax** errors.
- Run program to find **semantic** and **performance** errors.

```
public class Factors
{
    public static void main(String[] args)
    {
        long N = Long.parseLong(args[0])
        for (i = 0; i < N; i++)
        {
            while (N % i == 0)
                System.out.print(i + " ")
                N = N / i
        }
    }
}
```

Check whether
i is a factor.

if i is a factor
print it and
divide it out

This program has bugs!



Debugging: Syntax Errors

Syntax error. Illegal Java program.

- Compiler error messages help locate problem.
- Goal: no errors and a file named `Factors.class`.

```
public class Factors
{
    public static void main(String[] args)
    {
        long N = Long.parseLong(args[0])
        for (i = 0; i < N; i++)
        {
            while (N % i == 0)
                System.out.print(i + " ")
            N = N / i
        }
    }
}
```



Debugging: Syntax Errors

Syntax error. Illegal Java program.

- Compiler error messages help locate problem.
- Goal: no errors and a file named `Factors.class`.

```
public class Factors
{
    public static void main(String[] args)
    {
        long N = Long.parseLong(args[0])
        for (i = 0; i < N; i++)
        {
            while (N % i == 0)
                System.out.print(i + " ")
            N = N / i
        }
    }
}
```

```
% javac Factors.java
Factors.java:6: ';' expected
    for (i = 2; i < N; i++)
                   ^
1 error ← the FIRST error
```



Debugging: Syntax Errors

Syntax error. Illegal Java program.

- Compiler error messages help locate problem.
- Goal: no errors and a file named `Factors.class`.

```
public class Factors
{
    public static void main(String[] args)
    {
        long N = Long.parseLong(args[0]) ;
        for ( int i = 0; i < N; i++ )
        {
            while (N % i == 0)
                System.out.print(i + " ") ;
            N = N / i ;
        }
    }
}
```

need to
declare
variable i

need terminating
semicolons

Syntax (compile-time) errors



Debugging: Semantic Errors

Semantic error. Legal but wrong Java program.

- Run program to identify problem.
- Add print statements if needed to produce **trace**.

```
public class Factors
{
    public static void main(String[] args)
    {
        long N = Long.parseLong(args[0]);
        for (int i = 0; i < N; i++)
        {
            while (N % i == 0)
                System.out.print(i + " ");
            N = N / i;
        }
    }
}
```

```
% javac Factors.java
% java Factors ← oops, need argument
Exception in thread "main"
java.lang.ArrayIndexOutOfBoundsException: 0
    at Factors.main(Factors.java:5)
```

← you will see this message!



Debugging: Semantic Errors

Semantic error. Legal but wrong Java program.

- Run program to identify problem.
- Add print statements if needed.

```
public class Factors
{
    public static void main(String[] args)
    {
        long N = Long.parseLong(args[0]);
        for (int i = 0; i < N; i++)
        {
            while (N % i == 0)
                System.out.print(i + " ");
            N = N / i;
        }
    }
}
```

```
% javac Factors.java
% % java Factors 98
Exception in thread "main"
java.lang.ArithmeticException: / by zero
    at Factors.main(Factors.java:8)
```



Debugging: Semantic Errors

Semantic error. Legal but wrong Java program.

- Run program to identify problem.
- Add print statements if needed.

```
public class Factors
{
    public static void main(String[] args)
    {
        long N = Long.parseLong(args[0]);
        for (int i = 2; i < N; i++)
        {
            while (N % i == 0)
                System.out.print(i + " ");
            N = N / i;
        }
    }
}
```

need to start at 2 since
0 and 1 cannot be factors



Debugging: Semantic Errors

Semantic error. Legal but wrong Java program.

- Run program to identify problem.
- Add print statements if needed.

```
public class Factors
{
    public static void main(String[] args)
    {
        long N = Long.parseLong(args[0]);
        for (int i = 2; i < N; i++)
        {
            while (N % i == 0)
                System.out.print(i + " ");
            N = N / i;
        }
    }
}
```

```
% javac Factors.java
% java Factors 98
2 2 2 2 2 2 2 2 2 2 2 2 2 2 2 2 2 2 2 2 2 2 2 2 2 2
2 2 2 2 2 2 2 2 2 2 2 2 2 2 2 2 2 2 2 2 2 2 2 2 2 2
??? infinite loop
```



Debugging: Semantic Errors

Semantic error. Legal but wrong Java program.

- Run program to identify problem.
- Add print statements if needed.

```
public class Factors
{
    public static void main(String[] args)
    {
        long N = Long.parseLong(args[0]);
        for (int i = 2; i < N; i++)
        {
            while (N % i == 0)
            { System.out.print(i + " ");
              N = N / i; }
        }
    }
}
```

Semantic (run-time) error:
indents do not imply braces



Debugging: The Beat Goes On

Success? Program factors 98 = 2 7 7.

- Time to try it for other inputs.
- Add **trace** to find and fix (minor) problems.

```
public class Factors
{
    public static void main(String[] args)
    {
        long N = Long.parseLong(args[0]);
        for (int i = 2; i < N; i++)
        { // Check whether i is a factor.
            while (N % i == 0)
            { // If so, print and divide.
                System.out.print(i + " ");
                N = N / i;
            }
        }
    }
}
```

```
% java Factors 98
2 7 7 % ← need newline
% java Factors 5
% ← ??? no output
% java Factors 6
2 % ← ??? where's the 3?
```



Debugging: The Beat Goes On

Success? Program factors 98 = 2 7 7.

- Time to try it for other inputs.
- Add **trace** to find and fix (minor) problems.

```
public class Factors
{
    public static void main(String[] args)
    {
        long N = Long.parseLong(args[0]);
        for (int i = 2; i < N; i++)
        {
            while (N % i == 0)
            {
                System.out.println(i + " ");
                N = N / i;
            }
            System.out.println("TRACE " + i + " " + N);
        }
    }
}
```

```
% javac Factors.java
% java Factors 5
TRACE 2 5
TRACE 3 5
TRACE 4 5
% java Factors 6
2
TRACE 2 3
```

AHA!
Print out N
after for loop
(if it is not 1)



Debugging: Success?

Success? Program seems to work

- Add code for corner case, add comments.
- Remove trace to try larger inputs

```
public class Factors
{
    public static void main(String[] args)
    {
        long N = Long.parseLong(args[0]);
        for (int i = 2; i < N; i++)
        { // Check whether i is a factor.
            while (N % i == 0)
            { // If so, print and divide.
                // System.out.print(i + " ");
                N = N / i;
            }
            // System.out.println("TRACE " + i + " " + N);
        }
        if (N > 1) System.out.println(N);
        else      System.out.println();
    }
}
```

"Comment out"
trace code
(may need it later)

Corner case:
print largest factor
(and new line)

Time to document code
(if not earlier).

???
%\$%@\$#!
forgot to recompile

```
% java Factors 5
TRACE 2 5
TRACE 3 5
TRACE 4 5
% javac Factors.java
% java Factors 5
5
% java Factors 6
2 3
% java Factors 98
2 7 7
% java Factors 3757208
2 2 2 7 13 13 397
```

Debugging: Performance Errors

Performance error. Correct program, but too slow.

- Are all iterations of inner loop necessary?
- Improve or change underlying **algorithm**.

```
public class Factors
{
    public static void main(String[] args)
    {
        long N = Long.parseLong(args[0]);
        for (int i = 2; i < N; i++)
        { // Check whether i is a factor.
            while (N % i == 0)
            { // If so, print and divide.
                System.out.print(i + " ");
                N = N / i;
            }
        }
        if (N > 1) System.out.println(N);
        else      System.out.println();
    }
}
```

```
% java Factors 11111111
11 73 101 137
% java Factors 11111111111
21649 513239
% java Factors 111111111111111
11 239 4649 909091
% java Factors 111111111111111111
2071723
```

very long wait



Debugging: Performance Errors

Performance error. Correct program, but too slow.

- Are all iterations of inner loop necessary?
- Improve or change underlying algorithm.

```
public class Factors
{
    public static void main(String[] args)
    {
        long N = Long.parseLong(args[0]);
        for (int i = 2; i * i < N; i++)
        { // Check whether i is a factor.
            while (N % i == 0)
            { // If so, print and divide.
                System.out.print(i + " ");
                N = N / i;
            }
        }
        if (N > 1) System.out.println(N);
        else      System.out.println();
    }
}
```

Fixes performance error:
terminate when $i*i > N$
since no larger factors left

```
% java Factors 11111111
11 73 101 137
% java Factors 11111111111
21649 513239
% java Factors 11111111111111
11 239 4649 909091
% java Factors 1111111111111111
2071723 5363222357
%
```

Debugging: Back to Semantic Errors!

Fresh semantic error. Fast program (now), but new error.

- Was performance fix exactly right?
- Again, consider (possibly new) corner cases.

```
public class Factors
{
    public static void main(String[] args)
    {
        long N = Long.parseLong(args[0]);
        for (int i = 2; i * i < N; i++)
        { // Check whether i is a factor.
            while (N % i == 0)
            { // If so, print and divide.
                System.out.print(i + " ");
                N = N / i;
            }
        }
        if (N > 1) System.out.println(N);
        else      System.out.println();
    }
}
```

```
% java Factors 24
2 2 2 3
% java Factors 25
25
% java Factors 49
49
%
```

Can't handle perfect squares!

Debugging: Back to Semantic Errors!

Fresh semantic error. Fast program (now), but new error.

- Was performance fix exactly right?
- Again, consider (possibly new) corner cases.

```
public class Factors
{
    public static void main(String[] args)
    {
        long N = Long.parseLong(args[0]);
        for (int i = 2; i * i <= N; i++)
        { // Check whether i is a factor.
            while (N % i == 0)
            { // If so, print and divide.
                System.out.print(i + " ");
                N = N / i;
            }
        }
        if (N > 1) System.out.println(N);
        else      System.out.println();
    }
}
```

```
% java Factors 24
2 2 2 3
% java Factors 25
5 5
% java Factors 49
7 7
%
```

Execute loop body if $i * i == N$

Program Development: Analysis

Q. How large an integer can I factor?

```
% java Factors 3757208
2 2 2 7 13 13 397

% java Factors 9201111169755555703
9201111169755555703
```

after a few minutes of computing...

in largest factor →

digits	($i < N$)	($i*i \leq N$)
3	instant	instant
6	0.15 seconds	instant
9	77 seconds	instant
12	21 hours †	0.16 seconds
15	2.4 years †	2.7 seconds
18	2.4 millennia †	92 seconds

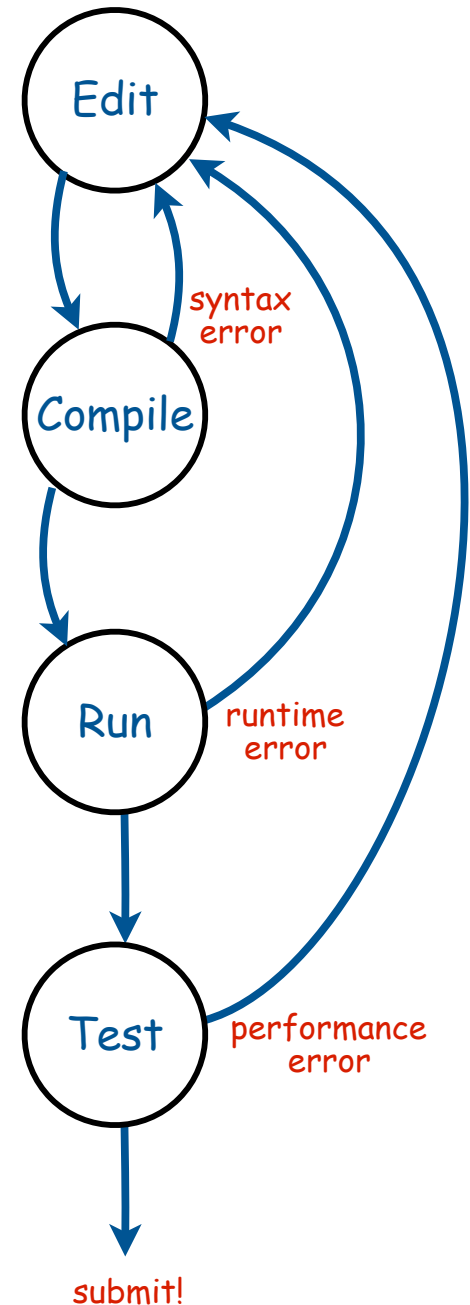
† estimated, using analytic number theory

Note. Can't break RSA this way (experts are still trying)

Debugging Your Program

Debugging Your Program. [summary]

1. **Edit** the program (type in code).
2. **Compile** it.
Compiler says: That's not a legal program?
Back to step 1 to fix your **syntax** errors.
3. **Run** it.
Result is bizarrely (or subtly) wrong?
Back to step 1 to fix your **runtime** (semantic) errors.
4. **Test** it.
Too slow?
Back to step 1 to try a different **algorithm**.



99% of program development

Debugging. Cyclic process of editing, compiling, and fixing errors.

- Always a logical explanation.
- What would the machine do?
- Explain it to the teddy bear.



You will make many mistakes as you write programs. It's normal.

"As soon as we started programming, we found out to our surprise that it wasn't as easy to get programs right as we had thought. I can remember the exact instant when I realized that a large part of my life from then on was going to be spent in finding mistakes in my own programs."



Sir Maurice Wilkes

Good news: Can use computer to test program.

Bad news: Conditionals/loops open up huge number of possibilities.

Really bad news: Cannot use computer to automatically find all bugs. ← stay tuned

The First Bug ?

Photo # NH 96566-KN First Computer "Bug", 1945

92

9/9

0800 Antan started


1000 " stopped - antan ✓ { 1.2700 9.037 847 025
 1300 (032) MP-MC ~~1.5826000~~ 9.037 846 995 correct
 (033) PRO 2 2.130476415 (2) 4.615925059(-2)
 convd 2.130476415
 convd 2.130676415

Relays 6-2 in 033 failed speed speed test
 in relay .. 11.000 test.

Relays changed

1100 Started Cosine Tape (Sine check)

1525 Started Multi-Adder Test.

1545  Relay #70 Panel F
 (moth) in relay.

First actual case of bug being found.

1700 Antan started.

1700 closed down.

Relay 2145
 Relay 3376



Lieutenant Grace Murray Hopper

<http://www.history.navy.mil/photos/images/h96000/h96566kc.htm>