
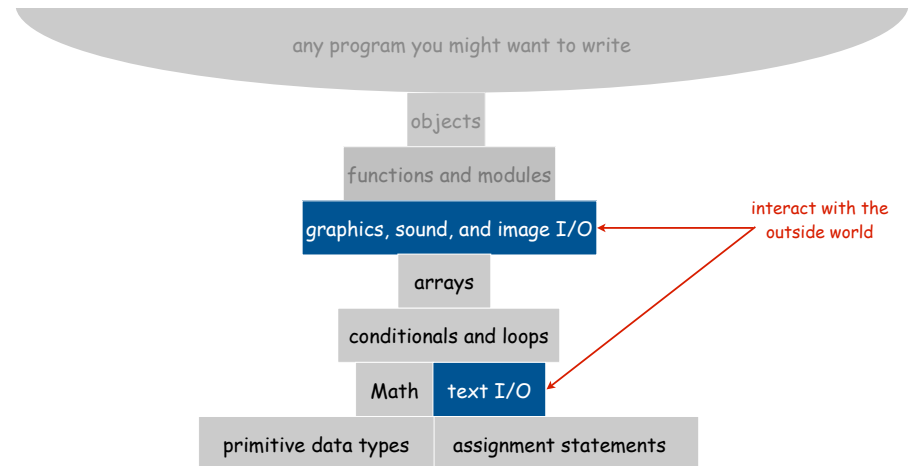


1.5 Input and Output




Introduction to Computer Science · Sedgwick and Wayne · Copyright © 2007 · <http://introcs.cs.princeton.edu>




Input and Output

Input devices.



Output devices.



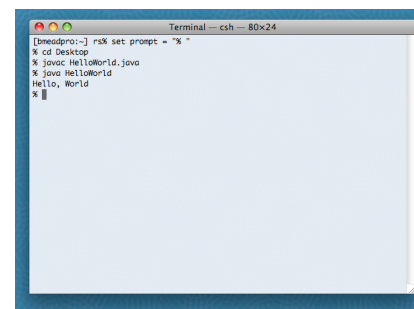
Goal. Java programs that interact with the outside world.

Our approach.

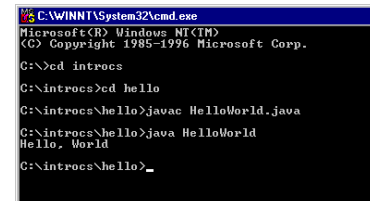
- Define Java libraries of functions for input and output.
- Use operating system (OS) to connect Java programs to: file system, each other, keyboard, mouse, display, speakers.

Terminal

Terminal. Application for typing commands to control the operating system.



Mac Terminal



Microsoft Windows (of long long ago...)

Command-Line Input and Standard Output

Command-line input. Read an integer N as command-line argument.

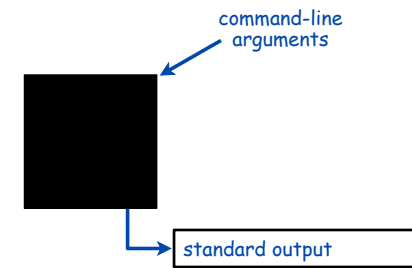
Standard output.

- Flexible OS abstraction for output.
- In Java, output from `System.out.println()` goes to standard output.
- By default, standard output is sent to the terminal.

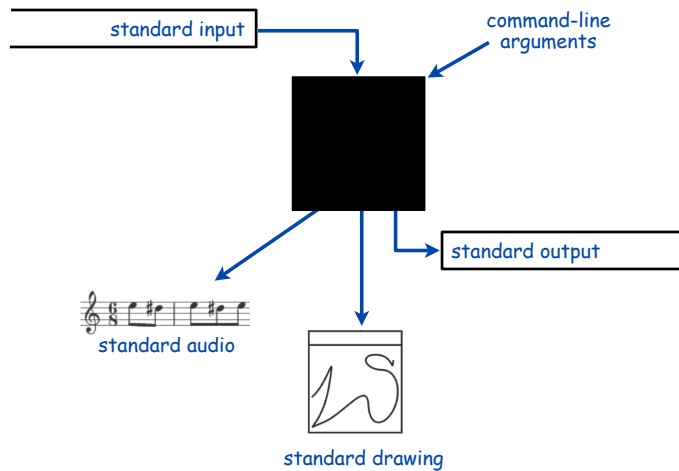
```
public class RandomSeq
{
    public static void main(String[] args)
    {
        int N = Integer.parseInt(args[0]);
        for (int i = 0; i < N; i++)
            System.out.println(Math.random());
    }
}
```

```
% java RandomSeq 4
0.9320744627218469
0.4279508713950715
0.08994615071160994
0.6579792663546435
```

Old Bird's Eye View



New Bird's Eye View



Standard Input and Output

Command-Line Input vs. Standard Input

Command-line inputs.

- Useful for providing a **few** user values (arguments) to a program.
- Not practical for a large or unspecified number of user inputs.
- Input entered **before** program begins execution.

Standard input.

- Flexible OS abstraction for input.
- Useful for providing an **unlimited amount** of data to a program.
- By default, standard input is received from Terminal window.
- Input entered **while** program is executing.

Standard IO Warmup

To use. If you installed your programming environment correctly in Assignment 0, then you're all set. Otherwise, download `stdin.java` and `stdout.java` from the booksite, and put in working directory (with `Add.java`).

```
public class Add
{
    public static void main(String[] args)
    {
        StdOut.print("Type the first integer: ");
        int x = StdIn.readInt();
        StdOut.print("Type the second integer: ");
        int y = StdIn.readInt();
        int sum = x + y;
        StdOut.println("Their sum is " + sum);
    }
}
```

```
% java Add
Type the first integer: 1
Type the second integer: 2
Their sum is 3
```

Standard IO Example: Averaging A Stream of Numbers

Average. Read in a stream of numbers, and print their average.

```
public class Average
{
    public static void main(String[] args)
    {
        double sum = 0.0; // cumulative total
        int n = 0; // number of values
        while (!StdIn.isEmpty())
        {
            double x = StdIn.readDouble();
            sum = sum + x;
            n++;
        }
        StdOut.println(sum / n);
    }
}
```

```
% java Average
10.0 5.0 6.0
3.0 7.0 32.0
<Ctrl-d>
10.5
```

Key point. Program does not limit amount of data.

<ctrl-d> is OS X/Linux/Unix/DrJava EOF
<ctrl-z> is Windows analog

Standard Input and Output

Standard input. `StdIn` library has methods to read text input.

Standard output. `StdOut` library has methods to write text output.

public class StdIn	
<code>boolean isEmpty()</code>	true if no more values, false otherwise
<code>int readInt()</code>	read a value of type int
<code>double readDouble()</code>	read a value of type double
<code>long readLong()</code>	read a value of type long
<code>boolean readBoolean()</code>	read a value of type boolean
<code>char readChar()</code>	read a value of type char
<code>String readString()</code>	read a value of type String
<code>String readLine()</code>	read the rest of the line
<code>String readAll()</code>	read the rest of the text

public class StdOut	
<code>void print(String s)</code>	print s
<code>void println(String s)</code>	print s, followed by a newline
<code>void println()</code>	print a new line
<code>void printf(String f, ...)</code>	formatted print

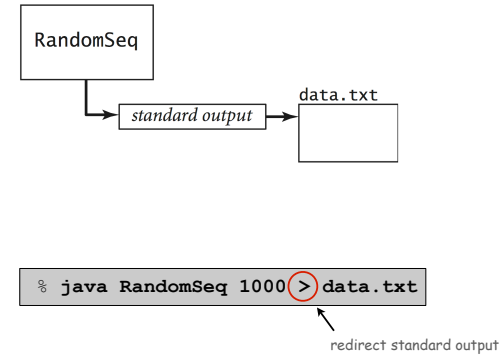
libraries developed
for this course
(and also broadly useful)



Redirection and Piping

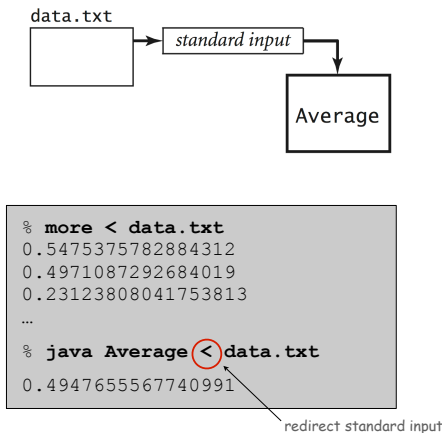
Redirecting Standard Output

Redirecting standard output. Use OS directive to send standard output to a file for permanent storage (instead of terminal window).



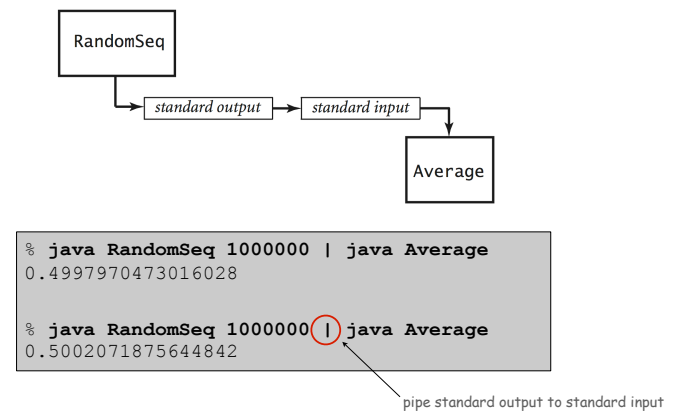
Redirecting Standard Input

Redirecting standard input. Use OS directive to read standard input from a file (instead of terminal window).



Connecting Programs

Piping. Use OS directive to make the standard output of one program become the standard input of another.



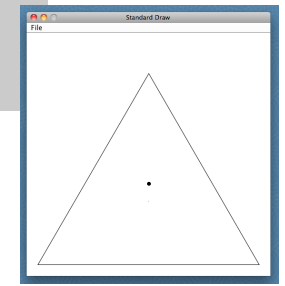
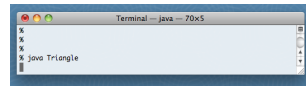
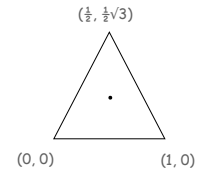
Key point. Program does not limit amount of data.

Standard Drawing

"Hello World" for Standard Draw

To use. If you installed your programming environment correctly in Assignment 0, you're all set. Otherwise, download `stdDraw.java` and put in working directory (with `Triangle.java`).

```
public class Triangle
{
    public static void main(String[] args)
    {
        double t = Math.sqrt(3.0) / 2.0;
        StdDraw.line(0.0, 0.0, 1.0, 0.0);
        StdDraw.line(1.0, 0.0, 0.5, t);
        StdDraw.line(0.5, t, 0.0, 0.0);
        StdDraw.point(0.5, t/3.0);
    }
}
```



Data Visualization

Plot filter. Read in a sequence of (x, y) coordinates from standard input, and plot using standard drawing.

```
public class PlotFilter
{
    public static void main(String[] args)
    {
        double xmin = StdIn.readDouble();
        double ymin = StdIn.readDouble();
        double xmax = StdIn.readDouble();
        double ymax = StdIn.readDouble();
        StdDraw.setXscale(xmin, xmax);
        StdDraw.setYscale(ymin, ymax);

        while (!StdIn.isEmpty())
        {
            double x = StdIn.readDouble();
            double y = StdIn.readDouble();
            StdDraw.point(x, y);
        }
    }
}
```

← rescale coordinate system

← read in points, and plot them

Data Visualization

```
% more < USA.txt
669905.0 247205.0 1244962.0 490000.0
1097038.8890 245552.7780
1103961.1110 247133.3330
1104677.7780 247205.5560
...

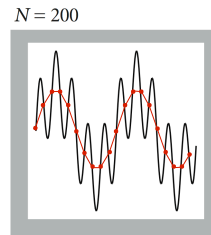
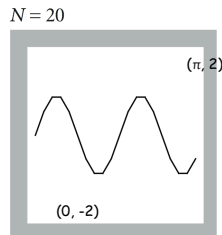
% java PlotFilter < USA.txt
```

← bounding box
← coordinates of 13,509 US cities



Plotting a Function with StdDraw

```
double[] x = new double[N+1];
double[] y = new double[N+1];
for (int i = 0; i <= N; i++)
{
    x[i] = Math.PI * i / N;
    y[i] = Math.sin(4*x[i]) + Math.sin(20*x[i]);
}
StdDraw.setXscale(0, Math.PI);
StdDraw.setYscale(-2.0, +2.0);
for (int i = 0; i < N; i++)
    StdDraw.line(x[i], y[i], x[i+1], y[i+1]);
```



Lesson 1: Plotting is simple.

Lesson 2: If you don't plot enough points, you might miss something!

$$y = \sin 4x + \sin 20x, x \in [0, \pi]$$

Example: Chaos Game

```
public class Chaos
{
    public static void main(String[] args)
    {
        int T = Integer.parseInt(args[0]);
        double[] cx = { 0.000, 1.000, 0.500 };
        double[] cy = { 0.000, 0.000, 0.866 };

        double x = 0.0, y = 0.0;
        for (int t = 0; t < T; t++)
        {
            int r = (int) (Math.random() * 3);
            x = (x + cx[r]) / 2.0;
            y = (y + cy[r]) / 2.0;
            StdDraw.point(x, y);
        }
    }
}
```

$\frac{1}{2}\sqrt{3}$
(best to avoid hardwired constants like this)

result: 0, 1, or 2

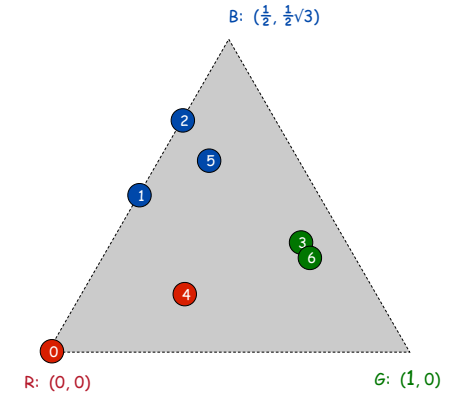
Chaos Game

Chaos game. Play on equilateral triangle, with vertices R, G, B.

- Start at R.
- Repeat the following N times:
 - pick a random vertex
 - move halfway between current point and vertex
 - draw a point in color of vertex

Q. What picture emerges?

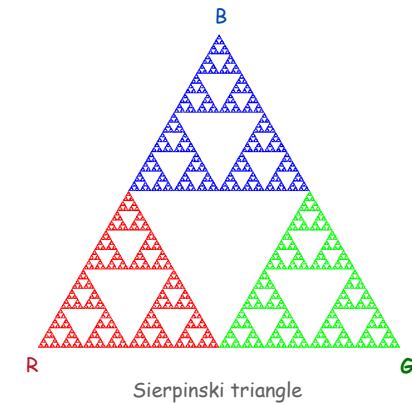
B B G R B G ...



Chaos Game

Easy modification. Color point according to random vertex chosen using `StdDraw.setPenColor(StdDraw.RED)` to change the pen color.


```
% java Chaos 10000
```



Barnsley Fern

Barnsley fern. Play chaos game with different rules.

probability	new x	new y
2%	.50	.27y
15%	$-.14x + .26y + .57$	$.25x + .22y - .04$
13%	$.17x - .21y + .41$	$.22x + .18y + .09$
70%	$.78x + .03y + .11$	$-.03x + .74y + .27$



- Q. What does computation tell us about nature?
- Q. What does nature tell us about computation?

20th century sciences. Formulas.

21st century sciences. Algorithms?

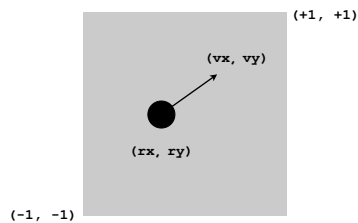
Animation

Animation loop. Repeat the following:

- Clear the screen.
- Move the object.
- Draw the object.
- Display and pause for a short while.

Ex. Bouncing ball.

- Ball has position (x, y) and constant velocity (v_x, v_y) .
- Detect collision with wall and reverse velocity.



Standard Drawing

Standard drawing. StdDraw library has methods to produce graphical output.

```
public class StdDraw
{
    void line(double x0, double y0, double x1, double y1)
    void point(double x, double y)
    void text(double x, double y, String s)
    void circle(double x, double y, double r)
    void filledCircle(double x, double y, double r)
    void square(double x, double y, double r)
    void filledSquare(double x, double y, double r)
    void polygon(double[] x, double[] y)
    void filledPolygon(double[] x, double[] y)
    void setXscale(double x0, double x1) reset x range
    void setYscale(double y0, double y1) reset y range
    void setPenRadius(double r)
    void setPenColor(Color c)
    void setFont(Font f)
    void setCanvasSize(int w, int h)
    void clear(Color c) clear the canvas: color is c
    void show(int dt) show all; pause at milliseconds
    void save(String filename) save to .jpg or .png file
}
```

library developed for this course (and also broadly useful)



Bouncing Ball

```
public class BouncingBall
{
    public static void main(String[] args)
    {
        double rx = .480, ry = .860;
        double vx = .015, vy = .023;
        double radius = .05;

        StdDraw.setXscale(-1.0, +1.0);
        StdDraw.setYscale(-1.0, +1.0);


        while (true)
        {
            if (Math.abs(rx + vx) + radius > 1.0) vx = -vx; bounce
            if (Math.abs(ry + vy) + radius > 1.0) vy = -vy;

            rx = rx + vx; update position
            ry = ry + vy;

            StdDraw.setPenColor(StdDraw.GRAY); clear background
            StdDraw.filledSquare(0.0, 0.0, 1.0);
            StdDraw.setPenColor(StdDraw.BLACK); draw the ball
            StdDraw.filledCircle(rx, ry, radius);
            StdDraw.show(20); turn on animation mode: display and pause for 50ms
        }
    }
}
```

Bouncing Ball Demo

```
% java BouncingBall
```



Special Effects

Images. Put `.gif`, `.png`, or `.jpg` file in the working directory and use `StdDraw.picture()` to draw it.

Sound effects. Put `.wav`, `.mid`, or `.au` file in the working directory and use `StdAudio.play()` to play it.

← stay tuned for more on `StdAudio`

Ex. Modify `BouncingBall` to display image and play sound upon collision.

- Replace `StdDraw.filledCircle()` with:

```
StdDraw.picture(rx, ry, "earth.gif");
```

- Add following code upon collision with walls:

```
StdAudio.play("laser.wav"); // vertical walls
StdAudio.play("pop.wav"); // horizontal walls
```

Digital Audio in Java

Standard audio. Library for playing digital audio.

```
public class StdAudio
{
    void play(String file)           play the given .wav file
    void play(double[] a)           play the given sound wave
    void play(double x)              play sample for 1/44100 second
    void save(String file, double[] a) save to a .wav file
    double[] read(String file)       read from a .wav file
}
```


Stay tuned. Example client in next lecture.

library developed
for this course
(also broadly useful)



Deluxe Bouncing Ball Demo

```
% java DeluxeBouncingBall
```



Deluxe Bouncing Ball Challenge

Q. What happens if you call `stdDraw.filledSquare()` *before* instead of inside loop?

```
public class DeluxeBouncingBall
{
    public static void main(String[] args)
    {
        double rx = .480, ry = .860;
        double vx = .015, vy = .023;
        double radius = .05;

        StdDraw.setXscale(-1.0, +1.0);
        StdDraw.setYscale(-1.0, +1.0);

        while(true)
        {
            if (Math.abs(rx + vx) + radius > 1.0)
            { vx = -vx; StdAudio.play("laser.wav"); }
            if (Math.abs(ry + vy) + radius > 1.0)
            { vy = -vy; StdAudio.play("pop.wav"); }

            rx = rx + vx;
            ry = ry + vy;

            StdDraw.filledSquare(0.0, 0.0, 1.0);
            StdDraw.picture(rx, ry, "earth.gif");
            StdDraw.show(20);
        }
    }
}
```

```
public class DeluxeBouncingBall
{
    public static void main(String[] args)
    {
        double rx = .480, ry = .860;
        double vx = .015, vy = .023;
        double radius = .05;

        StdDraw.setXscale(-1.0, +1.0);
        StdDraw.setYscale(-1.0, +1.0);
        StdDraw.filledSquare(0.0, 0.0, 1.0);

        while(true)
        {
            if (Math.abs(rx + vx) + radius > 1.0)
            { vx = -vx; StdAudio.play("laser.wav"); }
            if (Math.abs(ry + vy) + radius > 1.0)
            { vy = -vy; StdAudio.play("pop.wav"); }


            rx = rx + vx;
            ry = ry + vy;

            StdDraw.picture(rx, ry, "earth.gif");
            StdDraw.show(20);
        }
    }
}
```

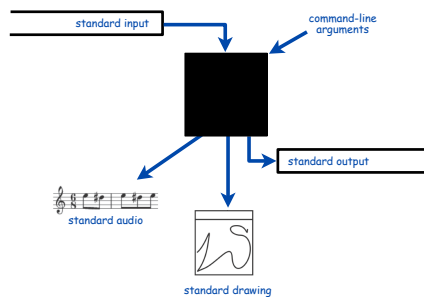
Deluxe Bouncing Ball Challenge

Q. What happens if you call `stdDraw.filledSquare()` *before* instead of inside loop?

```
% java DeluxeBouncingBall
```



Input/Output Summary



Command-line arguments. Parameters to control your program.

Standard input. Data for your program to process.

Standard output. Results of your program, or data for another program.

Standard drawing. Graphical output.

Standard audio. Sound output.

The N-body Assignment

Challenge. Add gravity.

```
% java NBody < planets.txt
```

