


# 1.5 Input and Output



Introduction to Programming in Java: An Interdisciplinary Approach · Robert Sedgewick and Kevin Wayne · Copyright © 2002–2010 · 2/14/11 7:49 AM

## Input and Output

### Input devices.



Keyboard



Mouse



Hard drive



Network



Digital camera



Microphone

### Output devices.



Display



Speakers



Hard drive



Network



Printer



MP3 Player

**Goal.** Java programs that interact with the outside world.

## Input and Output

### Input devices.



Keyboard



Mouse



Hard drive



Network



Digital camera



Microphone

### Output devices.



Display



Speakers



Hard drive



Network



Printer



MP3 Player

### Our approach.

- Define Java libraries of functions for input and output.
- Use operating system (OS) to connect Java programs to: file system, each other, keyboard, mouse, display, speakers.

## Terminal

**Terminal.** Application where you can type commands to control the operating system.

```
Terminal — tsh — 65x12
[wayne:bicycle] ~/intros> javac RandomSeq.java
[wayne:bicycle] ~/intros> java RandomSeq 4
0.35603714028287214
0.9969546788376992
0.16163508427043993
0.8792203644361208
[wayne:bicycle] ~/intros> |
```

Mac OS X

```
C:\WINNT\System32\cmd.exe
Microsoft(R) Windows NT(TM)
(C) Copyright 1985-1996 Microsoft Corp.
C:\>cd intros
C:\intros>cd hello
C:\intros\hello>javac HelloWorld.java
C:\intros\hello>java HelloWorld
Hello, World
C:\intros\hello>_
```

Microsoft Windows

## Command-Line Input and Standard Output

Command-line input. Read an integer  $n$  as command-line argument.

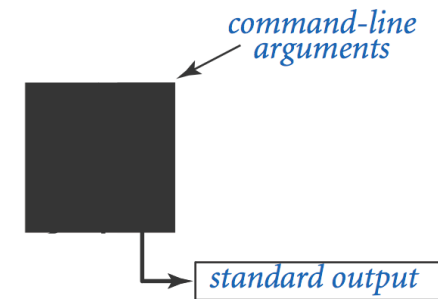
Standard output.

- Flexible OS abstraction for output.
- In Java, output from `System.out.println()` goes to standard output.
- By default, standard output is sent to Terminal.

```
public class RandomSeq {
    public static void main(String[] args) {
        int N = Integer.parseInt(args[0]);
        for (int i = 0; i < N; i++) {
            System.out.println(Math.random());
        }
    }
}
```

```
% java RandomSeq 4
0.9320744627218469
0.4279508713950715
0.08994615071160994
0.6579792663546435
```

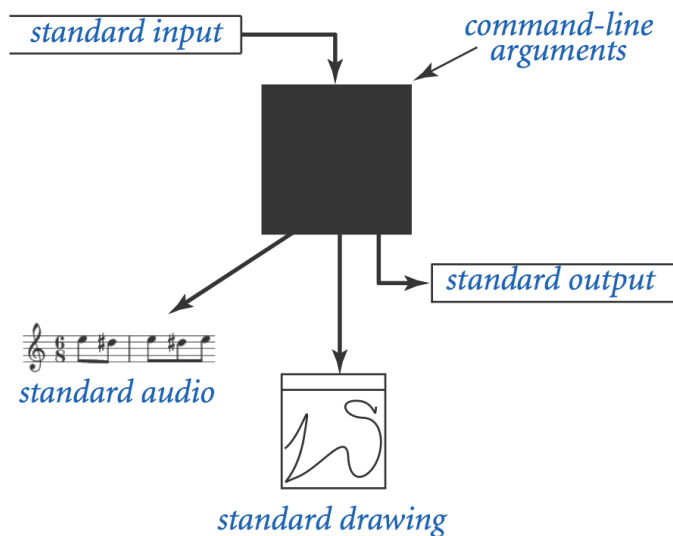
## Old Bird's Eye View



5

6

## New Bird's Eye View



## Standard Input and Output

7

## Command-Line Input vs. Standard Input

### Command-line inputs.

- Use command-line inputs to read in a **few** user values.
- Not practical for many user inputs.
- Input entered **before** program begins execution.

### Standard input.

- Flexible OS abstraction for input.
- By default, standard input is received from Terminal window.
- Input entered **while** program is executing.

## Standard Input and Output

**Standard input.** `stdin` is library for reading text input.

**Standard output.** `stdout` is library for writing text output.

```
public class StdIn
    boolean isEmpty()      true if no more values, false otherwise
    int readInt()          read a value of type int
    double readDouble()   read a value of type double
    long readLong()       read a value of type long
    boolean readBoolean() read a value of type boolean
    char readChar()       read a value of type char
    String readString()   read a value of type String
    String readLine()     read the rest of the line
    String readAll()      read the rest of the text
```

```
public class StdOut
    void print(String s)    print s
    void println(String s) print s, followed by newline
    void println()         print a new line
    void printf(String f, ... ) formatted print
```

libraries developed  
for this course  
(also broadly useful)



9

10

## Standard Input and Output

To use. Download `stdin.java` and `stdout.java` from booksite, and put in working directory (or use classpath).

see booksite

```
public class Add {
    public static void main(String[] args) {
        StdOut.print("Type the first integer: ");
        int x = StdIn.readInt();
        StdOut.print("Type the second integer: ");
        int y = StdIn.readInt();
        int sum = x + y;
        StdOut.println("Their sum is " + sum);
    }
}
```

```
% java Add
Type the first integer: 1
Type the second integer: 2
Their sum is 3
```

## Averaging A Stream of Numbers

**Average.** Read in a stream of numbers, and print their average.

```
public class Average {
    public static void main(String[] args) {
        double sum = 0.0; // cumulative total
        int n = 0; // number of values
        while (!StdIn.isEmpty()) {
            double x = StdIn.readDouble();
            sum = sum + x;
            n++;
        }
        StdOut.println(sum / n);
    }
}
```

```
% java Average
10.0 5.0 6.0
3.0 7.0 32.0
<Ctrl-d>
10.5
```

<Ctrl-d> for OS X/Linux/Unix/DrJava  
<Ctrl-z> for Windows

**Key point.** Program does not limit the amount of data.

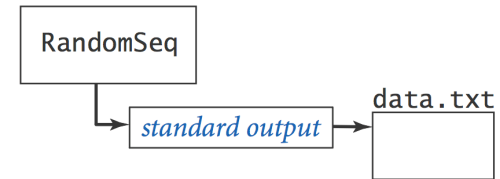
11

12

# Redirection and Piping

## Redirecting Standard Output

**Redirecting standard output.** Use OS directive to send standard output to a file for permanent storage (instead of terminal window).

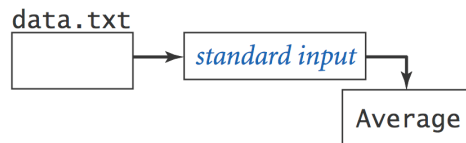


```
% java RandomSeq 1000 > data.txt
```

*redirect stdout*

## Redirecting Standard Input

**Redirecting standard input.** Use OS directive to read standard input from a file (instead of terminal window).

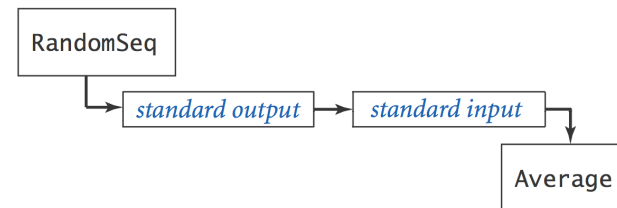


```
% more < data.txt
0.5475375782884312
0.4971087292684019
0.23123808041753813
...
% java Average < data.txt
0.4947655567740991
```

*redirect stdin*

## Connecting Programs

**Piping.** Use OS directive to make the standard output of one program become the standard input of another.



```
% java RandomSeq 1000000 | java Average
0.4997970473016028

% java RandomSeq 1000000 | java Average
0.5002071875644842
```

*pipe stdout of RandomSeq to stdin of Average*

# Standard Drawing

**Standard drawing.** `stdDraw` is library for producing graphical output.

```
public class StdDraw
{
    void line(double x0, double y0, double x1, double y1)
    void point(double x, double y)
    void text(double x, double y, String s)
    void circle(double x, double y, double r)
    void filledCircle(double x, double y, double r)
    void square(double x, double y, double r)
    void filledSquare(double x, double y, double r)
    void polygon(double[] x, double[] y)
    void filledPolygon(double[] x, double[] y)

    void setXscale(double x0, double x1)    reset x range to (x0, x1)
    void setYscale(double y0, double y1)    reset y range to (y0, y1)
    void setPenRadius(double r)             set pen radius to r
    void setPenColor(Color c)               set pen color to c
    void setFont(Font f)                    set text font to f
    void setCanvasSize(int w, int h)        set canvas to w-by-h window
    void clear(Color c)                      clear the canvas; color it c
    void show(int dt)                       show all; pause dt milliseconds
    void save(String filename)               save to a .jpg or w.png file
}
```

library developed  
for this course  
(also broadly useful)



*Note: Methods with the same names but no arguments reset to default values.*

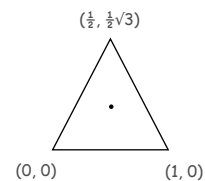
19

## Standard Draw

**Standard drawing.** We provide library `stdDraw` to plot graphics.  
**To use.** Download `stdDraw.java` and put in working directory.

```
public class Triangle {
    public static void main(String[] args) {
        double t = Math.sqrt(3.0) / 2.0;
        StdDraw.line(0.0, 0.0, 1.0, 0.0);
        StdDraw.line(1.0, 0.0, 0.5, t);
        StdDraw.line(0.5, t, 0.0, 0.0);
        StdDraw.point(0.5, t/3.0);
    }
}
```

```
% java Triangle
```



20

## Data Visualization

**Plot filter.** Read in a sequence of  $(x, y)$  coordinates from standard input, and plot using standard drawing.

```
public class PlotFilter {
    public static void main(String[] args) {
        double xmin = StdIn.readDouble();
        double ymin = StdIn.readDouble();
        double xmax = StdIn.readDouble();
        double ymax = StdIn.readDouble();
        StdDraw.setXscale(xmin, xmax);
        StdDraw.setYscale(ymin, ymax);

        while (!StdIn.isEmpty()) {
            double x = StdIn.readDouble();
            double y = StdIn.readDouble();
            StdDraw.point(x, y);
        }
    }
}
```

← rescale coordinate system

← read in points, and plot them

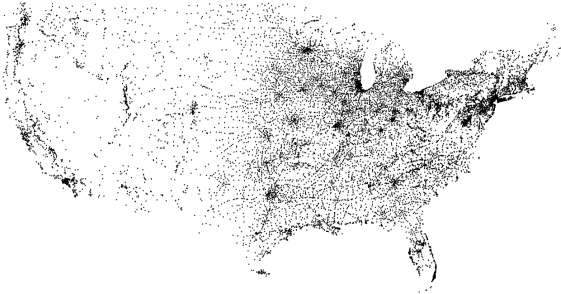
21

## Data Visualization

```
% more < USA.txt
669905.0 247205.0 1244962.0 490000.0
1097038.8890 245552.7780
1103961.1110 247133.3330
1104677.7780 247205.5560
...

% java PlotFilter < USA.txt
```

bounding box  
coordinates of 13,509 US cities

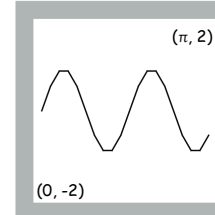


22

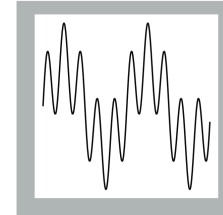
## Plotting a Function

```
double[] x = new double[N+1];
double[] y = new double[N+1];
for (int i = 0; i <= N; i++) {
    x[i] = Math.PI * i / N;
    y[i] = Math.sin(4*x[i]) + Math.sin(20*x[i]);
}
StdDraw.setXscale(0, Math.PI);
StdDraw.setYscale(-2.0, +2.0);
for (int i = 0; i < N; i++)
    StdDraw.line(x[i], y[i], x[i+1], y[i+1]);
```

N = 20



N = 200



$$y = \sin 4x + \sin 20x, x \in [0, \pi]$$

23

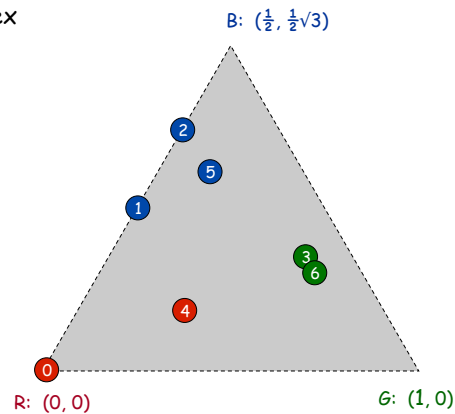
## Chaos Game

**Chaos game.** Play on equilateral triangle, with vertices R, G, B.

- Start at R.
- Repeat the following  $n$  times:
  - pick a random vertex
  - move halfway between current point and vertex
  - draw a point in color of vertex

Q. What picture emerges?

B B G R B G ...



24

## Chaos Game

```
public class Chaos {
    public static void main(String[] args) {
        int T = Integer.parseInt(args[0]);
        double[] cx = { 0.000, 1.000, 0.500 };
        double[] cy = { 0.000, 0.000, 0.866 };

        double x = 0.0, y = 0.0;
        for (int t = 0; t < T; t++) {
            int r = (int) (Math.random() * 3);
            x = (x + cx[r]) / 2.0;
            y = (y + cy[r]) / 2.0;
            StdDraw.point(x, y);
        }
    }
}
```

$\frac{1}{2}\sqrt{3}$   
(avoid hardwired constants like this)

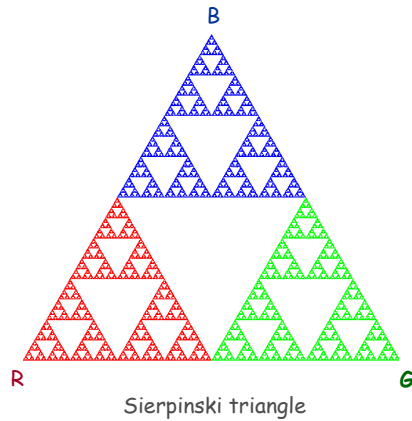
between 0 and 2

25

## Chaos Game

**Easy modification.** Color point according to random vertex chosen using `StdDraw.setPenColor(StdDraw.RED)` to change the pen color.

```
% java Chaos 10000
```




26

## Barnsley Fern

**Barnsley fern.** Play chaos game with different rules.

probability	new x	new y
2%	.50	.27y
15%	$-.14x + .26y + .57$	$.25x + .22y - .04$
13%	$.17x - .21y + .41$	$.22x + .18y + .09$
70%	$.78x + .03y + .11$	$-.03x + .74y + .27$



- Q. What does computation tell us about nature?
- Q. What does nature tell us about computation?

20<sup>th</sup> century sciences. Formulas.

21<sup>st</sup> century sciences. Algorithms?

29

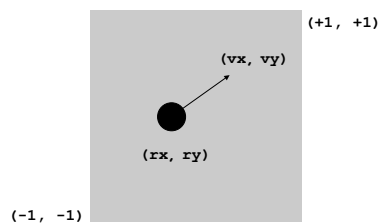
## Animation

**Animation loop.** Repeat the following:

- Clear the screen.
- Move the object.
- Draw the object.
- Display and pause for a short while.

**Ex.** Bouncing ball.

- Ball has position  $(rx, ry)$  and constant velocity  $(vx, vy)$ .
- Detect collision with wall and reverse velocity.



30

## Bouncing Ball

```
public class BouncingBall {
    public static void main(String[] args) {
        double rx = .480, ry = .860;           position
        double vx = .015, vy = .023;          constant velocity
        double radius = .05;                   radius

        StdDraw.setXscale(-1.0, +1.0);        rescale coordinates
        StdDraw.setYscale(-1.0, +1.0);

        while(true) {
            if (Math.abs(rx + vx) + radius > 1.0) vx = -vx;
            if (Math.abs(ry + vy) + radius > 1.0) vy = -vy;

            rx = rx + vx;                       update position
            ry = ry + vy;

            StdDraw.setPenColor(StdDraw.GRAY); clear background
            StdDraw.filledSquare(0.0, 0.0, 1.0);
            StdDraw.setPenColor(StdDraw.BLACK);
            StdDraw.filledCircle(rx, ry, radius); draw the ball
            StdDraw.show(20);


        }
    }
}
```

turn on animation mode:  
display and pause for 50ms

31

## Bouncing Ball Demo

```
% java BouncingBall
```



32

## Special Effects

**Images.** Put `.gif`, `.png`, or `.jpg` file in the working directory and use `StdDraw.picture()` to draw it.

**Sound effects.** Put `.wav`, `.mid`, or `.au` file in the working directory and use `StdAudio.play()` to play it.

**Ex.** Modify `BouncingBall` to display image and play sound upon collision.

- Replace `StdDraw.filledCircle()` with:

```
StdDraw.picture(rx, ry, "earth.gif");
```


- Add following code upon collision with wall:

```
StdAudio.play("boing.wav");
```

33

## Deluxe Bouncing Ball Demo

```
% java DeluxeBouncingBall
```




34

## Bouncing Ball Challenge

**Q.** What happens if you call `StdDraw.filledSquare()` once before loop (instead of inside)?

```
% java DeluxeBouncingBall
```



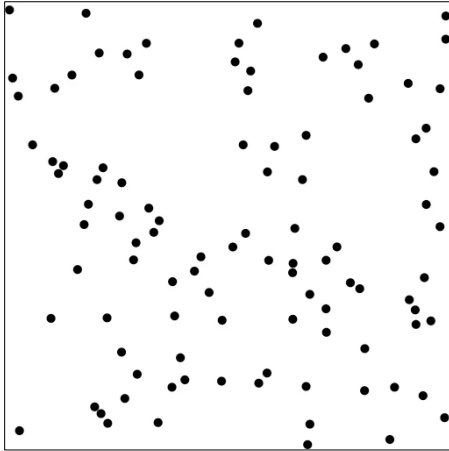
35



## Colliding Balls

Challenge. Add elastic collisions.

```
% java CollidingBalls 100
```

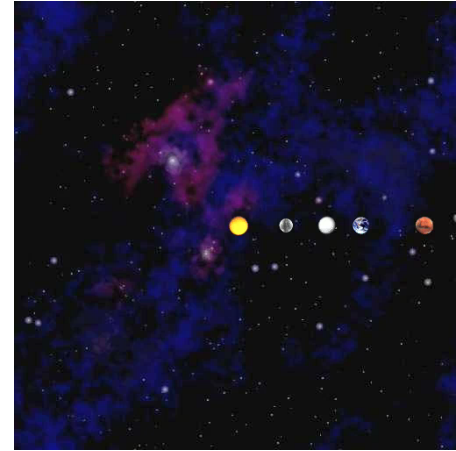


36

## N-body Simulation

Challenge. Add gravity.

```
% java NBody < planets.txt
```



37