

# Testing

The material for this lecture is drawn, in part, from  
*The Practice of Programming* (Kernighan & Pike) Chapter 6

1

---

---

---


---

---

---

---

---



## Relevant Quotations

"On two occasions I have been asked [by members of Parliament], 'Pray, Mr. Babbage, if you put into the machine wrong figures, will the right answers come out?' I am not able rightly to apprehend the kind of confusion of ideas that could provoke such a question."  
– Charles Babbage

"Program testing can be quite effective for showing the presence of bugs, but is hopelessly inadequate for showing their absence."  
– Edsger Dijkstra

"Beware of bugs in the above code; I have only proved it correct, not tried it."  
– Donald Knuth

2

---

---

---


---

---

---

---

---



## Goals of this Lecture

- Help you learn about:
  - Internal testing
  - External testing
  - General testing strategies
- Why?
  - It's hard to know if a large program works properly
  - A power programmer expends **at least as much effort writing test code** as he/she expends writing the program itself
  - A power programmer knows many testing strategies

3

---

---

---

---

---

---

---

---

## Program Verification



- **Ideally:** Prove that your program is correct
  - Can you **prove** properties of the program?
  - Can you **prove** that it even terminates?!?!
    - See Turing's "Halting Problem"



4

---

---

---

---

---

---

---

---

## Program Testing



- **Pragmatically:** Convince yourself that your program probably works



5

---

---

---

---

---

---

---

---

## External vs. Internal Testing



- **Types of testing**
  - **External** testing
    - Designing data to test your program
  - **Internal** testing
    - Designing your program to test itself

6

---

---

---

---

---

---

---

---

## External Testing



- External Testing
  - Designing data to test your program
  - 4 techniques...

7

---

---

---

---

---

---

---

---

## Statement Testing



### (1) Statement testing

- "Testing to satisfy the criterion that each statement in a program be executed at least once during program testing."
  - Glossary of Computerized System and Software Development Terminology

8

---

---

---

---

---

---

---

---

## Statement Testing Example



- Example pseudocode:

```
if (condition1)
  statement1;
else
  statement2;
...
if (condition2)
  statement3;
else
  statement4;
...
```

Statement testing:  
Should make sure both "if"  
statements and all 4 nested  
statements are executed

How many data  
sets are required?

9

---

---

---

---

---

---

---

---

## Path Testing



### (2) Path testing

- "Testing to satisfy coverage criteria that each logical path through the program be tested. Often paths through the program are grouped into a finite set of classes. One path from each class is then tested."
  - Glossary of Computerized System and Software Development Terminology
- More difficult than statement testing
  - For simple programs, can enumerate all paths through the code
  - Otherwise, sample paths through code with random input

10

---

---

---

---

---

---

---

---

## Path Testing Example



- Example pseudocode:

```
if (condition1)
  statement1;
else
  statement2;
...
if (condition2)
  statement3;
else
  statement4;
...
```

Path testing:  
Should make sure all logical paths are executed

How many data sets are required?

- Realistic program => combinatorial explosion!!!

11

---

---

---

---

---

---

---

---

## Boundary Testing



### (3) Boundary testing

- "A testing technique using input values at, just below, and just above, the defined limits of an input domain; and with input values causing outputs to be at, just below, and just above, the defined limits of an output domain."
  - Glossary of Computerized System and Software Development Terminology
- Alias **corner case** testing

12

---

---

---

---

---

---

---

---

## Boundary Testing Example



- **Specification:**
  - Read line from `stdin`, store as string in array (without `'\n'`)
- **First attempt:**

```
int i;
char s[ARRAYSIZE];
for (i=0; ((i < ARRAYSIZE-1) && (s[i]=getchar()) != '\n'); i++)
;
s[i] = '\0';
```



13

---

---

---

---

---

---

---

---

## Example Boundary Conditions



- **Consider boundary conditions:**
  1. `stdin` contains no characters (empty file)
  2. `stdin` starts with `'\n'` (empty line)
  3. `stdin` contains characters but no `'\n'`
  4. `stdin` line contains exactly `ARRAYSIZE-1` characters
  5. `stdin` line contains exactly `ARRAYSIZE` characters
  6. `stdin` line contains more than `ARRAYSIZE` characters

14

---

---

---

---

---

---

---

---

## Testing the First Attempt



- **Embed code in complete program:**

```
#include <stdio.h>
enum {ARRAYSIZE = 5}; /* Artificially small */
int main(void)
{
    int i;
    char s[ARRAYSIZE];
    for (i=0; ((i < ARRAYSIZE-1) && (s[i]=getchar()) != '\n'); i++)
    ;
    s[i] = '\0';
    for (i = 0; i < ARRAYSIZE; i++) {
        if (s[i] == '\0') break;
        putchar(s[i]);
    }
    return 0;
}
```

15

---

---

---

---

---

---

---

---

## Test Results for First Attempt



```
int i;  
char s[ARRAYSIZE];  
for (i=0; ((i < ARRAYSIZE) && (s[i]=getchar()) != '\n'); i++)  
    ;  
s[i] = '\0';
```

1. stdin contains no characters (empty file)
  - → `yyyyyy` **Fail**
2. stdin starts with '\n' (empty line)
  - `n` → **Pass**
3. stdin contains characters but no '\n'
  - `ab` → `abyyyy` **Fail**
4. stdin line contains exactly ARRAYSIZE-1 characters
  - `abcn` → `abc` **Pass**
5. stdin line contains exactly ARRAYSIZE characters
  - `abcdn` → `abcd` **Pass**
6. stdin line contains more than ARRAYSIZE characters
  - `abcden` → `abcd` **Pass or Fail???**

Again:  
Does it work?

16

---

---

---

---

---

---

---

---

## Ambiguity in Specification



- If stdin line is too long, what should happen?
  - Keep first ARRAYSIZE characters, discard the rest?
  - Keep first ARRAYSIZE -1 characters + '\0' char, discard the rest?
  - Keep first ARRAYSIZE -1 characters + '\0' char, save the rest for the next call to the input function?
- Probably, the specification didn't even say what to do if **MAXLINE** is exceeded
  - Probably the person specifying it would prefer that unlimited-length lines be handled without any special cases at all
  - Moral: testing has uncovered a design problem, maybe even a specification problem!
- Define what to do
  - Keep first ARRAYSIZE -1 characters + '\0' char, save the rest for the next call to the input function

17

---

---

---

---

---

---

---

---

## A Second Attempt



- Second attempt:

```
int i;  
char s[ARRAYSIZE];  
for (i = 0; i < ARRAYSIZE; i++) {  
    s[i] = getchar();  
    if ((s[i] == EOF) || (s[i] == '\n'))  
        break;  
}  
s[i] = '\0';
```

Does it work?

18

---

---

---

---

---

---

---

---

## Testing the Second Attempt



- Embed code in complete program:

```
#include <stdio.h>
enum {ARRAYSIZE = 5}; /* Artificially small */
int main(void)
{
    int i;
    char s[ARRAYSIZE];
    for (i = 0; i < ARRAYSIZE; i++) {
        s[i] = getchar();
        if ((s[i] == EOF) || (s[i] == '\n'))
            break;
    }
    s[i] = '\0';
    for (i = 0; i < ARRAYSIZE; i++) {
        if (s[i] == '\0') break;
        putchar(s[i]);
    }
    return 0;
}
```

---

---

---

---

---

---

---

---

## Test Results for Second Attempt



```
int i;
char s[ARRAYSIZE];
for (i = 0; i < ARRAYSIZE; i++) {
    s[i] = getchar();
    if ((s[i] == EOF) || (s[i] == '\n'))
        break;
}
s[i] = '\0';
```

1. stdin contains no characters (empty file)
  - → **Pass**
2. stdin starts with '\n' (empty line)
  - $n$  → **Pass**
3. stdin contains characters but no '\n'
  - ab → ab **Pass**
4. stdin line contains exactly ARRAYSIZE-1 characters
  - $abc_n$  → abc **Pass**
5. stdin line contains exactly ARRAYSIZE characters
  - $abcd_n$  → abcd **Pass**
6. stdin line contains more than ARRAYSIZE characters
  - $abcde_n$  → abcd **Pass**

Again:  
Does it work?

20

---

---

---

---

---

---

---

---

## Morals of this Little Story



- Testing can reveal the presence of bugs, but not their absence
- Complicated boundary cases often are symptomatic of bad design or bad specification
  - Clean up the specification if you can
  - Otherwise, fix the code

21

---

---

---

---

---

---

---

---

## Stress Testing



### (4) Stress testing

- "Testing conducted to evaluate a system or component at or beyond the limits of its specified requirements"
  - Glossary of Computerized System and Software Development Terminology
- What to generate
  - Very large input sets
  - Random input sets (binary vs. ASCII)
- Use computer to generate input sets

22

---

---

---

---

---

---

---

---

## Stress Testing Example 1



- Specification: Copy all characters of stdin to stdout
- Attempt:

```
#include <stdio.h>
int main(void) {
    char c;
    while ((c = getchar()) != EOF)
        putchar(c);
    return 0;
}
```

Does it work?  
Hint: Consider random input sets

Does this example shed light on the previous one?

23

---

---

---

---

---

---

---

---

## Stress Testing Example 2



- Specification: Print number of characters in stdin
- Attempt:

```
#include <stdio.h>
int main(void) {
    char charCount = 0;
    while (getchar() != EOF)
        charCount++;
    printf("%d\n", charCount);
    return 0;
}
```

Does it work?  
Hint: Consider large input sets

24

---

---

---

---

---

---

---

---



## External Testing Summary



- External testing: Designing data to test your program
- External testing taxonomy
  - (1) Statement testing
  - (2) Path testing
  - (3) Boundary testing
  - (4) Stress testing

25

---

---

---

---

---

---

---

---

## Aside: The assert Macro



- The `assert` macro
  - One actual parameter
    - Should evaluate to 0 (FALSE) or non-0 (TRUE)
  - If TRUE:
    - Do nothing
  - If FALSE:
    - Print message to stderr "assert at line x failed"
    - Exit the process

26

---

---

---

---

---

---

---

---

## Uses of assert



- Typical uses of `assert`
  - Validate formal parameters

```
int gcd(int i, int j) {  
    assert(i > 0);  
    assert(j > 0);  
    ...  
}
```

- Check for "impossible" logical flow

```
switch (state) {  
    case START: ... break;  
    case COMMENT: ... break;  
    ...  
    default: assert(0); /* Never should get here */  
}
```

- Check invariants (described in a few slides)

27

---

---

---

---

---

---

---

---

## Internal Testing



### • Internal testing

- Designing your program to test itself
- 4 techniques...

28

---

---

---

---

---

---

---

---

## Checking Invariants



### (1) Checking invariants

- Function should check aspects of data structures that shouldn't vary
- Remember this for Assignment 6...
- Example: "doubly-linked list insertion" function
  - At leading and trailing edges
    - Traverse doubly-linked list; when node x points forward to node y, does node y point backward to node x?
- Example: "balanced binary search tree insertion" function
  - At leading and trailing edges
    - Traverse tree; are nodes still sorted?

What other invariants could be checked?

What other invariants could be checked?

29

---

---

---

---

---

---

---

---

## Checking Invariants (cont.)



- Convenient to use `assert` to check invariants

```
int isValid(MyType object) {
    ...
    Check invariants here.
    Return 1 (TRUE) if object passes
    all tests, and 0 (FALSE) otherwise.
    ...
}

void myFunction(MyType object) {
    assert(isValid(object));
    ...
    Manipulate object here.
    ...
    assert(isValid(object));
}
```

30

---

---

---

---

---

---

---

---

## Checking Return Values



### (2) Checking function return values

- In Java and C++:
  - Method that detects error can "throw a checked exception"
  - Calling method must handle the exception (or rethrow it)
- In C:
  - No exception-handling mechanism
  - Function that detects error typically indicates so via return value
  - Programmer easily can forget to check return value
  - Programmer (generally) **should** check return value

31

---

---

---

---

---

---

---

---

## Checking Return Values (cont.)



### (2) Checking function return values (cont.)

- Example: `scanf()` returns number of values read

Bad code

```
int i;  
scanf("%d", &i);
```

Good code

```
int i;  
if (scanf("%d", &i) != 1)  
    /* Error */
```

- Example: `printf()` can fail if writing to file and disk is full; returns number of characters (not values) written

Bad code???

```
int i = 100;  
printf("%d", i);
```

Good code???

```
int i = 100;  
if (printf("%d", i) != 3)  
    /* Error */
```

Is this overkill?

32

---

---

---

---

---

---

---

---

## Changing Code Temporarily



### (3) Changing code temporarily

- Temporarily change code to generate artificial boundary or stress tests
- Example: Array-based sorting program
  - Temporarily make array very small
  - Does the program handle overflow?
- Remember this for Assignment 3...
- Example: Program that uses a hash table
  - Temporarily make hash function return a constant
  - All bindings map to one bucket, which becomes very large
  - Does the program handle large buckets?

33

---

---

---

---

---

---

---

---

## Leaving Testing Code Intact



### (4) Leaving testing code intact

- Do not remove testing code when your code is finished
  - In industry, no code ever is "finished"!!!
- Leave tests in the code
- Maybe embed in calls of `assert`
  - Calls of `assert` can be disabled; described in precept

34

---

---

---

---

---

---

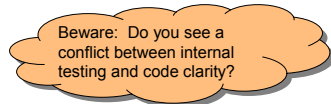
---

---

## Internal Testing Summary



- Internal testing: Designing your program to test itself
- Internal testing techniques
  - (1) Checking invariants
  - (2) Checking function return values
  - (3) Changing code temporarily
  - (4) Leaving testing code intact



35

---

---

---

---

---

---

---

---

## General Testing Strategies



- General testing strategies
  - 5 strategies...

36

---

---

---

---

---

---

---

---

## Automation



### (1) Automation

- Create **scripts** and **data files** to test your **programs**
- Create **software clients** to test your **modules**
- Know what to expect
  - Generate output that is easy to recognize as right or wrong
- Automated testing can provide:
  - Much better coverage than manual testing
  - Bonus: Examples of typical use of your code

Have you used these techniques in COS 217 programming assignments?

37

---

---

---

---

---

---

---

---

## Testing Incrementally



### (2) Testing incrementally

- Test as you write code
  - Add test cases as you create new code
  - Test individual modules, and then their interaction
- Do **regression testing**
  - After a bug fix, make sure program has not "regressed"
    - That is, make sure previously working code is not broken
  - Rerun **all** test cases
  - Note the value of automation!!!

38

---

---

---

---

---

---

---

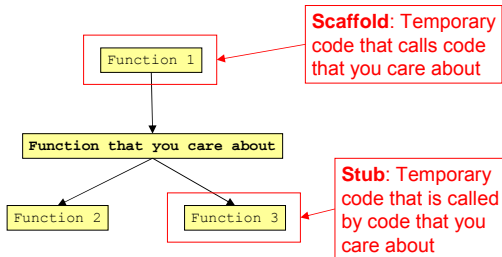
---

## Testing Incrementally (cont.)



### (2) Testing incrementally (cont.)

- Create **scaffolds** and **stubs** to test the code that you care about



39

---

---

---

---

---

---

---

---

## Comparing Implementations



### (3) Comparing implementations

- Make sure independent implementations behave the same

Could you have used this technique in COS 217 programming assignments?

40

---

---

---

---

---

---

---

---

## Bug-Driven Testing



### (4) Bug-driven testing

- Find a bug => create a test case that catches it
- Facilitates regression testing

41

---

---

---

---

---

---

---

---

## Fault Injection



### (5) Fault injection

- Intentionally (temporarily) inject bugs!!!
- Determine if testing finds them
- Test the testing!!!

42

---

---

---

---

---

---

---

---

## General Strategies Summary



- General testing strategies
  - (1) Automation
  - (2) Testing incrementally
  - (3) Comparing implementations
  - (4) Bug-driven testing
  - (5) Fault injection

43

---

---

---

---

---

---

---

---

## Who Tests What



- Programmers
  - **White-box** testing
  - Pro: Programmer knows all data paths
  - Con: Influenced by how code is designed/written
- Quality Assurance (QA) engineers
  - **Black-box** testing
  - Pro: No knowledge about the implementation
  - Con: Unlikely to test all logical paths
- Customers
  - **Field** testing
  - Pros: Unexpected ways of using the software; "debug" specs
  - Cons: Not enough cases; customers don't like "participating" in this process; malicious users exploit the bugs

44

---

---

---

---

---

---

---

---

## Summary



- External testing taxonomy
  - Statement testing
  - Path testing
  - Boundary testing
  - Stress testing
- Internal testing techniques
  - Checking invariants
  - Checking function return values
  - Changing code temporarily
  - Leaving testing code intact

45

---

---

---

---

---

---

---

---

## Summary (cont.)



- General testing strategies
  - Automation
  - Testing incrementally
    - Regression testing
    - Scaffolds and stubs
  - Comparing independent implementations
  - Bug-driven testing
  - Fault injection
- Test the **code**, the **tests** – and the **specification!**

46

---

---

---

---

---

---

---

---