

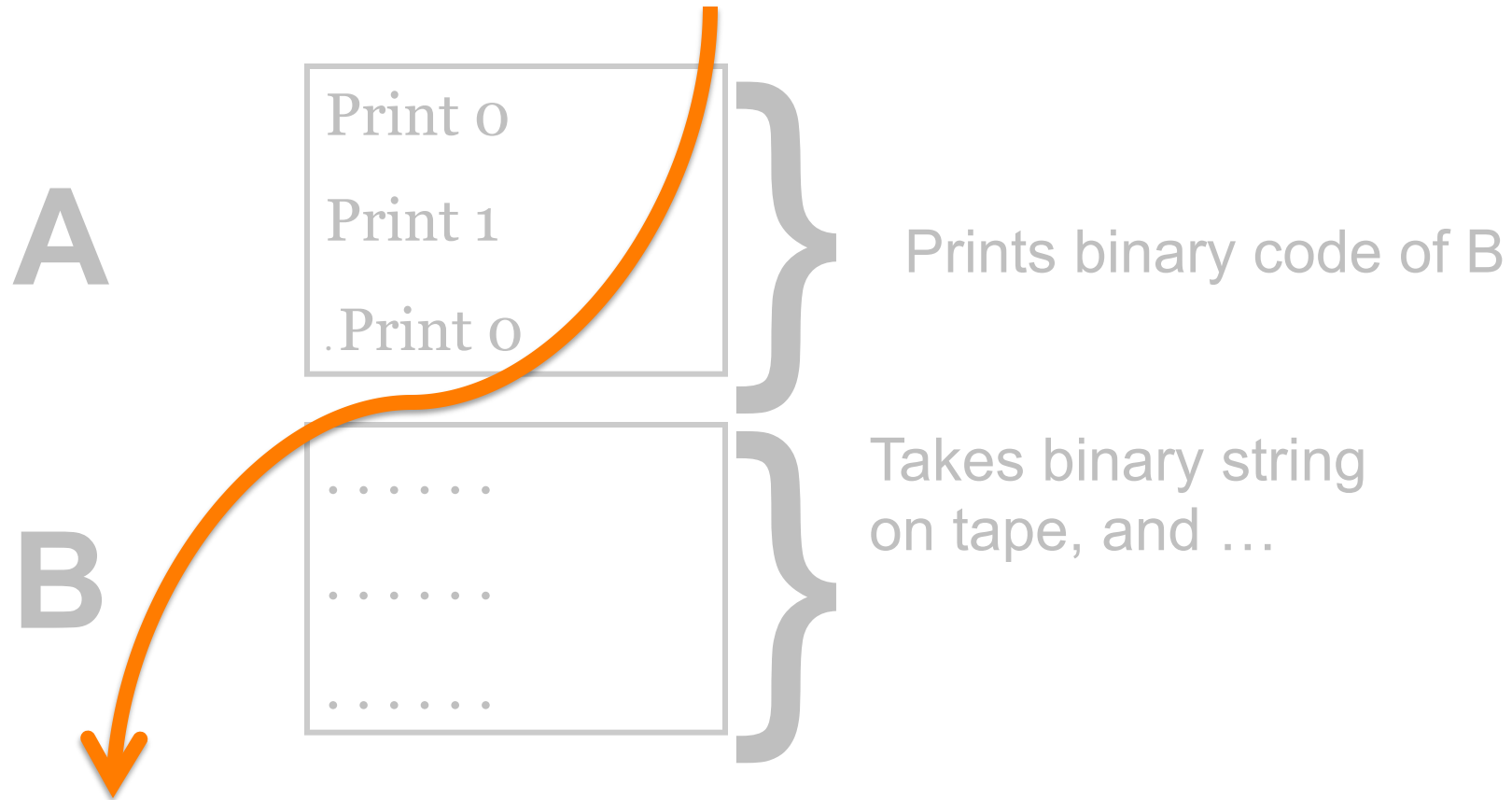


# Logic: From Greeks to philosophers to circuits.

COS 116, Spring 2012

Adam Finkelstein

# High-level view of self-reproducing program



SEE HANDOUT ON COURSE WEB

# Binary arithmetic

$$\begin{array}{r} 25 \qquad 11001 \\ + 29 \qquad 11101 \\ \hline \end{array}$$

Q: How do we add two binary numbers?

# Recap: Boolean Logic Example

*Ed goes to the party if  
Dan does not and Stella does.*

Choose “Boolean variables” for 3 events:

$\left\{ \begin{array}{l} \mathbf{E}: \text{Ed goes to party} \\ \mathbf{D}: \text{Dan goes to party} \\ \mathbf{S}: \text{Stella goes to party} \end{array} \right\}$  Each is either  
TRUE or FALSE

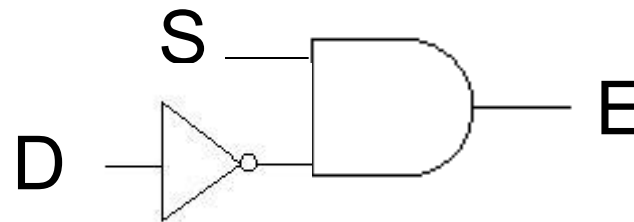
$$\mathbf{E = S \ AND \ (NOT \ D)}$$

$$\text{Alternately: } \mathbf{E = S \ AND \ \bar{D}}$$

# Three Equivalent Representations

**Boolean Expression**       $E = S \text{ AND } \bar{D}$

**Boolean Circuit**



**Truth table:**

Value of E for every possible D, S.

TRUE=1; FALSE= 0.

D	S	E
0	0	0
0	1	1
1	0	0
1	1	0

# Boolean “algebra”

A **AND** B written as  $A \cdot B$

$$0 \cdot 0 = 0$$

$$0 \cdot 1 = 0$$

$$1 \cdot 1 = 1$$

A **OR** B written as  $A + B$

$$0 + 0 = 0$$

$$1 + 0 = 1$$

$$1 + 1 = 1$$

Funny arithmetic



# Claude Shannon (1916-2001)

Founder of many fields

(circuits, information theory, artificial intelligence...)

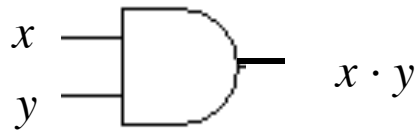


With “Theseus” mouse

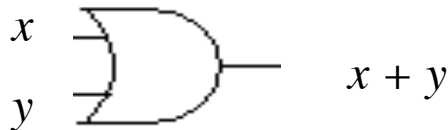
Shannon (1939)

# Boolean gates

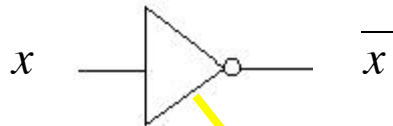
High voltage = 1  
Low voltage = 0




Output voltage is high  
if **both** of the input voltages are high;  
otherwise output voltage low.



Output voltage is high  
if **either** of the input voltages are high;  
otherwise output voltage low.



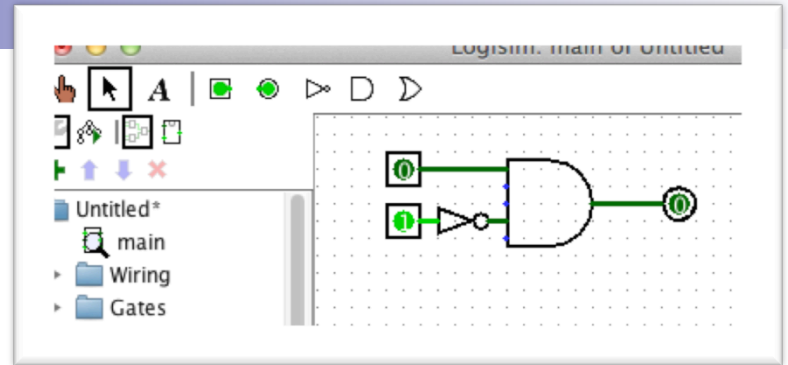
Output voltage is high  
if the input voltage is low;  
otherwise output voltage high.



(implicit extra wires for power)



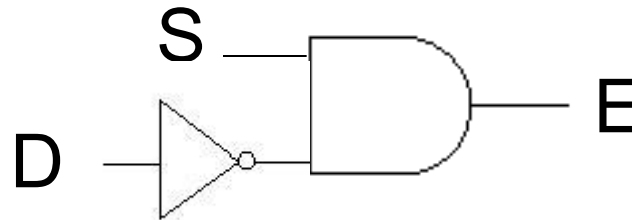
# Let's try it out...



**Boolean Expression**

$$E = S \text{ AND } \bar{D}$$

**Boolean Circuit**



**Truth table:**

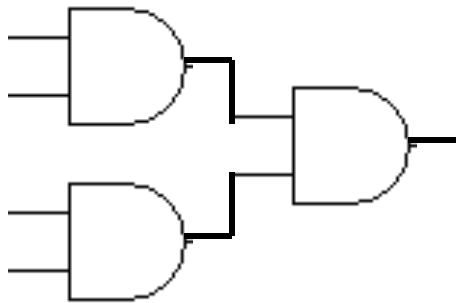
Value of E for every possible D, S.

TRUE=1; FALSE= 0.

D	S	E
0	0	0
0	1	1
1	0	0
1	1	0

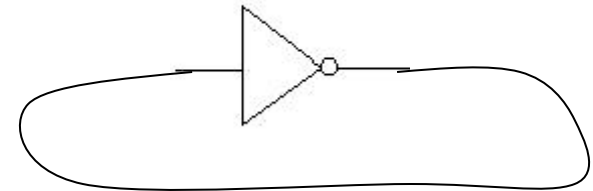
# Combinational circuit

- Boolean gates connected by wires



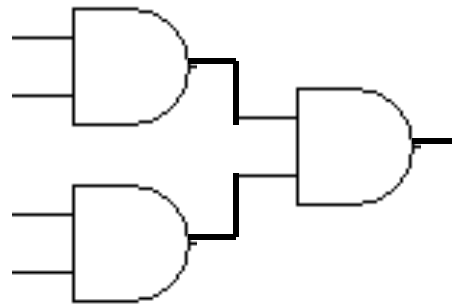
Wires: transmit voltage  
(and hence value)

- Important: no cycles allowed

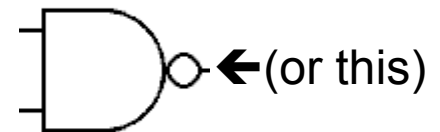
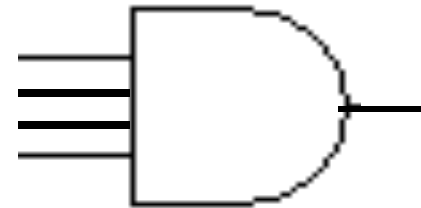


# Examples

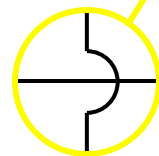
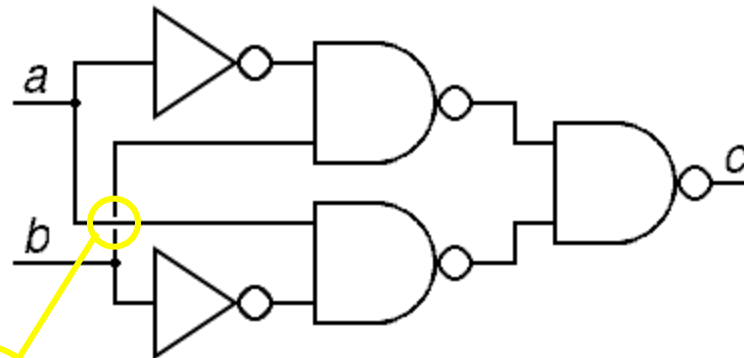
4-way AND



(Sometimes we use this for shorthand)



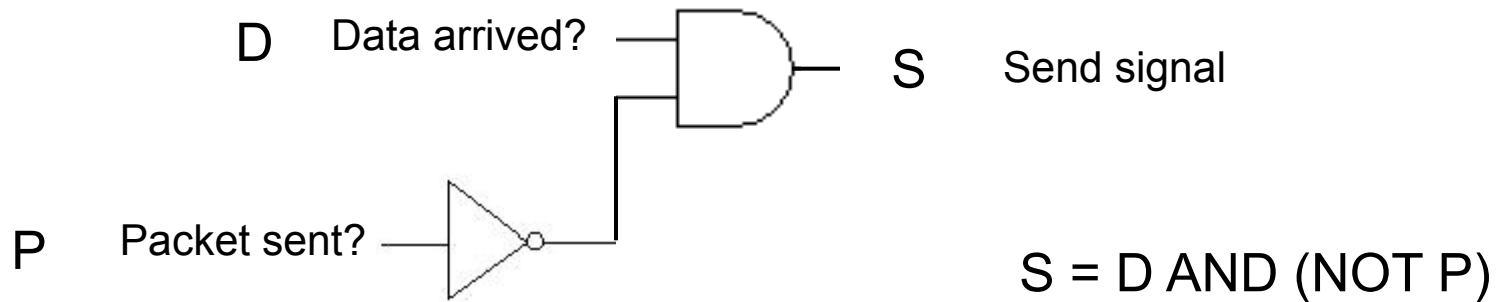
More complicated example



← Crossed wires that are not connected are sometimes drawn like this.

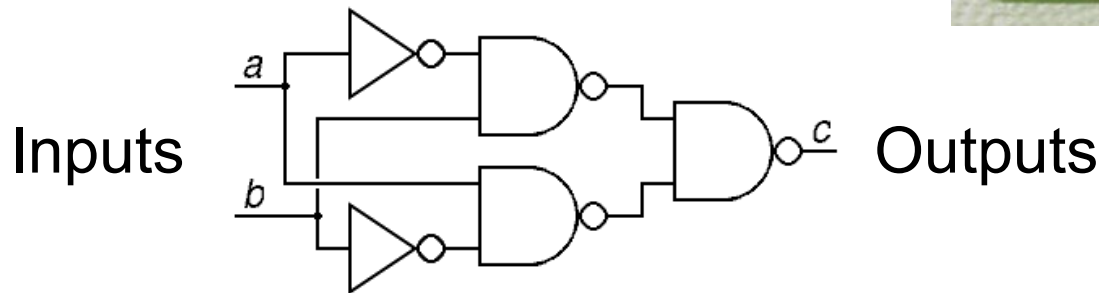

# Combinational circuits and control

- “If data has arrived and packet has not been sent, send a signal”



# Circuits compute functions

- Every combinational circuit computes a Boolean function of its inputs



# Ben Revisited

Ben only rides to class if he overslept, but even then if it is raining he'll walk and show up late (he hates to bike in the rain). But if there's an exam that day he'll bike if he overslept, even in the rain.

**B:** Ben Bikes

**R:** It is raining

**E:** There is an exam today

**O:** Ben overslept

How to write a boolean expression for B in terms of R, E, O?

# Ben's truth table

O	R	E	B
0	0	0	0
0	0	1	0
0	1	0	0
0	1	1	0
1	0	0	1
1	0	1	1
1	1	0	0
1	1	1	1

# Truth table $\rightarrow$ Boolean expression

Use **OR** of all  
input combinations  
that lead to TRUE (1)

$$B = O \cdot \bar{R} \cdot \bar{E} + O \cdot \bar{R} \cdot E + O \cdot R \cdot E$$

O	R	E	B
0	0	0	0
0	0	1	0
0	1	0	0
0	1	1	0
1	0	0	1
1	0	1	1
1	1	0	0
1	1	1	1

Note:

AND, OR, and NOT gates suffice to implement every Boolean function!



# Sizes of representations

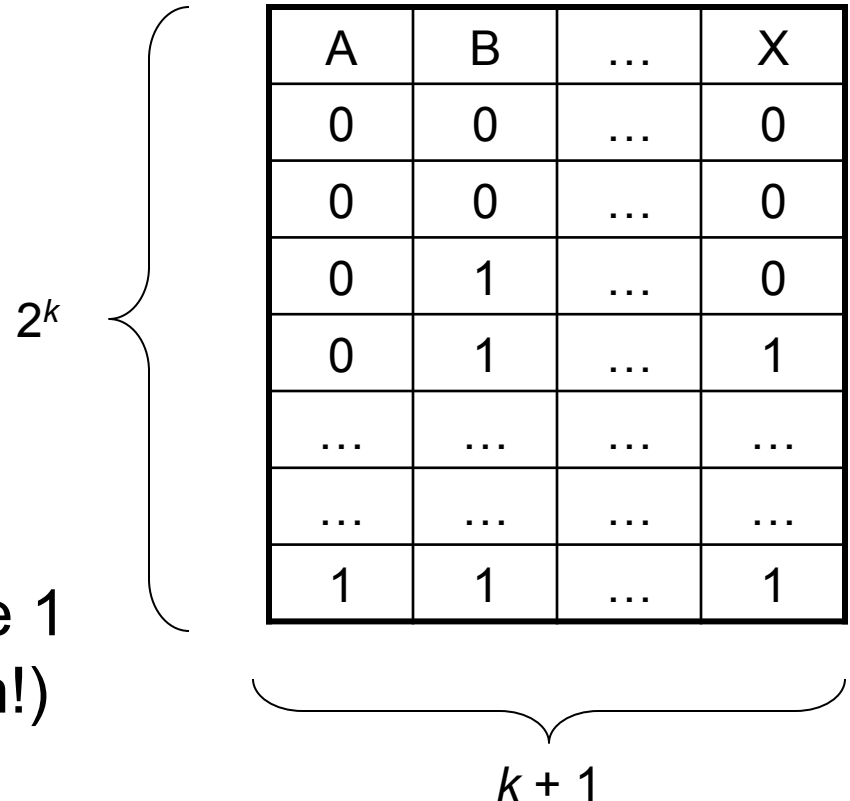
- For  $k$  variables:

$k$	10	20	30
$2^k$	1024	1048576	1073741824

For an arbitrary function,  
expect roughly half of  $X$ 's to be 1  
(for 30 inputs roughly 1/2 billion!)

Tools for reducing size:

(a) circuit optimization (b) modular design



# Expression simplification

- Some simple rules:

$$x + \bar{x} = 1$$

$$x \cdot 1 = x$$

$$x \cdot 0 = 0$$

$$x + 0 = x$$

$$x + 1 = 1$$

$$x + x = x \cdot x = x$$

$$x \cdot (y + z) = x \cdot y + x \cdot z$$

$$x + (y \cdot z) = (x+y) \cdot (x+z)$$

$$\begin{aligned} x \cdot y + x \cdot \bar{y} \\ &= x \cdot (y + \bar{y}) \\ &= x \cdot 1 \\ &= x \end{aligned}$$

De Morgan's Laws:

$$\overline{x \cdot y} = \bar{x} + \bar{y}$$

$$\overline{x + y} = \bar{x} \cdot \bar{y}$$

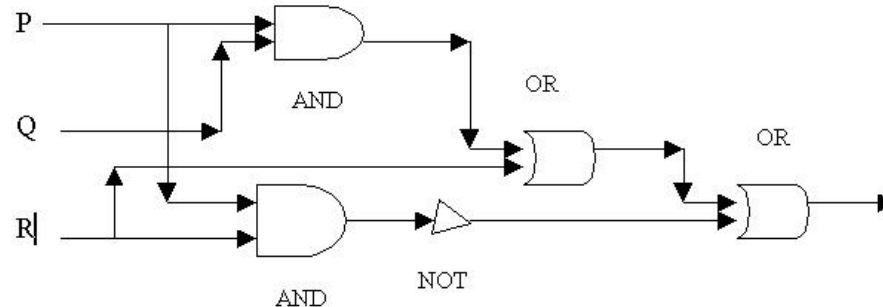
# Simplifying Ben's circuit

- $$\begin{aligned} B &= O \cdot \bar{R} \cdot \bar{E} + O \cdot \bar{R} \cdot E + O \cdot R \cdot E \\ &= O \cdot (\bar{R} \cdot \bar{E} + \bar{R} \cdot E + R \cdot E) \\ &= O \cdot (\bar{R} \cdot (\bar{E} + E) + R \cdot E) \\ &= O \cdot (\bar{R} + R \cdot E) \\ &\quad \dots \\ &= O \cdot (\bar{R} + E) \end{aligned}$$

# Something to think about: How hard is Circuit Verification?




- Given a circuit, decide if it is “trivial” (no matter the input, it either always outputs 1 or always outputs 0)



- Alternative statement: Decide if there is any setting of the inputs that makes the circuit evaluate to 1.

Time required?

# Boole's reworking of Clarke's "proof" of existence of God (see handout – after midterm)

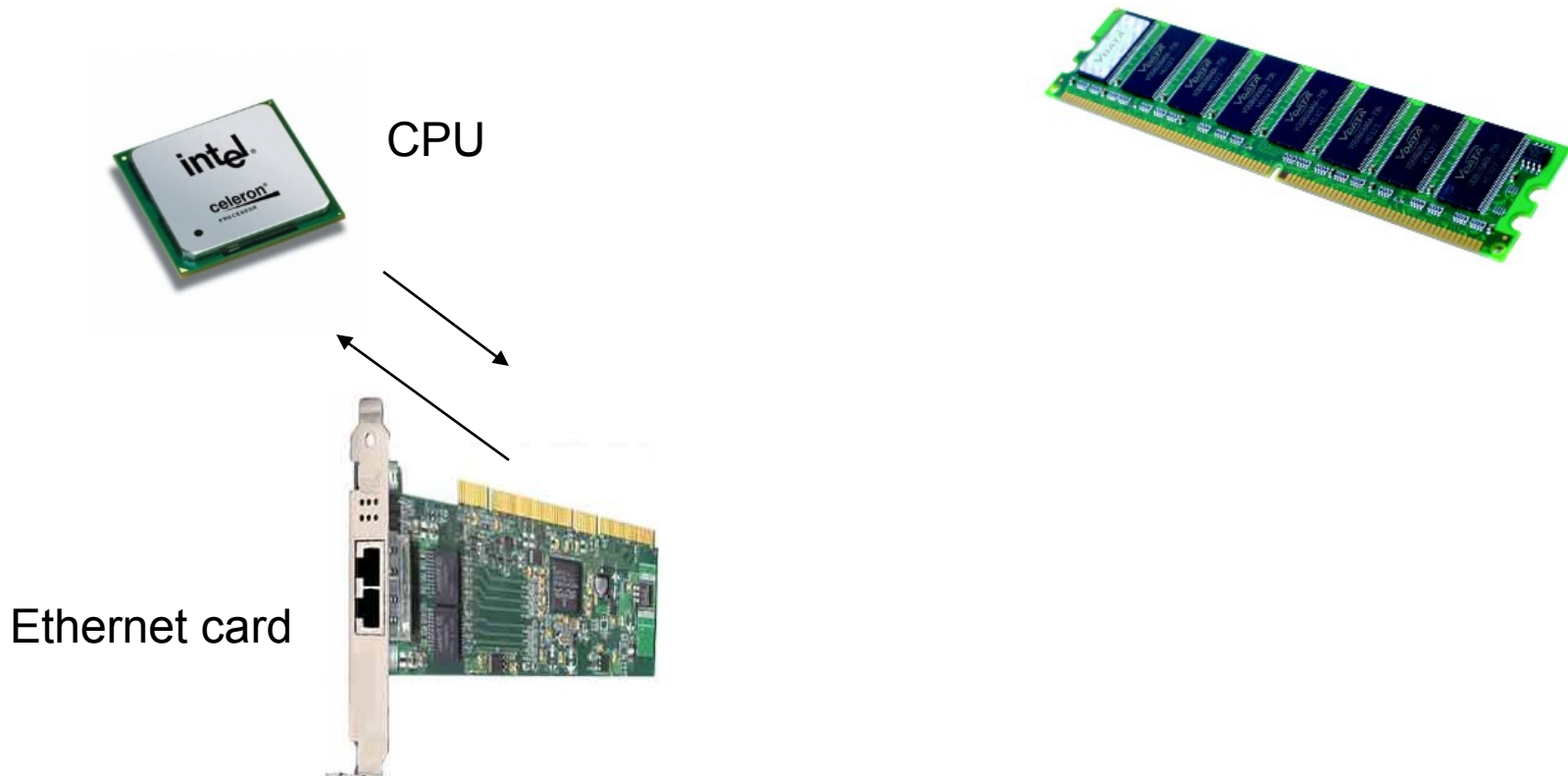


- General idea: Try to prove that Boolean expressions  $E_1, E_2, \dots, E_k$  cannot simultaneously be true
- Method: Show  $E_1 \cdot E_2 \cdot \dots \cdot E_k = 0$
- Discussion for after Break: What exactly does Clarke's "proof" prove? How convincing is such a proof to you?

Also: Do Google search for "Proof of God's Existence."

# Beyond combinational circuits ...

- Need 2-way communication (must allow cycles!)
- Need memory (scratchpad)



# Circuit for binary addition?

$$\begin{array}{r} 25 \quad 11001 \\ + 29 \quad 11101 \\ \hline 54 \quad 110110 \end{array}$$

Want to design a circuit to add any two  $N$ -bit integers.

Q: Is the truth table method useful for  $N=64$ ?



# After Break: Modular Design

Design an N-bit adder using N 1-bit adders

After midterm, read:

(a) handout on boolean logic.

(b) Boole's "proof" of existence of God.