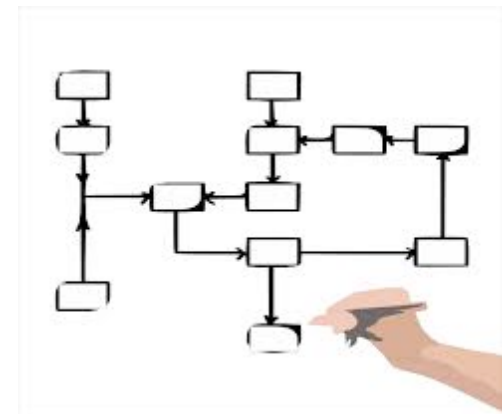




Modularity Heuristics



The material for this lecture is drawn, in part, from
The Practice of Programming (Kernighan & Pike) Chapter 4

“Programming in the Large” Steps



Design & Implement

- Program & programming style (done)
- Common data structures and algorithms (done)
- Modularity <-- we still are here
- Building techniques & tools (done)

Debug

- Debugging techniques & tools (done)

Test

- Testing techniques (done)

Maintain

- Performance improvement techniques & tools



Goals of this Lecture

Help you learn:

- How to create high quality modules in C

Why?

- Abstraction is a powerful (the only?) technique available for understanding large, complex systems
- A power programmer knows how to find the abstractions in a large program
- A power programmer knows how to convey a large program's abstractions via its modularity



Module Design Heuristics

We propose 7 module design heuristics

And illustrate them with 4 examples

- Stack, string, stdio, SymTable



Stack Module

Stack module (from last lecture)

```
/* stack.h */

enum {MAX_STACK_ITEMS = 100};

struct Stack
{ double items[MAX_STACK_ITEMS];
  int top;
};

struct Stack *Stack_new(void);
void          Stack_free(struct Stack *s);
int          Stack_push(struct Stack *s, double d);
double       Stack_pop(struct Stack *s);
int          Stack_isEmpty(struct Stack *s);
```



String Module

string module (from C90)

```
/* string.h */

size_t strlen(const char *s);
char *strcpy(char *dest, const char *src);
char *strncpy(char *dest, const char *src, size_t n);
char *strcat(char *dest, const char *src);
char *strncat(char *dest, const char *src, size_t n);
int strcmp(const char *s1, const char *s2);
int strncmp(const char *s1, const char *s2, size_t n);
char *strstr(const char *haystack, const char *needle);
void *memcpy(void *dest, const void *src, size_t n);
int memcmp(const void *s1, const void *s2, size_t n);
...
```



Stdio Module

stdio module (from C90, vastly simplified)

```
/* stdio.h */

struct FILE
{  int cnt;      /* characters left */
   char *ptr;   /* next character position */
   char *base; /* location of buffer */
   int flag;   /* mode of file access */
   int fd;    /* file descriptor */
};

#define OPEN_MAX 1024
FILE _iob[OPEN_MAX];

#define stdin (&_iob[0]);
#define stdout (&_iob[1]);
#define stderr (&_iob[2]);
...
```

Don't be concerned
with details



Stdio Module

stdio (cont.)

```
...
FILE *fopen(const char *filename, const char *mode);
int  fclose(FILE *f);
int  fflush(FILE *f);

int  fgetc(FILE *f);
int  getchar(void);

int  fputc(int c, FILE *f);
int  putchar(int c);

int  fscanf(FILE *f, const char *format, ...);
int  scanf(const char *format, ...);

int  fprintf(FILE *f, const char *format, ...);
int  printf(const char *format, ...);

int  sscanf(const char *str, const char *format, ...);
int  sprintf(char *str, const char *format, ...);
...
```




SymTable Module

SymTable module (from Assignment 3)

```
/* symtable.h */

typedef struct SymTable *SymTable_T;

SymTable_T SymTable_new(void);
void        SymTable_free(SymTable_T t);
int         SymTable_getLength(SymTable_T t);
int         SymTable_put(SymTable_T t, const char *key,
                        const void *value);
void        *SymTable_replace(SymTable_T t, const char *key,
                        const void *value);
int         SymTable_contains(SymTable_T t, const char *key);
void        *SymTable_get(SymTable_T t, const char *key);
void        *SymTable_remove(SymTable_T t, const char *key);
void        SymTable_map(SymTable_T t,
                        void (*pfApply)(const char *key,
                        void *value, void *extra),
                        const void *extra);
```



Agenda

A good module:

- **Encapsulates data**
- Is consistent
- Has a minimal interface
- Detects and handles/reports errors
- Establishes contracts
- Has strong cohesion (if time)
- Has weak coupling (if time)



Encapsulation

A well-designed module encapsulates data

- An interface should hide implementation details
- A module should use its functions to encapsulate its data
- A module should not allow clients to manipulate the data directly

Why?

- **Clarity:** Encourages abstraction
- **Security:** Clients cannot corrupt object by changing its data in unintended ways
- **Flexibility:** Allows implementation to change – even the data structure – without affecting clients



Encapsulation Example 1

Stack (version 1)

```
/* stack.h */  
  
enum {MAX_STACK_ITEMS = 100};  
  
struct Stack  
{ double items[MAX_STACK_ITEMS];  
  int top;  
};  
  
struct Stack *Stack_new(void);  
void          Stack_free(struct Stack *s);  
void          Stack_push(struct Stack *s, double item);  
double        Stack_pop(struct Stack *s);  
int           Stack_isEmpty(struct Stack *s);
```

Structure type definition
in .h file

- Interface reveals how Stack object is implemented
 - That is, as an array
- Client can access/change data directly; could corrupt object



Encapsulation Example 1

Stack (version 2)

```
/* stack.h */
```

```
struct Stack;
```

```
struct Stack *Stack_new(void);
```

```
void Stack_free(struct Stack *s);
```

```
void Stack_push(struct Stack *s, double item);
```

```
double Stack_pop(struct Stack *s);
```

```
int Stack_isEmpty(struct Stack *s);
```

Place **declaration** of struct Stack in interface; move **definition** to implementation

- Interface does not reveal how Stack object is implemented
- Client cannot access data directly
- That's better



Encapsulation Example 1

Stack (version 3)

```
/* stack.h */  
  
typedef struct Stack * Stack_T;  
  
Stack_T Stack_new(void);  
void Stack_free(Stack_T s);  
void Stack_push(Stack_T s, double item);  
double Stack_pop(Stack_T s);  
int Stack_isEmpty(Stack_T s);
```

Opaque pointer
type

- Interface provides **Stack_T** abbreviation for client
 - Interface encourages client to think of **objects** (not structures) and **object references** (not pointers to structures)
- Client still cannot access data directly; data is “opaque” to the client
- That’s better still



Encapsulation Examples 2, 4

string

- “Stateless” module
- Has no state to encapsulate!

SymTable

- Uses the opaque pointer type pattern
- Encapsulates state properly



Encapsulation Example 3

stdio

```
/* stdio.h */  
  
struct FILE  
{  int cnt;      /* characters left */  
   char *ptr;   /* next character position */  
   char *base; /* location of buffer */  
   int flag;   /* mode of file access */  
   int fd;    /* file descriptor */  
};  
...
```

- Violates the heuristic
- Programmers can access data directly
 - Can corrupt the FILE object
 - Can write non-portable code
- But the functions are well documented, so
 - Few programmers examine stdio.h
 - Few programmers are tempted to access the data directly

Structure type
definition in .h file



Agenda

A good module:

- Encapsulates data
- **Is consistent**
- Has a minimal interface
- Detects and handles/reports errors
- Establishes contracts
- Has strong cohesion (if time)
- Has weak coupling (if time)



Consistency

A well-designed module is consistent

- A function's name should indicate its module
 - Facilitates maintenance programming
 - Programmer can find functions more quickly
 - Reduces likelihood of name collisions
 - From different programmers, different software vendors, etc.
- A module's functions should use a consistent parameter order
 - Facilitates writing client code



Consistency Examples 1, 4

Stack

- (+) Each function name begins with “Stack_”
- (+) First parameter identifies Stack object

SymTable

- (+) Each function name begins with “SymTable_”
- (+) First parameter identifies SymTable object



Consistency Example 2

string

```
/* string.h */

size_t strlen(const char *s);
char *strcpy(char *dest, const char *src);
char *strncpy(char *dest, const char *src, size_t n);
char *strcat(char *dest, const char *src);
char *strncat(char *dest, const char *src, size_t n);
int strcmp(const char *s1, const char *s2);
int strncmp(const char *s1, const char *s2, size_t n);
char *strstr(const char *haystack, const char *needle);
void *memcpy(void *dest, const void *src, size_t n);
int memcmp(const void *s1, const void *s2, size_t n);
...
```

Are function names consistent?

Is parameter order consistent?



Consistency Example 3

stdio

```
...  
FILE *fopen(const char *filename, const char *mode);  
int  fclose(FILE *f);  
int  fflush(FILE *f);  
  
int  fgetc(FILE *f);  
int  getchar(void);  
  
int  fputc(int c, FILE *f);  
int  putchar(int c);  
  
int  fscanf(FILE *f, const char *format, ...);  
int  scanf(const char *format, ...);  
  
int  fprintf(FILE *f, const char *format, ...);  
int  printf(const char *format, ...);  
  
int  sscanf(const char *str, const char *format, ...);  
int  sprintf(char *str, const char *format, ...);  
...
```

Are function names
consistent?

Is parameter order
consistent?



Agenda

A good module:

- Encapsulates data
- Is consistent
- **Has a minimal interface**
- Detects and handles/reports errors
- Establishes contracts
- Has strong cohesion (if time)
- Has weak coupling (if time)



Minimization

A well-designed module has a minimal interface

- Function declaration should be in a module's interface if and only if:
 - The function is **necessary** to make objects complete, or
 - The function is **convenient** for many clients

Why?

- More functions => higher learning costs, higher maintenance costs



Minimization Example 1

Stack

```
/* stack.h */  
  
typedef struct Stack *Stack_T;  
  
Stack_T Stack_new(void);  
void Stack_free(Stack_T s);  
void Stack_push(Stack_T s, double item);  
double Stack_pop(Stack_T s);  
int Stack_isEmpty(Stack_T s);
```

Should any functions be eliminated?

While we're on the subject, should any functions be added?



Minimization Example 1

Another Stack function?

```
void Stack_clear(Stack_T s);
```

- Pops all items from the Stack object

Should the Stack ADT
define Stack_clear()?



Minimization Example 2

string

```
/* string.h */

size_t strlen(const char *s);
char *strcpy(char *dest, const char *src);
char *strncpy(char *dest, const char *src, size_t n);
char *strcat(char *dest, const char *src);
char *strncat(char *dest, const char *src, size_t n);
int strcmp(const char *s1, const char *s2);
int strncmp(const char *s1, const char *s2, size_t n);
char *strstr(const char *haystack, const char *needle);
void *memcpy(void *dest, const void *src, size_t n);
int memcmp(const void *s1, const void *s2, size_t n);
...
```

Should any functions be eliminated?



Minimization Example 3

stdio

```
...  
FILE *fopen(const char *filename, const char *mode);  
int  fclose(FILE *f);  
int  fflush(FILE *f);  
  
int  fgetc(FILE *f);  
int  getchar(void);  
  
int  fputc(int c, FILE *f);  
int  putchar(int c);  
  
int  fscanf(FILE *f, const char *format, ...);  
int  scanf(const char *format, ...);  
  
int  fprintf(FILE *f, const char *format, ...);  
int  printf(const char *format, ...);  
  
int  sscanf(const char *str, const char *format, ...);  
int  sprintf(char *str, const char *format, ...);  
...
```

Should any
functions be
eliminated?



Minimization Example 4

SymTable

- Declares `SymTable_get()` in interface
- Declares `SymTable_contains()` in interface

Should
`SymTable_contains()`
be eliminated?



Minimization Example 4

SymTable

- Defines `SymTable_hash()` in implementation

Should `SymTable_hash()`
be declared in interface?

Incidentally: In C any function should be either:

- **Declared** in the interface and defined as **non-static**, or
- **Not declared** in the interface and defined as **static**



Agenda

A good module:

- Encapsulates data
- Is consistent
- Has a minimal interface
- **Detects and handles/reports errors**
- Establishes contracts
- Has strong cohesion (if time)
- Has weak coupling (if time)



Error Handling

A well-designed module detects and handles/reports errors

A module should:

- **Detect** errors
- **Handle** errors if it can; otherwise...
- **Report** errors to its clients
 - A module often cannot assume what error-handling action its clients prefer



Handling Errors in C

C options for **detecting** errors

- `if` statement
- `assert` macro

C options for **handling** errors

- Write message to `stderr`
 - Impossible in many embedded applications
- Recover and proceed
 - Sometimes impossible
- Abort process
 - Often undesirable



Reporting Errors in C

C options for **reporting** errors to client (calling function)

- Set **global variable**?

```
int successful;
...
int div(int dividend, int divisor)
{  if (divisor == 0)
    {  successful = 0;
        return 0;
    }
    successful = 1;
    return dividend / divisor;
}
...
quo = div(5, 3);
if (! successful)
    /* Handle the error */
```

- Easy for client to forget to check
- Bad for multi-threaded programming



Reporting Errors in C

C options for **reporting** errors to client (calling function)

- Use function return value?

```
int div(int dividend, int divisor, int *quotient)
{  if (divisor == 0)
    return 0;
    ...
    *quotient = dividend / divisor;
    return 1;
}
...
successful = div(5, 3, &quo);
if (! successful)
    /* Handle the error */
```

- Awkward if return value has some other natural purpose



Reporting Errors in C

C options for **reporting** errors to client (calling function)

- Use **call-by-reference parameter**?

```
int div(int dividend, int divisor, int *successful)
{  if (divisor == 0)
    {  *successful = 0;
        return 0;
    }
    *successful = 1;
    return dividend / divisor;
}
...
quo = div(5, 3, &successful);
if (! successful)
    /* Handle the error */
```

- Awkward for client; must pass additional argument



Reporting Errors in C

C options for **reporting** errors to client (calling function)

- Call `assert` macro?

```
int div(int dividend, int divisor)
{  assert(divisor != 0);
   return dividend / divisor;
}
...
quo = div(5, 3);
```

- Asserts could be disabled
- Error terminates the process!



Reporting Errors in C

C options for **reporting** errors to client (calling function)

- No option is ideal

What option does
Java provide?



User Errors

Our recommendation: Distinguish between...

(1) **User** errors

- Errors made by human user
- Errors that “could happen”

- Example: Bad data in `stdin`
- Example: Too much data in `stdin`
- Example: Bad value of command-line argument

- Use `if` statement to detect
- Handle immediately if possible, or...
- Report to client via return value or call-by-reference parameter
 - Don't use global variable



Programmer Errors

(2) Programmer errors

- Errors made by a programmer
- Errors that “should never happen”
- Example: pointer parameter should not be **NULL**, but is
- For now, use **assert** to detect and handle
 - More info later in the course

The distinction sometimes is unclear

- Example: Write to file fails because disk is full
- Example: Divisor argument to **div()** is 0

Default: user error



Error Handling Example 1

Stack

```
/* stack.c */
...
int Stack_push(Stack_T s, double d)
{  assert(s != NULL);
   if (s->top >= MAX_STACK_ITEMS)
       return 0;
   s->items[s->top] = d;
   (s->top)++;
   return 1;
}
```

- Invalid parameter is **programmer** error
 - Should never happen
 - Detect and handle via **assert**
- Exceeding stack capacity is **user** error
 - Could happen (too much data in **stdin**)
 - Detect via **if**; report to client via return value



Error Handling Examples 2, 3, 4

string

- No error detection or handling/reporting
- Example: `strlen()` parameter is `NULL` => seg fault

stdlib

- Detects bad input
- Uses function return values to report failure
 - Note awkwardness of `scanf()`
- Sets global variable `errno` to indicate reason for failure

SymTable

- (See assignment specification for proper errors that should be detected, and how to handle them)



Agenda

A good module:

- Encapsulates data
- Is consistent
- Has a minimal interface
- Detects and handles/reports errors
- **Establishes contracts**
- Has strong cohesion (if time)
- Has weak coupling (if time)



Establishing Contracts

A well-designed module establishes contracts

- A module should establish contracts with its clients
- Contracts should describe what each function does, esp:
 - Meanings of parameters
 - Work performed
 - Meaning of return value
 - Side effects

Why?

- Facilitates cooperation between multiple programmers
- Assigns blame to contract violators!!!
 - If your functions have precise contracts and implement them correctly, then the bug must be in someone else's code!!!

How?

- Comments in module interface



Contracts Example 1

Stack

```
/* stack.h */  
...  
/* Push item onto s. Return 1 (TRUE)  
   if successful, or 0 (FALSE) if  
   insufficient memory is available. */  
  
int Stack_push(Stack_T s, double item);  
...
```

Comment defines contract:

- Meaning of function's parameters
 - `s` is the stack to be affected; `item` is the item to be pushed
- Work performed
 - Push `item` onto `s`
- Meaning of return value
 - Indicates success/failure
- Side effects
 - (None, by default)



Contracts Examples 2, 3, 4

string

- See descriptions in man pages

stdio

- See descriptions in man pages

SymTable

- See descriptions in assignment specification



Agenda

A good module:

- Encapsulates data
- Is consistent
- Has a minimal interface
- Detects and handles/reports errors
- Establishes contracts
- **Has strong cohesion (if time)**
- Has weak coupling (if time)



Strong Cohesion

A well-designed module has **strong cohesion**

- A module's functions should be strongly related to each other

Why?

- Strong cohesion facilitates abstraction



Strong Cohesion Examples

Stack

- (+) All functions are related to the encapsulated data

string

- (+) Most functions are related to string handling
- (-) Some functions are not related to string handling:
`memcpy()`, `memcmp()`, ...
- (+) But those functions are similar to string-handling functions

stdio

- (+) Most functions are related to I/O
- (-) Some functions don't do I/O: `sprintf()`, `sscanf()`
- (+) But those functions are similar to I/O functions

SymTable

- (+) All functions are related to the encapsulated data



Agenda

A good module:

- Encapsulates data
- Is consistent
- Has a minimal interface
- Detects and handles/reports errors
- Establishes contracts
- Has strong cohesion (if time)
- **Has weak coupling (if time)**



Weak Coupling

A well-designed module has **weak coupling**

- Module should be weakly connected to other modules in program
- Interaction **within** modules should be more intense than interaction **among** modules

Why? Theoretical observations

- Maintenance: Weak coupling makes program easier to modify
- Reuse: Weak coupling facilitates reuse of modules

Why? Empirical evidence

- Empirically, modules that are weakly coupled have fewer bugs

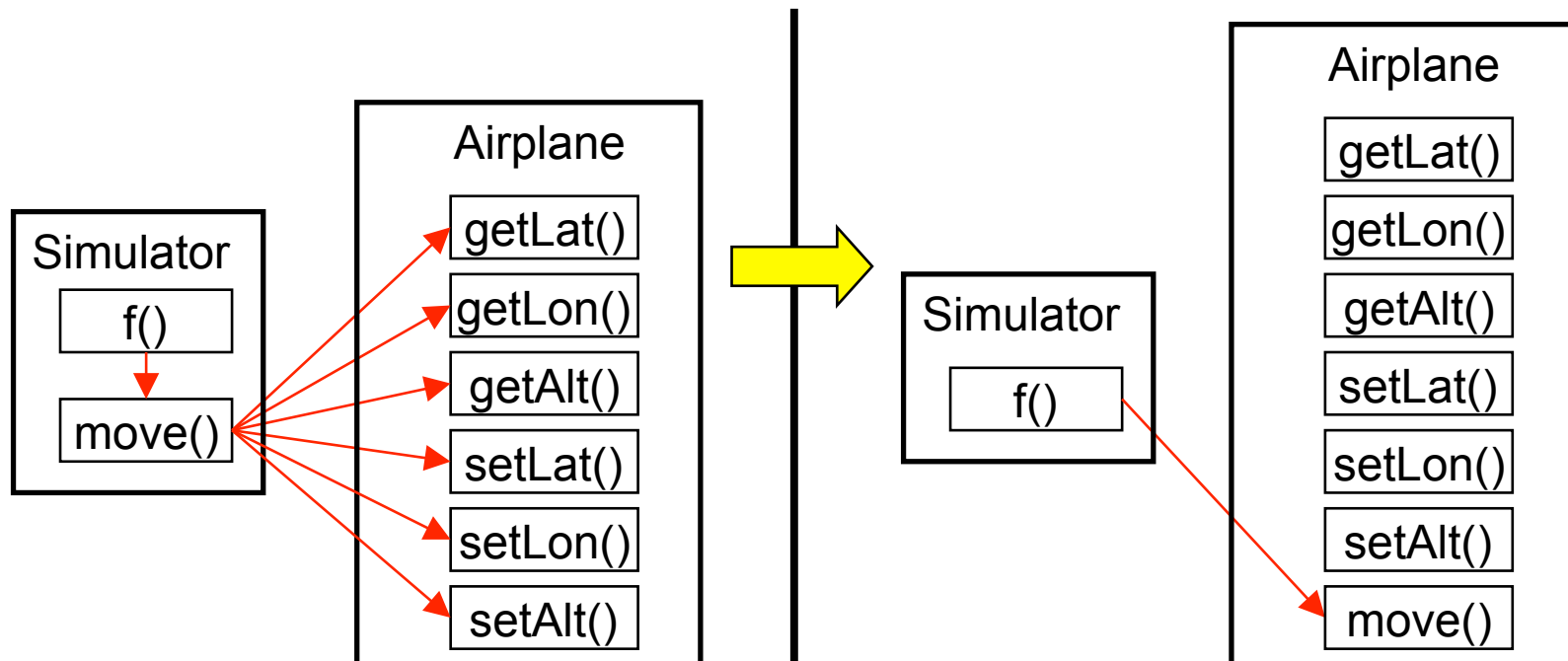
Examples (different from previous)...



Weak Coupling Example 1

Design-time coupling

→ Function call



- Simulator module calls **many** functions in Airplane
- **Strong** design-time coupling

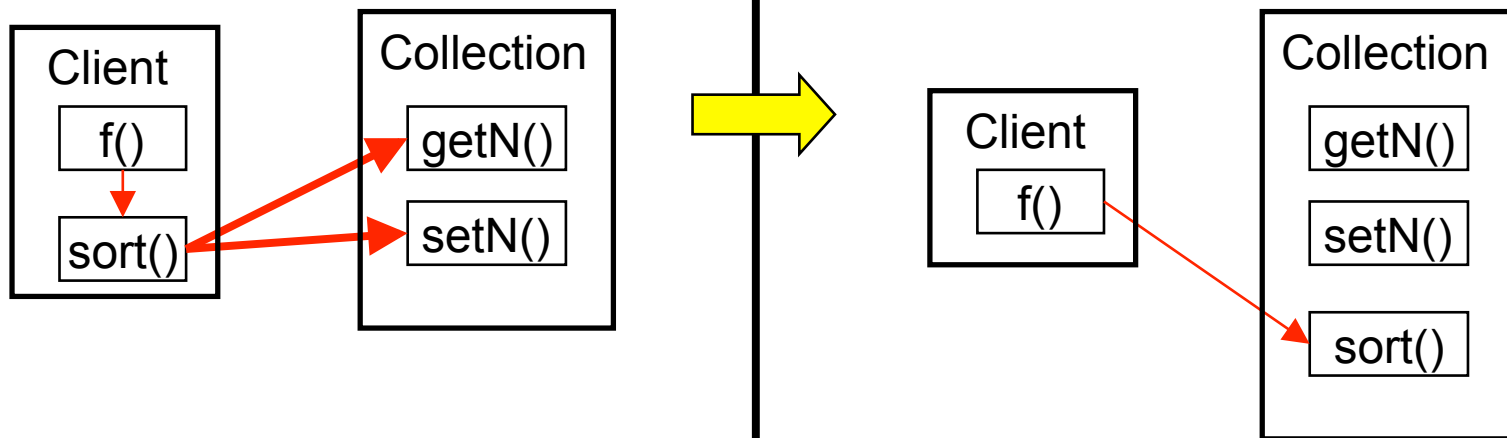
- Simulator module calls **few** functions in Airplane
- **Weak** design-time coupling



Weak Coupling Example 2

Run-time coupling

→ Many function calls → One function call



- Client module makes **many calls** to Collection module
- **Strong** run-time coupling

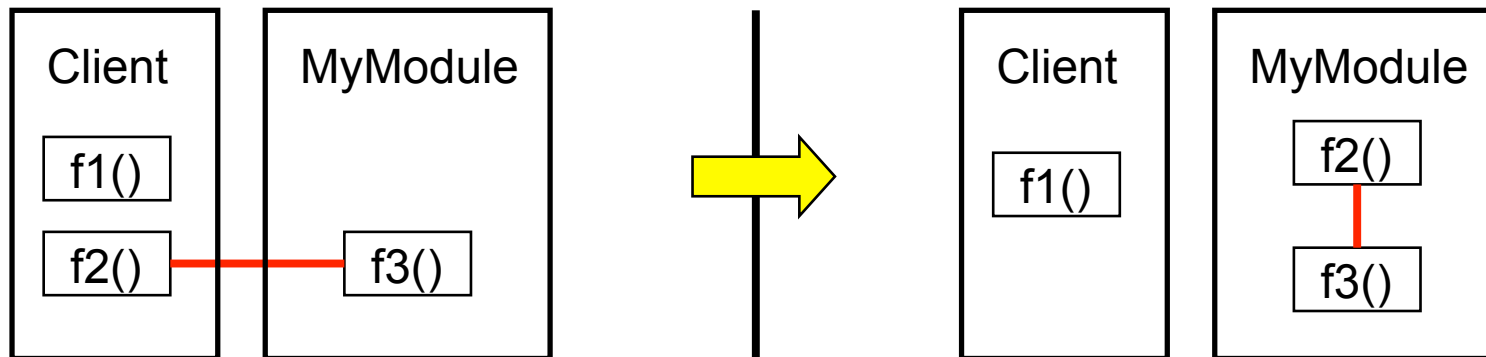
- Client module makes **few calls** to Collection module
- **Weak** run-time coupling



Weak Coupling Example 3

Maintenance-time coupling

— Changed together often



- Maintenance programmer changes Client and MyModule together **frequently**
- **Strong** maintenance-time coupling

- Maintenance programmer changes Client and MyModule together **infrequently**
- **Weak** maintenance-time coupling



Achieving Weak Coupling

Achieving weak coupling could involve **refactoring** code:

- Move code from client to module (shown)
- Move code from module to client (not shown)
- Move code from client and module to a new module (not shown)



Summary

A good module:

- Encapsulates data
- Is consistent
- Has a minimal interface
- Detects and handles/reports errors
- Establishes contracts
- Has strong cohesion
- Has weak coupling