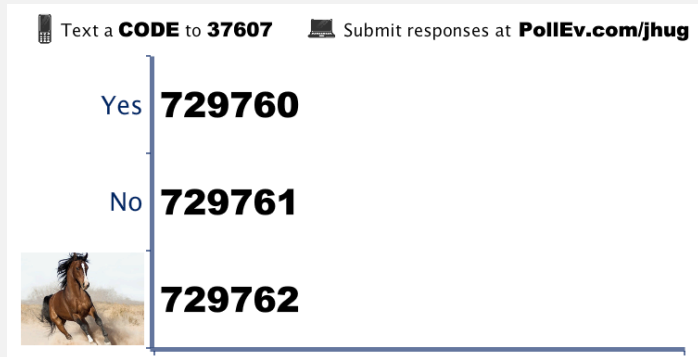


Is Polleverywhere working?



1

Algorithms

ROBERT SEDGEWICK | KEVIN WAYNE



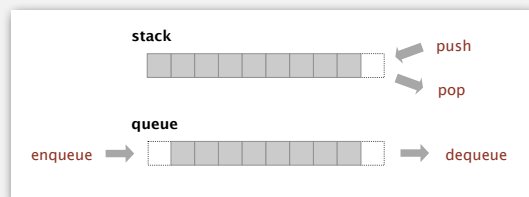
1.3 BAGS, QUEUES, AND STACKS

- ▶ *stacks*
- ▶ *resizing arrays*
- ▶ *queues*
- ▶ *generics*
- ▶ *iterators*
- ▶ *applications*

Stacks and queues

Fundamental data types.

- Collections of objects.
- Operations: **insert**, **remove**, **iterate**, test if empty.
- Intent is clear when we insert.
- Which item do we remove?



Stack. Examine the item most recently added. ← LIFO = "last in first out"

Queue. Examine the item least recently added. ← FIFO = "first in first out"

3

Client, implementation, interface

Separate interface and implementation.

Ex: stack, queue, bag, priority queue, symbol table, union-find,

Benefits.

- Client can't know details of implementation ⇒ client has many implementation from which to choose.
- Implementation can't know details of client needs ⇒ many clients can re-use the same implementation.
- **Design:** creates modular, reusable libraries.
- **Performance:** use optimized implementation where it matters.

Client: program using operations defined in interface.

Implementation: actual code implementing operations.

Interface: description of data type, basic operations.

4



ROBERT SEDGEWICK | KEVIN WAYNE
<http://algs4.cs.princeton.edu>


1.3 BAGS, QUEUES, AND STACKS

- ▶ stacks
- ▶ resizing arrays
- ▶ queues
- ▶ generics
- ▶ iterators
- ▶ applications

Stack API

Warmup API. Stack of strings data type.

```
public class StackOfStrings
{
    StackOfStrings()           create an empty stack
    void push(String item)     insert a new string onto stack
    String pop()               remove and return the string
                               most recently added
    boolean isEmpty()          is the stack empty?
    int size()                  number of strings on the stack
}
```



Warmup client. Reverse sequence of strings from standard input.

Stack test client

Read strings from standard input.

- If string equals "-", pop string from stack and print.
- Otherwise, push string onto stack.

```
public static void main(String[] args)
{
    StackOfStrings stack = new StackOfStrings();
    while (!StdIn.isEmpty())
    {
        String s = StdIn.readString();
        if (s.equals("-")) StdOut.print(stack.pop());
        else                stack.push(s);
    }
}
```



```
% more tobe.txt
to be or not to - be - - that - - - is

% java StackOfStrings < tobe.txt
to be not that or be
```

pollEv.com/jhug

text to 37607

Q: Which of the following inputs to the stack test client does NOT produce the output 5 4 3 2 1

- A. 1 2 3 4 5 - - - - [740669]
- B. 1 2 5 - 3 4 - - - [740670]
- C. 5 - 1 2 3 - 4 - - [740671]
- D. 5 - 4 - 3 - 2 - 1 - [740672]

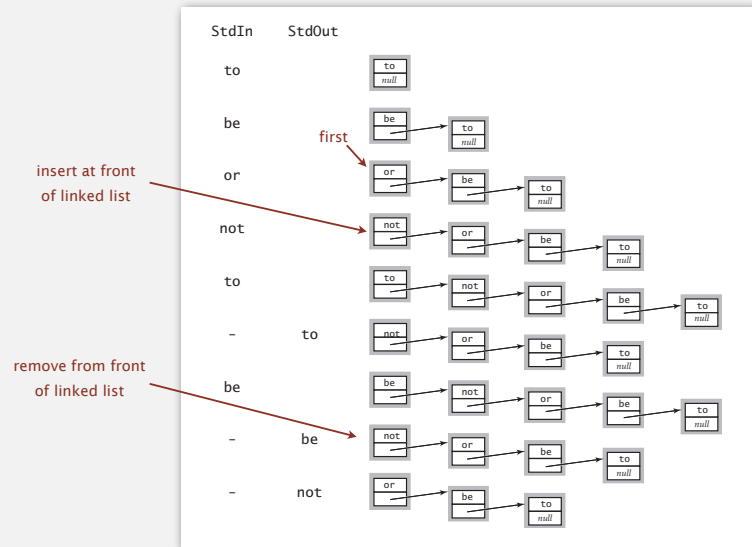
```
public static void main(String[] args)
{
    StackOfStrings stack = new StackOfStrings();
    while (!StdIn.isEmpty())
    {
        String s = StdIn.readString();
        if (s.equals("-")) StdOut.print(stack.pop());
        else                stack.push(s);
    }
}
```

```
% more tobe.txt
to be or not to - be - - that - - - is

% java StackOfStrings < tobe.txt
to be not that or be
```

Stack: linked-list representation

Maintain pointer to first node in a linked list; insert/remove from front.



9

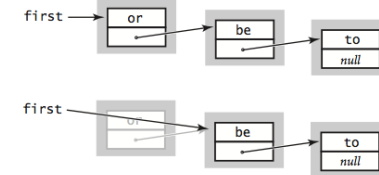
Stack pop: linked-list implementation

```
public String pop() {
```

save item to return

```
String item = first.item;
```

delete first node



```
first = first.next;
```

return saved item

```
return item;
```

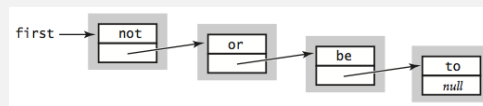
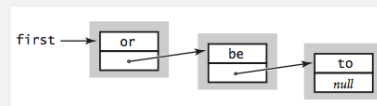
```
}
```

inner class

```
private class Node
{
    String item;
    Node next;
}
```

10

Stack push: linked-list implementation



inner class

```
private class Node
{
    String item;
    Node next;
}
```

```
public void push(String item) {
    Node oldFirst = first;
    first = new Node();
    first.next = oldFirst;
    first.item = item;
}
```

11

Stack: linked-list implementation in Java

```
public class LinkedStackOfStrings
{
    private Node first = null;

    private class Node
    {
        String item;
        Node next;
    }

    public boolean isEmpty()
    { return first == null; }

    public void push(String item)
    {
        Node oldfirst = first;
        first = new Node();
        first.item = item;
        first.next = oldfirst;
    }

    public String pop()
    {
        String item = first.item;
        first = first.next;
        return item;
    }
}
```

private inner class
(access modifiers don't matter)

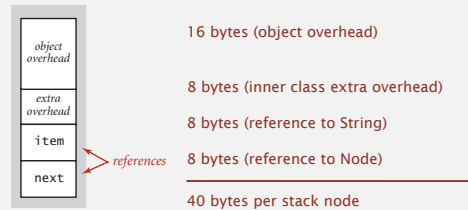
12

Stack: linked-list implementation performance

Proposition. Every operation takes constant time in the worst case.

Proposition. A stack with N items uses $\sim 40N$ bytes.

```
public class LinkedStackOfStrings
{
    private Node first = null;
    inner class
    private class Node
    {
        String item;
        Node next;
    }
}
```



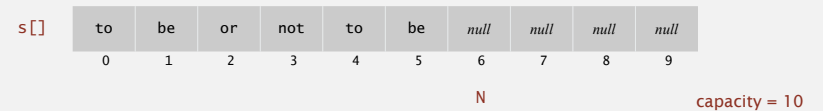
Remark. This accounts for the memory for the stack (but not the memory for strings themselves, which the client owns).

13

Stack: array implementation

Array implementation of a stack.

- Use array $s[]$ to store N items on stack.
- `push()`: add new item at $s[N]$.
- `pop()`: remove item from $s[N-1]$.



Defect. Stack overflows when N exceeds capacity. [stay tuned]

14

Stack: array implementation

```
public class FixedCapacityStackOfStrings
{
    private String[] s;
    private int N = 0; // # items on stack
    public FixedCapacityStackOfStrings(int capacity) {
        s = new String[capacity];
    }
    public boolean isEmpty() {
        return N == 0;
    }
    public void push(String item) {
        s[N++] = item; // some consider this bad style
    }
    public String pop() {
        N--;
        String item = s[N]; // these two lines
        s[N] = null; // prevent loitering
        return item; // so do something similar
    }
}
```

a cheat
(stay tuned)

15

Stack considerations

Overflow and underflow.

- Underflow: might want to throw exception if pop from an empty stack.
- Overflow: use resizing array for array implementation. [stay tuned]

Null items. We allow null items to be inserted.

Loitering. Holding a reference to an object when it is no longer needed.

```
public String pop()
{ return s[--N]; }
```

loitering

```
public String pop()
{
    String item = s[--N];
    s[N] = null;
    return item;
}
```

this version avoids "loitering":
garbage collector can reclaim memory
only if no outstanding references

16

Stack resizing-array implementation: memory

Invariant. Array is between 25% and 100% full.

```
public class ResizingArrayStackOfStrings
{
    private String[] s;
    private int N = 0;
    ...
}
```

8 bytes (reference to array)
 24 bytes (array overhead)
 8 bytes × array size
 4 bytes (int)
 4 bytes (padding)

pollEv.com/jhug

text to 37607

Q: If the array is completely full, how many bytes does the stack use to store N strings? Give your answer in Tilde notation.

- A. $\sim N$ bytes [740928] D. $\sim 16N$ bytes [740931]
 B. $\sim 4N$ bytes [740929] E. $\sim 32N$ bytes [740932]
 C. $\sim 8N$ bytes [740930] F. $\sim 16N + 40$ bytes [740933]

Do not count the memory used to store the actual strings, only count the references.

25

Stack resizing-array implementation: memory

Invariant. Array is between 25% and 100% full.

```
public class ResizingArrayStackOfStrings
{
    private String[] s;
    private int N = 0;
    ...
}
```

8 bytes (reference to array)
 24 bytes (array overhead)
 8 bytes × array size
 4 bytes (int)
 4 bytes (padding)

pollEv.com/jhug

text to 37607

Q: If N is the number of strings in the stack, how much memory does a ResizingArrayStackOfStrings use in the **worst case** as a function of N ? Give your answer in Tilde notation.

- A. $\sim N$ bytes [740966] D. $\sim 16N$ bytes [740969]
 B. $\sim 4N$ bytes [740967] E. $\sim 32N$ bytes [740970]
 C. $\sim 8N$ bytes [740968] F. $\sim 16N + 40$ bytes [740971]

As before, don't count the memory of the actual strings, just references.

26

Stack resizing-array implementation: memory usage

Proposition. Uses between $\sim 8N$ and $\sim 32N$ bytes to represent a stack with N items.

- $\sim 8N$ when full.
- $\sim 32N$ when one-quarter full.

```
public class ResizingArrayStackOfStrings
{
    private String[] s;
    private int N = 0;
    ...
}
```

8 bytes (reference to array)
 24 bytes (array overhead)
 8 bytes × array size
 4 bytes (int)
 4 bytes (padding)

Invariant. Array is between 25% and 100% full.

Remark. This accounts for the memory for the stack (but not the memory for strings themselves, which the client owns).

27

Stack implementations: resizing array vs. linked list

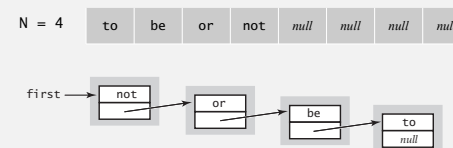
Tradeoffs. Can implement a stack with either resizing array or linked list; client can use interchangeably. Which one is better?

Linked-list implementation.

- Every operation takes constant time in the **worst case**.
- Uses extra time and space to deal with the links.

Resizing-array implementation.

- Every operation takes constant **amortized** time.
- Less wasted space.



28

Algorithms

ROBERT SEDGEWICK | KEVIN WAYNE
<http://algs4.cs.princeton.edu>

1.3 BAGS, QUEUES, AND STACKS

- stacks
- resizing arrays
- queues
- generics
- iterators
- applications

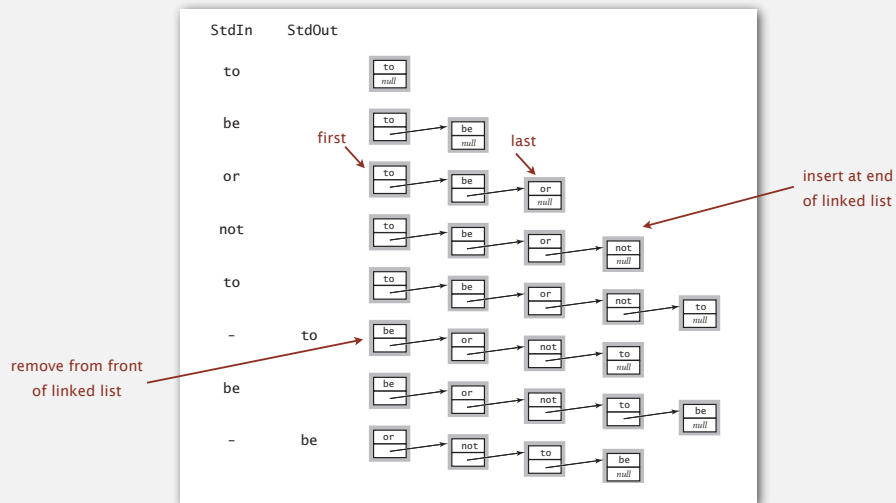
Queue API

```
public class QueueOfStrings
{
    QueueOfStrings()           create an empty queue
    void enqueue(String item)  insert a new string onto queue
    String dequeue()           remove and return the string
                               least recently added
    boolean isEmpty()          is the queue empty?
    int size()                  number of strings on the queue
}
```

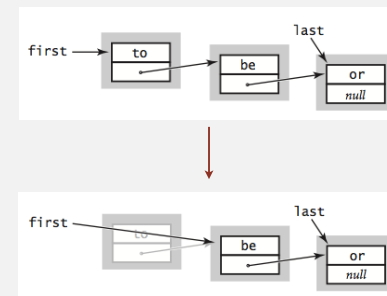


Queue: linked-list representation

Maintain pointer to first and last nodes in a linked list;
 insert/remove from opposite ends.



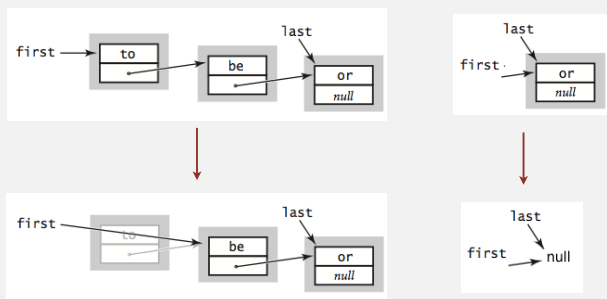
Queue dequeue: linked-list implementation



```
inner class
private class Node
{
    String item;
    Node next;
}

public String dequeue() {
    String item = first.item;
    first = first.next;
    return item;
}
```


Queue dequeue: linked-list implementation



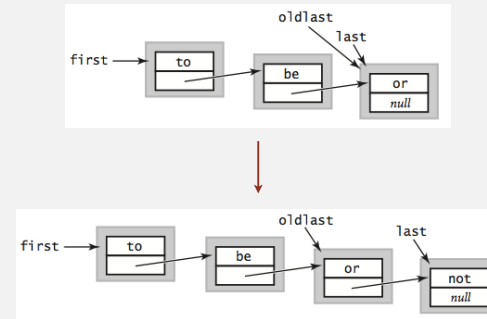
inner class

```
private class Node
{
    String item;
    Node next;
}
```

```
public String dequeue() {
    String item = first.item;
    first = first.next;
    if (first == null)
        last = null;
    return item;
}
```

33

Queue enqueue: linked-list implementation



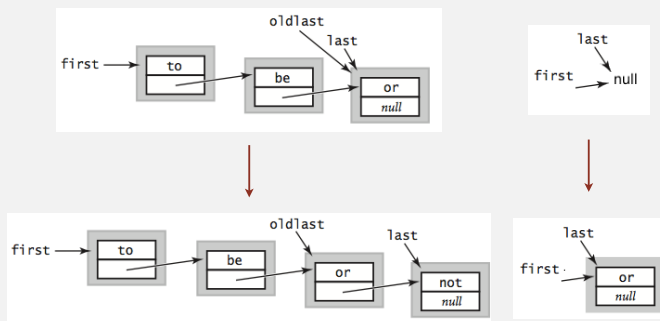
inner class

```
private class Node
{
    String item;
    Node next;
}
```

```
public void enqueue(String item) {
    Node oldLast = last;
    last = new Node();
    last.item = item;
    oldLast.next = last;
}
```

34

Queue enqueue: linked-list implementation



inner class

```
private class Node
{
    String item;
    Node next;
}
```

```
public void enqueue(String item) {
    Node oldLast = last;
    last = new Node();
    last.item = item;
    if (first == null)
        first = last;
    else //to avoid null pointer
        oldLast.next = last;
}
```

35

Queue: linked-list implementation in Java

```
public class LinkedQueueOfStrings
{
    private Node first, last;

    private class Node
    { /* same as in LinkedStackOfStrings */ }

    public boolean isEmpty()
    { return first == null; }

    public void enqueue(String item)
    {
        Node oldlast = last;
        last = new Node();
        last.item = item;
        last.next = null;
        if (isEmpty()) first = last;
        else oldlast.next = last;
    }

    public String dequeue()
    {
        String item = first.item;
        first = first.next;
        if (isEmpty()) last = null;
        return item;
    }
}
```

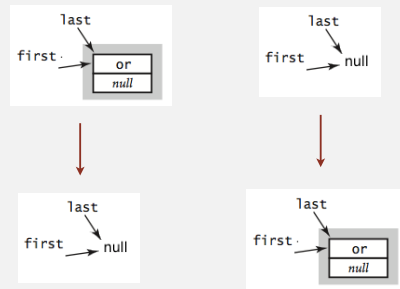
special cases for
empty queue

36

Sentinel nodes

Annoying Cases.

- Enqueueing on an empty list.
- Dequeueing on an empty list.



Solutions

- Write special case code.
- Create a node that can never be removed (sentinel node).
 - Always first in line.
 - Never gets to leave the line.
 - The queue is considered empty if sentinel is the only item.

37

Sentinel nodes

Annoying Cases.

- Going to/from to empty list.

Solutions

- Use an if statement.
- Never allow an empty list.
 - Create a single dummy node.
 - Null pointer if dequeue on empty list.
- Never allow a null pointer.
 - Create two dummy nodes.
 - Have back dummy node point backwards.
 - “dummy node” returned if dequeue on empty list.

```
public class LinkedQueueOfStrings
{
    private Node sentinel, last;

    public LinkedQueueOfStrings() {
        sentinel = new Node();
        sentinel.item = "dummy node";
        last = sentinel;
    }

    public boolean isEmpty() {
        return sentinel == last;
    }

    public void enqueue(String item)
    {
        Node oldLast = last;
        last = new Node();
        last.item = item;
        oldLast.next = last;
    }


    public String dequeue()
    {
        String item = sentinel.next.item;
        sentinel.next = sentinel.next.next;
        return item;
    }
}
```

Single dummy node example. Two nodes is arguably better. 38

Queue: resizing array implementation

Array implementation of a queue.

- Use array `q[]` to store items in queue.
- `enqueue()`: add new item at `q[tail]`.
- `dequeue()`: remove item from `q[head]`.
- Update `head` and `tail` modulo the capacity.
- Add resizing array.



Q. How to resize?

39

1.3 BAGS, QUEUES, AND STACKS



- ▶ stacks
- ▶ resizing arrays
- ▶ queues
- ▶ generics
- ▶ iterators
- ▶ applications

Parameterized stack

We implemented: StackOfStrings.

We also want: StackOfURLs, StackOfInts, StackOfVans,

Attempt 1. Implement a separate stack class for each type.

- Rewriting code is tedious and error-prone.
- Maintaining cut-and-pasted code is tedious and error-prone.

@#*\$!* most reasonable approach until Java 1.5.



41

Parameterized stack

We implemented: StackOfStrings.

We also want: StackOfURLs, StackOfInts, StackOfVans,

Attempt 2. Implement a stack with items of type Object.

- Casting is required in client.
- Casting is error-prone: run-time error if types mismatch.

```
StackOfObjects s = new StackOfObjects();
Apple a = new Apple();
Orange b = new Orange();
s.push(a);
s.push(b);
a = (Apple) (s.pop());
```

run-time error



42

Parameterized stack

We implemented: StackOfStrings.

We also want: StackOfURLs, StackOfInts, StackOfVans,

Attempt 3. Java generics.

- Avoid casting in client.
- Discover type mismatch errors at compile-time instead of run-time.

```
Stack<Apple> s = new Stack<Apple>();
Apple a = new Apple();
Orange b = new Orange();
s.push(a);
s.push(b);
a = s.pop();
```

type parameter

compile-time error

Guiding principles. Welcome compile-time errors; avoid run-time errors.

43

Generic stack: linked-list implementation

```
public class LinkedStackOfStrings
{
    private Node first = null;

    private class Node
    {
        String item;
        Node next;
    }

    public boolean isEmpty()
    { return first == null; }

    public void push(String item)
    {
        Node oldfirst = first;
        first = new Node();
        first.item = item;
        first.next = oldfirst;
    }

    public String pop()
    {
        String item = first.item;
        first = first.next;
        return item;
    }
}
```

```
public class Stack<Item>
{
    private Node first = null;

    private class Node
    {
        Item item;
        Node next;
    }

    public boolean isEmpty()
    { return first == null; }

    public void push(Item item)
    {
        Node oldfirst = first;
        first = new Node();
        first.item = item;
        first.next = oldfirst;
    }

    public Item pop()
    {
        Item item = first.item;
        first = first.next;
        return item;
    }
}
```

generic type name

44

Generic stack: array implementation

the way it should be

```
public class FixedCapacityStackOfStrings
{
    private String[] s;
    private int N = 0;

    public ..StackOfStrings(int capacity)
    { s = new String[capacity]; }

    public boolean isEmpty()
    { return N == 0; }

    public void push(String item)
    { s[N++] = item; }

    public String pop()
    { return s[--N]; }
}
```

```
public class FixedCapacityStack<Item>
{
    private Item[] s;
    private int N = 0;

    public FixedCapacityStack(int capacity)
    { s = new Item[capacity]; }

    public boolean isEmpty()
    { return N == 0; }

    public void push(Item item)
    { s[N++] = item; }

    public Item pop()
    { return s[--N]; }
}
```

@#*\$! generic array creation not allowed in Java

45

Generic stack: array implementation

the way it is

```
public class FixedCapacityStackOfStrings
{
    private String[] s;
    private int N = 0;

    public ..StackOfStrings(int capacity)
    { s = new String[capacity]; }

    public boolean isEmpty()
    { return N == 0; }

    public void push(String item)
    { s[N++] = item; }

    public String pop()
    { return s[--N]; }
}
```

```
public class FixedCapacityStack<Item>
{
    private Item[] s;
    private int N = 0;

    public FixedCapacityStack(int capacity)
    { s = (Item[]) new Object[capacity]; }

    public boolean isEmpty()
    { return N == 0; }

    public void push(Item item)
    { s[N++] = item; }

    public Item pop()
    { return s[--N]; }
}
```

the ugly cast

46

Unchecked cast

```
% javac FixedCapacityStack.java
Note: FixedCapacityStack.java uses unchecked or unsafe operations.
Note: Recompile with -Xlint:unchecked for details.

% javac -Xlint:unchecked FixedCapacityStack.java
FixedCapacityStack.java:26: warning: [unchecked] unchecked cast
found   : java.lang.Object[]
required: Item[]
    a = (Item[]) new Object[capacity];
           ^
1 warning
```

47

Generic data types: autoboxing

Q. What to do about primitive types?

Wrapper type.


- Each primitive type has a **wrapper** object type.
- Ex: Integer is wrapper type for int.

Autoboxing. Automatic cast between a primitive type and its wrapper.

```
Stack<Integer> s = new Stack<Integer>();
s.push(17);      // s.push(Integer.valueOf(17));
int a = s.pop(); // int a = s.pop().intValue();
```

Bottom line. Client code can use generic stack for **any** type of data.

48



ROBERT SEDGEWICK | KEVIN WAYNE
<http://algs4.cs.princeton.edu>

1.3 BAGS, QUEUES, AND STACKS

- ▶ *stacks*
- ▶ *resizing arrays*
- ▶ *queues*
- ▶ *generics*
- ▶ *iterators*
- ▶ *applications*

Iteration

Question. How would you print out the contents of the stack without destroying it?

```
public class StackOfStrings
{
    public boolean isEmpty()
    public void push()
    public String pop()
}
```

```
public void printStackOfStrings(StackOfStrings sos) {
}
```

50

Iteration

Question. How would you print out the contents of the stack without destroying it?

```
public class StackOfStrings
{
    public boolean isEmpty()
    public void push()
    public String pop()
}
```

```
public void printStackOfStrings(StackOfStrings sos) {
    StackOfStrings sos2;
    while (sos.isEmpty() == false) {
        String s = sos.pop();
        StdOut.println(s);
        sos2.push(s);
    }
    while (sos2.isEmpty() == false) {
        String s = sos2.pop();
        sos.push(s);
    }
}
```

51

Iteration

Question. How would you print out the contents of the stack without destroying it?

```
public class StackOfStrings
{
    public boolean isEmpty()
    public void push()
    public String pop()
}
```

Alternate Approach. Extend the API to support iteration.

```
public class StackOfStrings
{
    public boolean isEmpty()
    public void push()
    public String pop()
    public int startIterating()
    public String getNextString()
    public boolean hasNextString()
}
```

```
StackOfStrings sos = ...;
sos.startIterating();
while (sos.hasNextString())
    System.out.println(
        sos.getNextString());
```

API above doesn't allow nested iteration!

52

Iteration

Question. How would you print out the contents of the stack without destroying it?

```
public class StackOfStrings
{
    public boolean isEmpty()
    public void push()
    public String pop()
}
```

Java Approach. Extend the API to support iteration using Iterable interface.

```
public class StackOfStrings
{
    public boolean isEmpty()
    public void push()
    public String pop()
    public Iterator<String> iterator()
}
```

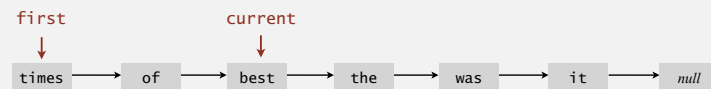

"foreach" statement (shorthand)

```
for (String s : stack)
    StdOut.println(s);
```

53

Iteration

Design challenge. Support iteration over stack items by client, without revealing the internal representation of the stack.



"foreach" statement (shorthand)

```
for (String s : stack)
    StdOut.println(s);
```

Java solution. Make stack implement the `java.lang.Iterable` interface.

54

Iterators

Q. What is an `Iterable` ?

A. Has a method called `iterator()` that returns an `Iterator`.

Iterable interface

```
public interface Iterable<Item>
{
    Iterator<Item> iterator();
}
```

Q. What is an `Iterator` ?

A. Has methods `hasNext()`, `next()` (and `remove()`).

Iterator interface

```
public interface Iterator<Item>
{
    boolean hasNext();
    Item next();
    void remove(); ← optional; use at your own risk
}
```

Q. Why make data structures `Iterable` ?

A. Java supports elegant client code.

"foreach" statement (shorthand)

```
for (String s : stack)
    StdOut.println(s);
```

equivalent code (longhand)

```
Iterator<String> i = stack.iterator();
while (i.hasNext())
{
    String s = i.next();
    StdOut.println(s);
}
```

55

Stack iterator: linked-list implementation

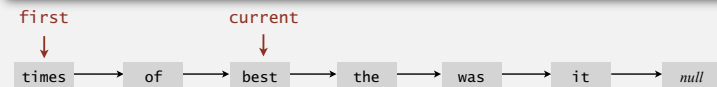
```
import java.util.Iterator;

public class Stack<Item> implements Iterable<Item>
{
    ...

    public Iterator<Item> iterator() { return new ListIterator(); }

    private class ListIterator implements Iterator<Item>
    {
        private Node current;

        public ListIterator() { current = first; }
        public boolean hasNext() { return current != null; }
        public void remove() { /* not supported */ }
        public Item next()
        {
            Item item = current.item;
            current = current.next;
            return item;
        }
    }
}
```



56

Stack iterator: array implementation


```
import java.util.Iterator;

public class Stack<Item> implements Iterable<Item>
{
    ...

    public Iterator<Item> iterator()
    { return new ReverseArrayIterator(); }

    private class ReverseArrayIterator implements Iterator<Item>
    {
        private int i;

        public ReverseArrayIterator()
        public boolean hasNext()
        public void remove() { /* not supported */ }
        public Item next()
    }
}
```



57

1.3 BAGS, QUEUES, AND STACKS



- ▶ stacks
- ▶ resizing arrays
- ▶ queues
- ▶ generics
- ▶ iterators
- ▶ applications

Java collections library

List interface. `java.util.List` is API for an sequence of items.

```
public interface List<Item> implements Iterable<Item>

    List() create an empty list

    boolean isEmpty() is the list empty?

    int size() number of items

    void add(Item item) append item to the end

    Item get(int index) return item at given index

    Item remove(int index) return and delete item at given index

    boolean contains(Item item) does the list contain the given item?

    Iterator<Item> iterator() iterator over all items in the list

    ...
```

Implementations. `java.util.ArrayList` uses resizing array;
`java.util.LinkedList` uses linked list.

↖ caveat: only some
operations are efficient

59

Java collections library

`java.util.Stack`.

- Supports `push()`, `pop()`, and iteration.
- Extends `java.util.Vector`, which implements `java.util.List` interface from previous slide, including `get()` and `remove()`.
- Bloated and poorly-designed API (why?)

Java 1.3 bug report (June 27, 2001)

The iterator method on `java.util.Stack` iterates through a `Stack` from the bottom up. One would think that it should iterate as if it were popping off the top of the `Stack`.

status (closed, will not fix)


It was an incorrect design decision to have `Stack` extend `Vector` ("is-a" rather than "has-a"). We sympathize with the submitter but cannot fix this because of compatibility.

60

Java collections library

`java.util.Stack`.

- Supports `push()`, `pop()`, and iteration.
- Extends `java.util.Vector`, which implements `java.util.List` interface from previous slide, including `get()` and `remove()`.
- Bloated and poorly-designed API (why?)



`java.util.Queue`. An interface, not an implementation of a queue.

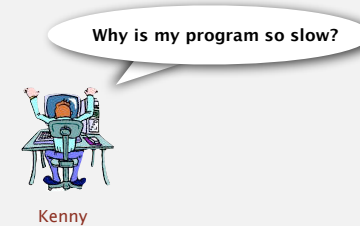
Best practices. Use our implementations of Stack, Queue, and Bag.

61

War story (from Assignment 1)

Generate random open sites in an N -by- N percolation system.

- Jenny: pick (i, j) at random; if already open, repeat.
Takes $\sim c_1 N^2$ seconds.
- Kenny: create a `java.util.ArrayList` of N^2 closed sites.
Pick an index at random and delete.
Takes $\sim c_2 N^4$ seconds.



Kenny


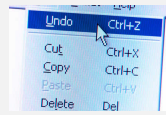
Lesson. Don't use a library until you understand its API!

This course. Can't use a library until we've implemented it in class.

62

Stack applications

- Parsing in a compiler.
- Java virtual machine.
- Undo in a word processor.
- Back button in a Web browser.
- PostScript language for printers.
- Implementing function calls in a compiler.
- ...



63

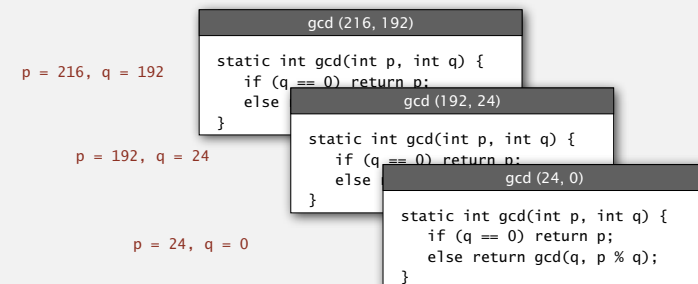
Function calls

How a compiler implements a function.

- Function call: **push** local environment and return address.
- Return: **pop** return address and local environment.

Recursive function. Function that calls itself.

Note. Can always use an explicit stack to remove recursion.



64

Assignment 2

Implementation of two data types

- Randomized queue.
- Deque (double-ended queue).

Important choice to be made

- Linked list vs. resizing array.
- Think carefully about whether your choice allows you to obey timing constraints!

Extra credit

- Complete the checkout line simulator.
- Report anything interesting you discover.
- OK to do alone, even if you had a partner.
- Tiny amount of extra credit (1 point).
- No support in office hours.
- OK to ask questions on Piazza or to me directly by email.