




## 1.5 Input and Output



Introduction to Computer Science · Sedgwick and Wayne · Copyright © 2007 · <http://www.cs.Princeton.EDU/IntroCS>

### Input and Output

#### Input devices.



Keyboard



Mouse



Hard drive



Network



Digital camera



Microphone

#### Output devices.



Display



Speakers



Hard drive



Network



Printer



MP3 Player

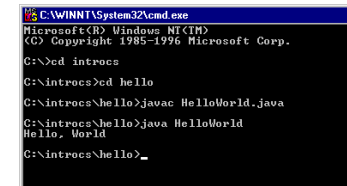
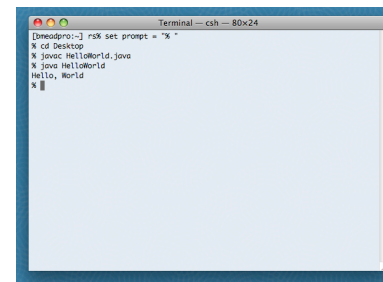
**Goal.** Java programs that interact with the outside world.

#### Our approach.

- Define Java libraries of functions for input and output.
- Use operating system (OS) to connect Java programs to: file system, each other, keyboard, mouse, display, speakers.

### Terminal

**Terminal.** Application for typing commands to control the operating system.



Microsoft Windows

## Command-Line Input and Standard Output

**Command-line input.** Read an integer  $N$  as command-line argument.

**Standard output.**

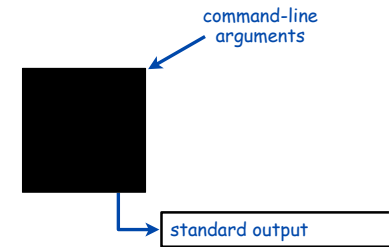
- Flexible OS abstraction for output.
- In Java, output from `System.out.println()` goes to standard output.
- By default, standard output is sent to Terminal.

```
public class RandomSeq
{
    public static void main(String[] args)
    {
        int N = Integer.parseInt(args[0]);
        for (int i = 0; i < N; i++)
            System.out.println(Math.random());
    }
}
```

```
% java RandomSeq 4
0.9320744627218469
0.4279508713950715
0.08994615071160994
0.6579792663546435
```

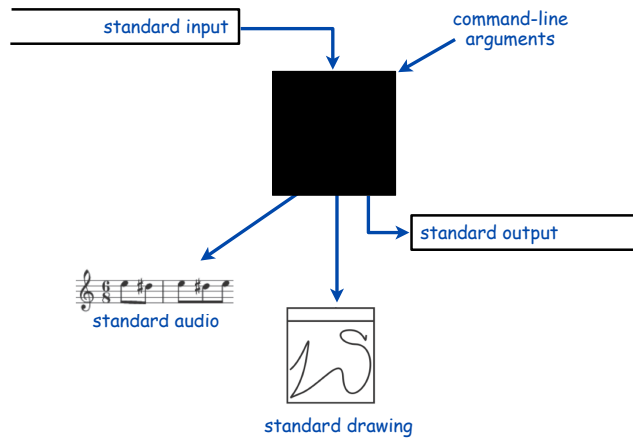
5

## Old Bird's Eye View



6

## New Bird's Eye View



7

## Standard Input and Output

## Command-Line Input vs. Standard Input

### Command-line inputs.

- Useful for providing a **few** user values (arguments) to a program.
- Not practical for a large or unspecified number of user inputs.
- Input entered **before** program begins execution.

### Standard input.

- Flexible OS abstraction for input.
- Useful for providing an **unlimited amount** of data to a program.
- By default, standard input is received from Terminal window.
- Input entered **while** program is executing.

9

## Standard Input and Output

**Standard input.** `StdIn` library has methods to read text input.

**Standard output.** `StdOut` library has methods to write text output.

```
public class StdIn
{
    boolean isEmpty()      true if no more values, false otherwise
    int readInt()         read a value of type int
    double readDouble()   read a value of type double
    long readLong()       read a value of type long
    boolean readBoolean() read a value of type boolean
    char readChar()       read a value of type char
    String readString()   read a value of type String
    String readLine()     read the rest of the line
    String readAll()      read the rest of the text
}
```

```
public class StdOut
{
    void print(String s)    print s
    void println(String s) print s, followed by a newline
    void println()         print a new line
    void printf(String f, ...) formatted print
}
```

libraries developed  
for this course  
(and also broadly useful)



10

## Standard IO Warmup

**To use.** Download `stdIn.java` and `stdOut.java` from booksite, and put in working directory (or use classpath).

see booksite

```
public class Add
{
    public static void main(String[] args)
    {
        StdOut.print("Type the first integer: ");
        int x = StdIn.readInt();
        StdOut.print("Type the second integer: ");
        int y = StdIn.readInt();
        int sum = x + y;
        StdOut.println("Their sum is " + sum);
    }
}
```

```
% java Add
Type the first integer: 1
Type the second integer: 2
Their sum is 3
```

11

## Standard IO Example: Averaging A Stream of Numbers

**Average.** Read in a stream of numbers, and print their average.

```
public class Average
{
    public static void main(String[] args)
    {
        double sum = 0.0; // cumulative total
        int n = 0; // number of values
        while (!StdIn.isEmpty())
        {
            double x = StdIn.readDouble();
            sum = sum + x;
            n++;
        }
        StdOut.println(sum / n);
    }
}
```

```
% java Average
10.0 5.0 6.0
3.0 7.0 32.0
<Ctrl-d>
10.5
```

**Key point.** Program does not limit amount of data.

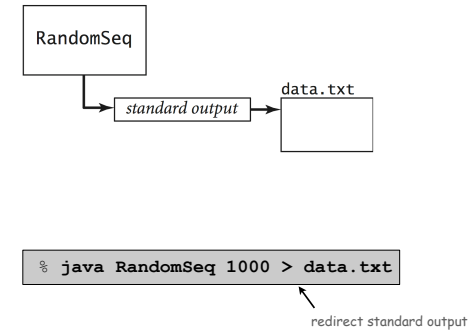
<ctrl-d> is OS X/Linux/Unix/DrJava EOF  
<ctrl-z> is Windows analog

12

## Redirection and Piping

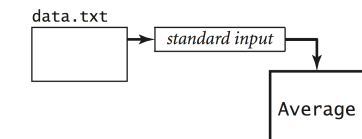
### Redirecting Standard Output

**Redirecting standard output.** Use OS directive to send standard output to a file for permanent storage (instead of terminal window).



### Redirecting Standard Input

**Redirecting standard input.** Use OS directive to read standard input from a file (instead of terminal window).

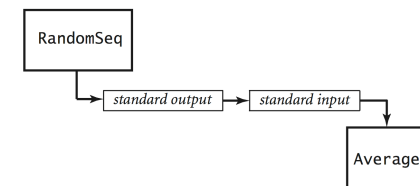


```
% more < data.txt
0.5475375782884312
0.4971087292684019
0.23123808041753813
...
% java Average < data.txt
0.4947655567740991
```

An arrow points from the text "standard input" to the `<` symbol in the second command.

### Connecting Programs

**Piping.** Use OS directive to make the standard output of one program become the standard input of another.



```
% java RandomSeq 1000000 | java Average
0.4997970473016028

% java RandomSeq 1000000 | java Average
0.5002071875644842
```

**Key point.** Program does not limit amount of data.

# Standard Drawing

## Standard Drawing

Standard drawing. `StdDraw` library has methods to produce graphical output.

```
public class StdDraw
{
    void line(double x0, double y0, double x1, double y1)
    void point(double x, double y)
    void text(double x, double y, String s)
    void circle(double x, double y, double r)
    void filledCircle(double x, double y, double r)
    void square(double x, double y, double r)
    void filledSquare(double x, double y, double r)
    void polygon(double[] x, double[] y)
    void filledPolygon(double[] x, double[] y)
    void setXscale(double x0, double x1) reset x range
    void setYscale(double y0, double y1) reset y range
    void setPenRadius(double r)
    void setPenColor(Color c)
    void setFont(Font f)
    void setCanvasSize(int w, int h)
    void clear(Color c) clear the canvas; color it c
    void show(int dt) show all; pause dt millisecs
    void save(String filename) save to .jpg or .png file
}
```

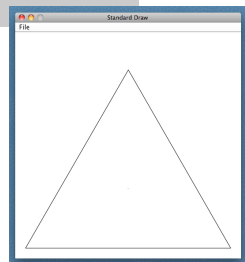
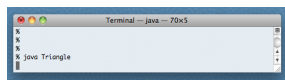
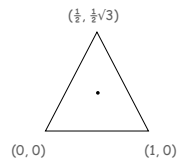
library developed for this course (and also broadly useful)



## "Hello World" for Standard Draw

To use. Download `stdDraw.java` and put in working directory.

```
public class Triangle
{
    public static void main(String[] args)
    {
        double t = Math.sqrt(3.0) / 2.0;
        StdDraw.line(0.0, 0.0, 1.0, 0.0);
        StdDraw.line(1.0, 0.0, 0.5, t);
        StdDraw.line(0.5, t, 0.0, 0.0);
        StdDraw.point(0.5, t/3.0);
    }
}
```



## Data Visualization

Plot filter. Read in a sequence of (x, y) coordinates from standard input, and plot using standard drawing.

```
public class PlotFilter
{
    public static void main(String[] args)
    {
        double xmin = StdIn.readDouble();
        double ymin = StdIn.readDouble();
        double xmax = StdIn.readDouble();
        double ymax = StdIn.readDouble();
        StdDraw.setXscale(xmin, xmax);
        StdDraw.setYscale(ymin, ymax);

        while (!StdIn.isEmpty())
        {
            double x = StdIn.readDouble();
            double y = StdIn.readDouble();
            StdDraw.point(x, y);
        }
    }
}
```

rescale coordinate system

read in points, and plot them

## Data Visualization

```
% more < USA.txt
669905.0 247205.0 1244962.0 490000.0
1097038.8890 245552.7780
1103961.1110 247133.3330
1104677.7780 247205.5560
...

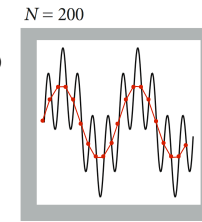
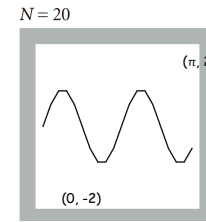
% java PlotFilter < USA.txt
```

bounding box  
coordinates of  
13,509 US cities



## Plotting a Function with StdDraw

```
double[] x = new double[N+1];
double[] y = new double[N+1];
for (int i = 0; i <= N; i++)
{
    x[i] = Math.PI * i / N;
    y[i] = Math.sin(4*x[i]) + Math.sin(20*x[i]);
}
StdDraw.setXscale(0, Math.PI);
StdDraw.setYscale(-2.0, +2.0);
for (int i = 0; i < N; i++)
    StdDraw.line(x[i], y[i], x[i+1], y[i+1]);
```



Lesson 1: Plotting is simple.

Lesson 2: If you don't plot enough points, you might miss something!

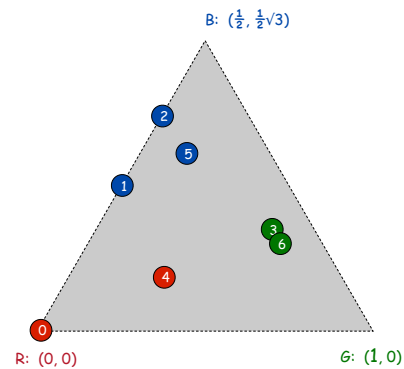
$$y = \sin 4x + \sin 20x, x \in [0, \pi]$$

## Chaos Game

**Chaos game.** Play on equilateral triangle, with vertices R, G, B.

- Start at R.
- Repeat the following N times:
  - pick a random vertex
  - move halfway between current point and vertex
  - draw a point in color of vertex

Q. What picture emerges?  
B B G R B G ...



## Example: Chaos Game

```
public class Chaos
{
    public static void main(String[] args)
    {
        int T = Integer.parseInt(args[0]);
        double[] cx = { 0.000, 1.000, 0.500 };
        double[] cy = { 0.000, 0.000, 0.866 };

        double x = 0.0, y = 0.0;
        for (int t = 0; t < T; t++)
        {
            int r = (int) (Math.random() * 3);
            x = (x + cx[r]) / 2.0;
            y = (y + cy[r]) / 2.0;
            StdDraw.point(x, y);
        }
    }
}
```

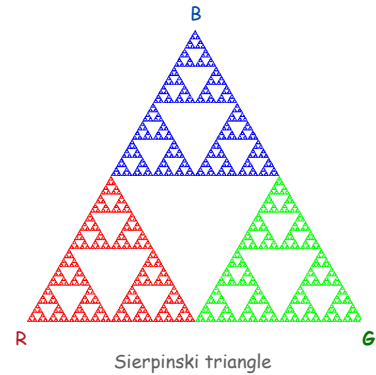
$\frac{1}{2}\sqrt{3}$   
(best to avoid hardwired constants like this)

result: 0, 1, or 2

## Chaos Game

**Easy modification.** Color point according to random vertex chosen using `StdDraw.setPenColor(StdDraw.RED)` to change the pen color.

```
% java Chaos 10000
```



25

## Commercial Break



26

## Barnsley Fern

**Barnsley fern.** Play chaos game with different rules.

probability	new x	new y
2%	.50	.27y
15%	$-.14x + .26y + .57$	$.25x + .22y - .04$
13%	$.17x - .21y + .41$	$.22x + .18y + .09$
70%	$.78x + .03y + .11$	$-.03x + .74y + .27$



Q. What does computation tell us about nature?

Q. What does nature tell us about computation?

20<sup>th</sup> century sciences. Formulas.

21<sup>st</sup> century sciences. Algorithms?

27

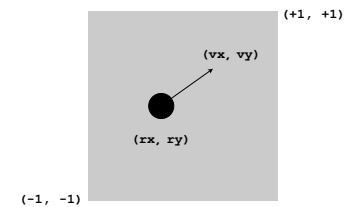
## Animation

**Animation loop.** Repeat the following:

- Clear the screen.
- Move the object.
- Draw the object.
- Display and pause for a short while.

**Ex.** Bouncing ball.

- Ball has position  $(x, y)$  and constant velocity  $(v_x, v_y)$ .
- Detect collision with wall and reverse velocity.



28

## Bouncing Ball

```
public class BouncingBall
{
    public static void main(String[] args)
    {
        double rx = .480, ry = .860;
        double vx = .015, vy = .023;
        double radius = .05;

        StdDraw.setXscale(-1.0, +1.0);
        StdDraw.setYscale(-1.0, +1.0);


        while(true)
        {
            if (Math.abs(rx + vx) + radius > 1.0) vx = -vx;    bounce
            if (Math.abs(ry + vy) + radius > 1.0) vy = -vy;

            rx = rx + vx;    update position
            ry = ry + vy;

            StdDraw.setPenColor(StdDraw.GRAY);    clear background
            StdDraw.filledSquare(0.0, 0.0, 1.0);
            StdDraw.setPenColor(StdDraw.BLACK);
            StdDraw.filledCircle(rx, ry, radius);    draw the ball
            StdDraw.show(20);    ← turn on animation mode:
                                display and pause for 50ms
        }
    }
}
```

## Bouncing Ball Demo

```
% java BouncingBall
```



30

## Special Effects

**Images.** Put `.gif`, `.png`, or `.jpg` file in the working directory and use `StdDraw.picture()` to draw it.

**Sound effects.** Put `.wav`, `.mid`, or `.au` file in the working directory and use `StdAudio.play()` to play it.

← stay tuned for more on `StdAudio`

**Ex.** Modify `BouncingBall` to display image and play sound upon collision.

- Replace `StdDraw.filledCircle()` with:

```
StdDraw.picture(rx, ry, "earth.gif");
```


- Add following code upon collision with wall:

```
StdAudio.play("boing.wav");
```

31

## Deluxe Bouncing Ball Demo

```
% java DeluxeBouncingBall
```



32



## Bouncing Ball Challenge

Q. What happens if you call `stdDraw.filledSquare()` **before** instead of inside loop?

```
public class BouncingBall
{
    public static void main(String[] args)
    {
        double rx = .480, ry = .860;
        double vx = .015, vy = .023;
        double radius = .05;
        StdDraw.setXscale(-1.0, +1.0);
        StdDraw.setYscale(-1.0, +1.0);

        while(true)
        {
            if (Math.abs(rx + vx) + radius > 1.0) vx = -vx;
            if (Math.abs(ry + vy) + radius > 1.0) vy = -vy;

            rx = rx + vx;
            ry = ry + vy;

            StdDraw.setColor(StdDraw.GRAY);
            StdDraw.filledSquare(0.0, 0.0, 1.0);
            StdDraw.setColor(StdDraw.BLACK);
            StdDraw.filledCircle(rx, ry, radius);
            StdDraw.show(20);
        }
    }
}

public class BouncingBall
{
    public static void main(String[] args)
    {
        double rx = .480, ry = .860;
        double vx = .015, vy = .023;
        double radius = .05;
        StdDraw.setXscale(-1.0, +1.0);
        StdDraw.setYscale(-1.0, +1.0);
        StdDraw.filledSquare(0.0, 0.0, 1.0);

        while(true)
        {
            if (Math.abs(rx + vx) + radius > 1.0) vx = -vx;
            if (Math.abs(ry + vy) + radius > 1.0) vy = -vy;

            rx = rx + vx;
            ry = ry + vy;


            StdDraw.setColor(StdDraw.GRAY);
            StdDraw.setColor(StdDraw.BLACK);
            StdDraw.filledCircle(rx, ry, radius);
            StdDraw.show(20);
        }
    }
}
```

33

## Bouncing Ball Challenge

Q. What happens if you call `stdDraw.filledSquare()` **before** instead of inside loop?

```
% java DeluxeBouncingBall
```



34

## Digital Audio in Java

Standard audio. Library for playing digital audio.

```
public class StdAudio
{
    void play(String file)           play the given .wav file
    void play(double[] a)           play the given sound wave
    void play(double x)             play sample for 1/44100 second
    void save(String file, double[] a) save to a .wav file
    double[] read(String file)      read from a .wav file
}
```

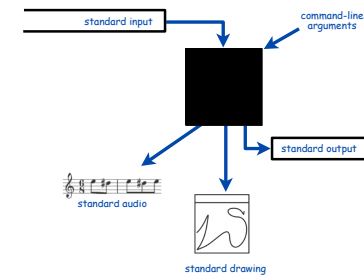
Stay tuned. Example client in next lecture.

library developed  
for this course  
(also broadly useful)



35

## Input/Output Summary



Command-line arguments. Parameters to control your program.

Standard input. Data for your program to process.

Standard output. Results of your program, or data for another program.

Standard drawing. Graphical output.

Standard audio. Sound output.

36