

# 5.5 DATA COMPRESSION



- ▶ basics
- ▶ run-length coding
- ▶ Huffman compression
- ▶ LZW compression

Algorithms, 4<sup>th</sup> Edition · Robert Sedgwick and Kevin Wayne · Copyright © 2002–2011 · December 7, 2011 4:55:58 AM

## Data compression

Compression reduces the size of a file:

- To save **space** when storing it.
- To save **time** when transmitting it.
- Most files have lots of redundancy.

Who needs compression?

- Moore's law: # transistors on a chip doubles every 18-24 months.
- Parkinson's law: data expands to fill space available.
- Text, images, sound, video, ...

*“ All of the books in the world contain no more information than is broadcast as video in a single large American city in a single year. Not all bits have equal value. ” — Carl Sagan*

Basic concepts ancient (1950s), best technology recently developed.

- ▶ basics
- ▶ run-length coding
- ▶ Huffman compression
- ▶ LZW compression

## Applications

Generic file compression.

- Files: GZIP, BZIP, 7z.
- Archivers: PKZIP.
- File systems: NTFS, HFS+, ZFS.



Multimedia.

- Images: GIF, JPEG.
- Sound: MP3.
- Video: MPEG, DivX™, HDTV.



Communication.

- ITU-T T4 Group 3 Fax.
- V.42bis modem.
- Skype.



Databases. Google.

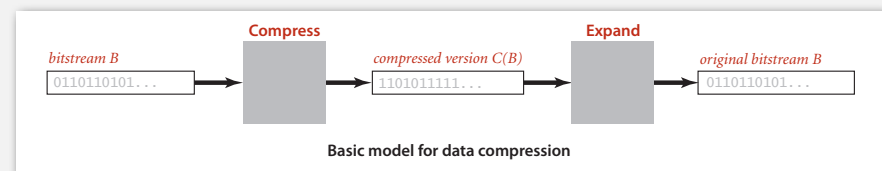
## Lossless compression and expansion

**Message.** Binary data  $B$  we want to compress.

**Compress.** Generates a "compressed" representation  $C(B)$ .

**Expand.** Reconstructs original bitstream  $B$ .

uses fewer bits (you hope)



**Compression ratio.** Bits in  $C(B)$  / bits in  $B$ .

**Ex.** 50-75% or better compression ratio for natural language.

5

## Food for thought

Data compression has been omnipresent since antiquity:

- Number systems.
- Natural languages.
- Mathematical notation.

The image shows a hand-drawn tally mark consisting of four vertical lines and one diagonal line crossing them. To its right is the mathematical formula  $\sum_{n=1}^{\infty} \frac{1}{n^2} = \frac{\pi^2}{6}$ .

has played a central role in communications technology,

- Grade 2 Braille.
- Morse code.
- Telephone system.



and is part of modern life.

- MP3.
- MPEG.



Q. What role will it play in the future?

6

## Data representation: genomic code

**Genome.** String over the alphabet  $\{A, C, T, G\}$ .

**Goal.** Encode an  $N$ -character genome: **ATAGATGCATAG...**

**Standard ASCII encoding.**

- 8 bits per char.
- $8N$  bits.

char	hex	binary
A	41	01000001
C	43	01000011
T	54	01010100
G	47	01000111

**Two-bit encoding.**

- 2 bits per char.
- $2N$  bits.

char	binary
A	00
C	01
T	10
G	11

**Amazing but true.** Initial genomic databases in 1990s did not use such a code!

**Fixed-length code.**  $k$ -bit code supports alphabet of size  $2^k$ .

7

## Reading and writing binary data

**Binary standard input and standard output.** Libraries to read and write bits from standard input and to standard output.


```
public class BinaryStdIn
{
    boolean readBoolean()    read 1 bit of data and return as a boolean value
    char readChar()          read 8 bits of data and return as a char value
    char readChar(int r)     read r bits of data and return as a char value
    [similar methods for byte (8 bits); short (16 bits); int (32 bits); long and double (64 bits)]
    boolean isEmpty()        is the bitstream empty?
    void close()              close the bitstream
}
```

```
public class BinaryStdOut
{
    void write(boolean b)    write the specified bit
    void write(char c)       write the specified 8-bit char
    void write(char c, int r) write the r least significant bits of the specified char
    [similar methods for byte (8 bits); short (16 bits); int (32 bits); long and double (64 bits)]
    void close()              close the bitstream
}
```

8



```
% java RandomBits | java PictureDump 2000 500
```



1000000 bits

A difficult file to compress: one million (pseudo-) random bits

```
public class RandomBits
{
    public static void main(String[] args)
    {
        int x = 11111;
        for (int i = 0; i < 1000000; i++)
        {
            x = x * 314159 + 218281;
            BinaryStdOut.write(x > 0);
        }
        BinaryStdOut.close();
    }
}
```

- basics
- **run-length coding**
- Huffman compression
- LZW compression

Q. How much redundancy is in the English language?

“ ... randomising letters in the middle of words [has] little or no effect on the ability of skilled readers to understand the text. This is easy to demntrasote. In a pubiltation of New Scnieitst you could ramdinose all the letetrs, keipeng the first two and last two the same, and reibadailty would hadrly be aftcfeed. My ansaylis did not come to much beucase the thoery at the time was for shape and senqeuce retigcionon. Saberi's work sugsepts we may have some pofrweul palrlael prsooscers at work. The resaon for this is suerly that idnetiyfing coentnt by paarllel prseocsing speeds up regnicoiton. We only need the first and last two letetrs to spot chganes in menieng. ” — *Graham Rawlinson*

A. Quite a bit.

## Run-length encoding

Simple type of redundancy in a bitstream. Long runs of repeated bits.

000000000000000011111111000000011111111111

Representation. Use 4-bit counts to represent alternating runs of 0s and 1s: 15 0s, then 7 1s, then 7 0s, then 11 1s.

1 1 1 1 0 1 1 1 0 1 1 1 1 0 1 1 ← 16 bits (instead of 40)

15    7    7    11

Q. How many bits to store the counts?

A. We'll use 8.

Q. What to do when run length exceeds max count?

A. If longer than 255, intersperse runs of length 0.

Applications. JPEG, ITU-T T4 Group 3 Fax, ...

```
public class RunLength
{
    private final static int R = 256;
    private final static int lgR = 8;

    public static void compress()
    { /* see textbook */ }

    public static void expand()
    {
        boolean b = false;
        while (!BinaryStdIn.isEmpty())
        {
            int run = BinaryStdIn.readInt(lgR);
            for (int i = 0; i < run; i++)
                BinaryStdOut.write(b);
            b = !b;
        }
        BinaryStdOut.close();
    }
}
```

run-length limit  
(needed for compress)

read 8-bit count from standard input

write 1 bit to standard output

pads 0s for byte alignment


Typical black-and-white-scanned image.

- 300 pixels/inch.
- 8.5-by-11 inches.
- $300 \times 8.5 \times 300 \times 11 = 8.415$  million bits.

Observation. Bits are mostly white.

Typical amount of text on a page.

40 lines  $\times$  75 chars per line = 3,000 chars.



- basics
- run-length coding
- Huffman compression
- LZW compression



David Huffman

Variable-length codes

Use different number of bits to encode different chars.

Ex. Morse code: ••• - - - •••

Issue. Ambiguity.

- SOS ?
- IAMIE ?
- EEWNI ?
- V7 ?

In practice. Use a medium gap to separate codewords.

codeword for S is a prefix of codeword for V

Letters	Numbers
A	1
B	2
C	3
D	4
E	5
F	6
G	7
H	8
I	9
J	0
K	
L	
M	
N	
O	
P	
Q	
R	
S	
T	
U	
V	
W	
X	
Y	
Z	

## Variable-length codes

Q. How do we avoid ambiguity?

A. Ensure that no codeword is a **prefix** of another.

Ex 1. Fixed-length code.

Ex 2. Append special stop char to each codeword.

Ex 3. General prefix-free code.

Codeword table	
key	value
!	101
A	0
B	1111
C	110
D	100
R	1110

Compressed bitstring  
 0111111100110010001111111100101 ← 30 bits  
 A B RA CA DA B RA !

Codeword table	
key	value
!	101
A	11
B	00
C	010
D	100
R	011

Compressed bitstring  
 11000111101011100110001111101 ← 29 bits  
 A B R A C A D A B R A !

21

## Prefix-free codes: trie representation

Q. How to represent the prefix-free code?

A. A binary trie!

- Chars in leaves.
- Codeword is path from root to leaf.

Codeword table	
key	value
!	101
A	0
B	1111
C	110
D	100
R	1110

Trie representation

Compressed bitstring  
 0111111100110010001111111100101 ← 30 bits  
 A B RA CA DA B RA !

Codeword table	
key	value
!	101
A	11
B	00
C	010
D	100
R	011

Trie representation

Compressed bitstring  
 11000111101011100110001111101 ← 29 bits  
 A B R A C A D A B R A !

22

## Prefix-free codes: compression and expansion

### Compression.

- Method 1: start at leaf; follow path up to the root; print bits in reverse.
- Method 2: create ST of key-value pairs.

### Expansion.

- Start at root.
- Go left if bit is 0; go right if 1.
- If leaf node, print char and return to root.

Codeword table	
key	value
!	101
A	0
B	1111
C	110
D	100
R	1110

Trie representation

Compressed bitstring  
 0111111100110010001111111100101 ← 30 bits  
 A B RA CA DA B RA !

Codeword table	
key	value
!	101
A	11
B	00
C	010
D	100
R	011

Trie representation

Compressed bitstring  
 11000111101011100110001111101 ← 29 bits  
 A B R A C A D A B R A !

23

## Huffman trie node data type

```
private static class Node implements Comparable<Node>
{
    private char ch; // Unused for internal nodes.
    private int freq; // Unused for expand.
    private final Node left, right;
```

```
public Node(char ch, int freq, Node left, Node right)
{
    this.ch = ch;
    this.freq = freq;
    this.left = left;
    this.right = right;
}
```

← initializing constructor

```
public boolean isLeaf()
{ return left == null && right == null; }
```

← is Node a leaf?

```
public int compareTo(Node that)
{ return this.freq - that.freq; }
```

← compare Nodes by frequency (stay tuned)

24

## Prefix-free codes: expansion

```

public void expand()
{
    Node root = readTrie();
    int N = BinaryStdIn.readInt();

    for (int i = 0; i < N; i++)
    {
        Node x = root;
        while (!x.isLeaf())
        {
            if (!BinaryStdIn.readBoolean())
                x = x.left;
            else
                x = x.right;
        }
        BinaryStdOut.write(x.ch, 8);
    }
    BinaryStdOut.close();
}

```

← read in encoding trie  
← read in number of chars  
← expand codeword for  $i^{\text{th}}$  char

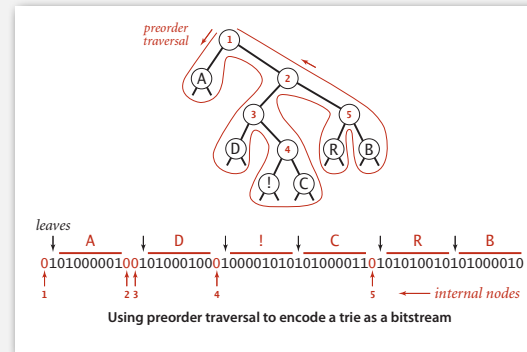
Running time. Linear in input size  $N$  (constant amount of work per bit read).

25

## Prefix-free codes: how to transmit

Q. How to write the trie?

A. Write preorder traversal of trie; mark leaf and internal nodes with a bit.



```

private static void writeTrie(Node x)
{
    if (x.isLeaf())
    {
        BinaryStdOut.write(true);
        BinaryStdOut.write(x.ch, 8);
        return;
    }
    BinaryStdOut.write(false);
    writeTrie(x.left);
    writeTrie(x.right);
}

```

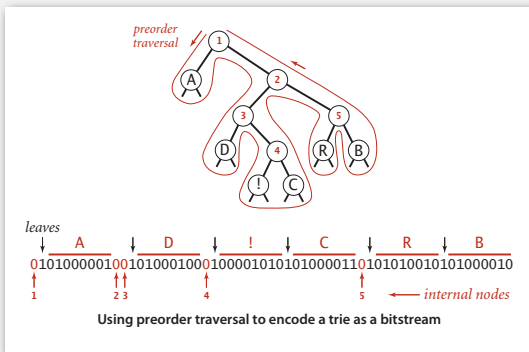
Note. If message is long, overhead of transmitting trie is small.

26

## Prefix-free codes: how to transmit

Q. How to read in the trie?

A. Reconstruct from preorder traversal of trie.



```

private static Node readTrie()
{
    if (BinaryStdIn.readBoolean())
    {
        char c = BinaryStdIn.readChar(8);
        return new Node(c, 0, null, null);
    }
    Node x = readTrie();
    Node y = readTrie();
    return new Node('\0', 0, x, y);
}

```

← not used

27

## Shannon-Fano codes

Q. How to find best prefix-free code?

Shannon-Fano algorithm:

- Partition symbols  $S$  into two subsets  $S_0$  and  $S_1$  of (roughly) equal frequency.
- Codewords for symbols in  $S_0$  start with 0; for symbols in  $S_1$  start with 1.
- Recur in  $S_0$  and  $S_1$ .

char	freq	encoding
A	5	0...
C	1	0...

$S_0$  = codewords starting with 0

char	freq	encoding
B	2	1...
D	1	1...
R	2	1...
!	1	1...

$S_1$  = codewords starting with 1

Problem 1. How to divide up symbols?

Problem 2. Not optimal!

28

Q. How to find best prefix-free code?

Huffman algorithm:

- Count frequency  $\text{freq}[i]$  for each char  $i$  in input.
- Start with one node corresponding to each char  $i$  (with weight  $\text{freq}[i]$ ).
- Repeat until single trie formed:
  - select two tries with min weight  $\text{freq}[i]$  and  $\text{freq}[j]$
  - merge into single trie with weight  $\text{freq}[i] + \text{freq}[j]$

Applications:



29

30

Constructing a Huffman encoding trie: Java implementation

```
private static Node buildTrie(int[] freq)
{
    MinPQ<Node> pq = new MinPQ<Node>();
    for (char i = 0; i < R; i++)
        if (freq[i] > 0)
            pq.insert(new Node(i, freq[i], null, null));

    while (pq.size() > 1)
    {
        Node x = pq.delMin();
        Node y = pq.delMin();
        Node parent = new Node('\0', x.freq + y.freq, x, y);
        pq.insert(parent);
    }

    return pq.delMin();
}
```

initialize PQ with singleton tries

merge two smallest tries

not used    total frequency    two subtrees

31

Huffman encoding summary

**Proposition.** [Huffman 1950s] Huffman algorithm produces an optimal prefix-free code.

**Pf.** See textbook.

no prefix-free code uses fewer bits

**Implementation.**

- Pass 1: tabulate char frequencies and build trie.
- Pass 2: encode file by traversing trie or lookup table.

**Running time.** Using a binary heap  $\Rightarrow N + R \log R$ .

input size    alphabet size

Q. Can we do better? [stay tuned]

32



**Static model.** Same model for all texts.

- Fast.
- Not optimal: different texts have different statistical properties.
- Ex: ASCII, Morse code.

**Dynamic model.** Generate model based on text.

- Preliminary pass needed to generate model.
- Must transmit the model.
- Ex: Huffman code.

**Adaptive model.** Progressively learn and update model as you read text.

- More accurate modeling produces better compression.
- Decoding must start from beginning.
- Ex: LZW.

- › basics
- › run-length coding
- › Huffman compression
- › **LZW compression**



Abraham Lempel



Jacob Ziv

LZW compression example

<i>input</i>	A	B	R	A	C	A	D	A	B	R	A	B	R	A	B	R	A
<i>matches</i>	A	B	R	A	C	A	D	AB	RA	BR	ABR						A
<i>value</i>	41	42	52	41	43	41	44	81	83	82	88						41

LZW compression for ABRACADABRABRABRA

key	value	key	value	key	value
:	:	AB	81	DA	87
A	41	BR	82	ABR	88
B	42	RA	83	RAB	89
C	43	AC	84	BRA	8A
D	44	CA	85	ABRA	8B
:	:	AD	86		

codeword table

Lempel-Ziv-Welch compression

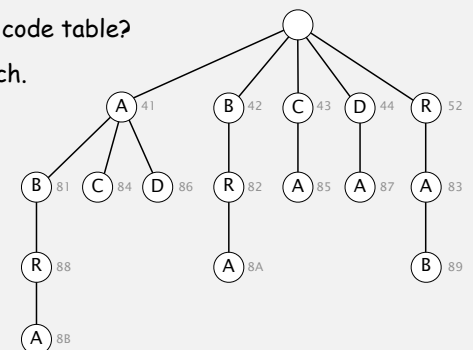
**LZW compression.**

- Create ST associating W-bit codewords with string keys.
- Initialize ST with codewords for single-char keys.
- Find longest string *s* in ST that is a prefix of unscanned part of input.
- Write the W-bit codeword associated with *s*.
- Add *s* + *c* to ST, where *c* is next char in the input.

longest prefix match

Q. How to represent LZW compression code table?

A. A trie to support longest prefix match.



## LZW compression: Java implementation

```

public static void compress()
{
    String input = BinaryStdIn.readString();
    TST<Integer> st = new TST<Integer>();
    for (int i = 0; i < R; i++)
        st.put("" + (char) i, i);
    int code = R+1;

    while (input.length() > 0)
    {
        String s = st.longestPrefixOf(input);
        BinaryStdOut.write(st.get(s), W);
        int t = s.length();
        if (t < input.length() && code < L)
            st.put(input.substring(0, t+1), code++);
        input = input.substring(t);
    }

    BinaryStdOut.write(R, W);
    BinaryStdOut.close();
}

```

← read in input as a string

← codewords for single-char, radix R keys

← find longest prefix match s

← write W-bit codeword for s

← add new codeword

← scan past s in input

← write last codeword and close input stream

37

## LZW expansion example

value	41	42	52	41	43	41	44	81	83	82	88	41	80
output	A	B	R	A	C	A	D	A B	R A	B R	A B R	A	

LZW expansion for 41 42 52 41 43 41 44 81 83 82 88 41 80

key	value	key	value	key	value
:	:	81	AB	87	DA
41	A	82	BR	88	ABR
42	B	83	RA	89	RAB
43	C	84	AC	8A	BRA
44	D	85	CA	8B	ABRA
:	:	86	AD		

codeword table

38

## LZW expansion

### LZW expansion.

- Create ST associating string values with  $W$ -bit keys.
- Initialize ST to contain with single-char values.
- Read a  $W$ -bit key.
- Find associated string value in ST and write it out.
- Update ST.

Q. How to represent LZW expansion code table?

A. An array of size  $2^W$

key	value
:	:
65	A
66	B
67	C
68	D
:	:
129	AB
130	BR
131	RA
132	AC
133	CA
134	AD
135	DA
136	ABR
137	RAB
138	BRA
139	ABRA
:	:

39

## LZW example: tricky case

input	A	B	A	B	A	B	A
matches	A	B	A B		A B A		
value	41	42	81		83		80

LZW compression for ABABABA

key	value	key	value
:	:	AB	81
A	41	BA	82
B	42	ABA	83
C	43		
D	44		
:	:		

codeword table

40

## LZW example: tricky case

value	41	42	81	83	80
output	A	B	A B	A B A	←

need to know which key has value 83 before it is in ST!

LZW expansion for 41 42 81 83 80

key	value	key	value
:	:	81	AB
41	A	82	BA
42	B	83	ABA
43	C		
44	D		
:	:		

codeword table

41

## LZW implementation details

### How big to make ST?

- How long is message?
- Whole message similar model?
- [many variations have been developed]

### What to do when ST fills up?

- Throw away and start over. [GIF]
- Throw away when not effective. [Unix compress]
- [many other variations]

### Why not put longer substrings in ST?

- [many variations have been developed]

42

## LZW in the real world


### Lempel-Ziv and friends.

- LZ77.
  - LZ78.
  - LZW.
  - Deflate = LZ77 variant + Huffman.
- LZ77 not patented ⇒ widely used in open source
- LZW patent #4,558,302 expired in US on June 20, 2003

## LZW in the real world

### Lempel-Ziv and friends.

- LZ77.
- LZ78.
- LZW.
- Deflate = LZ77 variant + Huffman.



PNG: LZ77.

7zip, gzip, jar, pdf, java.util.zip: deflate.

Unix compress: LZW.

Pkzip: LZW + Shannon-Fano.

GIF, TIFF, V.42bis modem: LZW.

Google: zlib which is based on deflate.

never expands a file

43

44

## Lossless data compression benchmarks

year	scheme	bits / char
1967	ASCII	7.00
1950	Huffman	4.70
1977	LZ77	3.94
1984	LZMW	3.32
1987	LZH	3.30
1987	move-to-front	3.24
1987	LZB	3.18
1987	gzip	2.71
1988	PPMC	2.48
1994	SAKDC	2.47
1994	PPM	2.34
1995	Burrows-Wheeler	2.29
1997	BOA	1.99
1999	RK	1.89

data compression using Calgary corpus

← next programming assignment

45

## Data compression summary

### Lossless compression.

- Represent fixed-length symbols with variable-length codes. [Huffman]
- Represent variable-length symbols with fixed-length codes. [LZW]

### Lossy compression. [not covered in this course]

- JPEG, MPEG, MP3, ...
- FFT, wavelets, fractals, ...

### Theoretical limits on compression. Shannon entropy.

Practical compression. Use extra knowledge whenever possible.

46