


COS 126 – Atomic Theory of Matter





Goal of the Assignment

- Calculate Avogadro's number
 - Using Einstein's equations
 - Using fluorescent imaging
- Input data
 - Sequence of images
 - Each image is a rectangle of pixels
 - Each pixel is either light or dark
- Output
 - Estimate of Avogadro's number

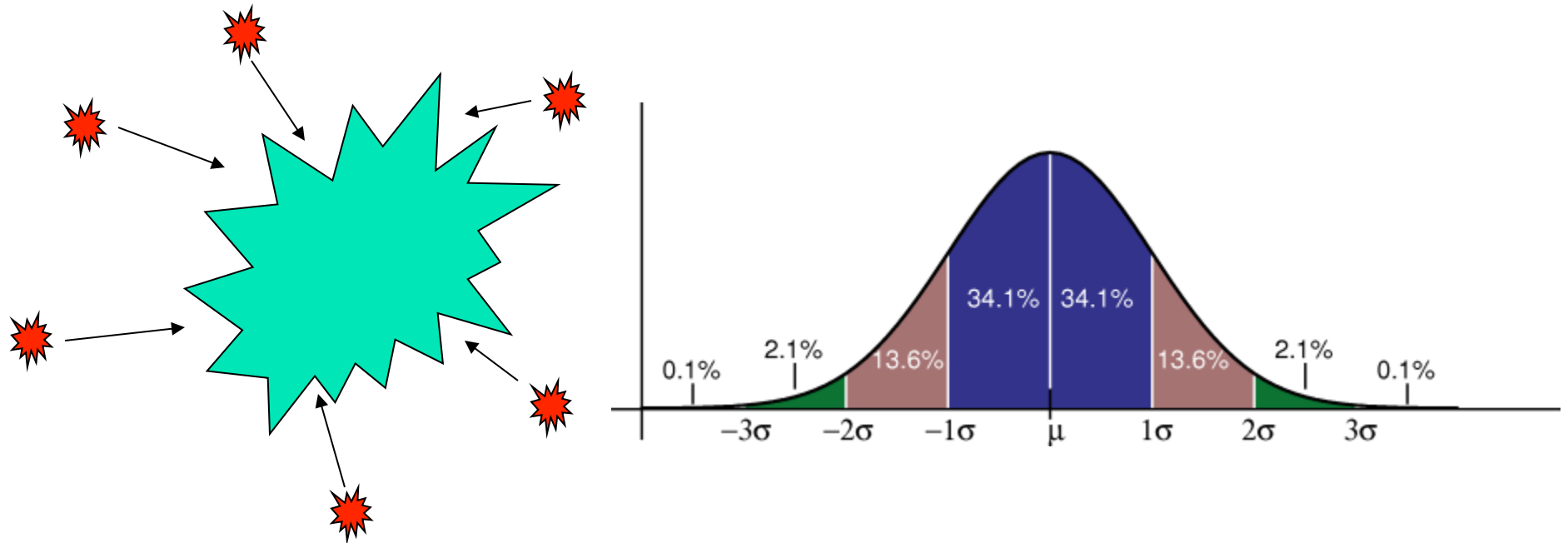


Assignment: Four Programs

- Blob data type
 - Maximal set of connected light pixels
- BlobFinder
 - Find *all* blobs in a JPEG image
 - List all the *big* blobs (aka beads)
- BeadTracker
 - Track beads from one image to the next
- Avogadro
 - Data analysis to estimate Avogadro's number from the motion of beads

Atomic Theory Overview

- Brownian Motion
 - Random collision of molecules
 - Displacement over time fits a Gaussian distribution





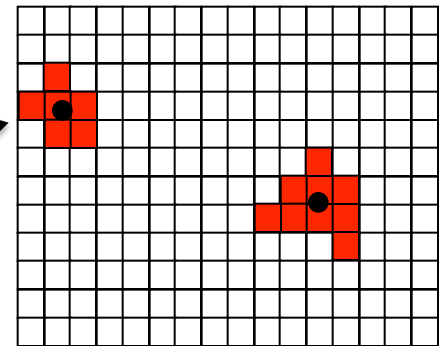
Atomic Theory Overview

- Avogadro's Number
 - Number of atoms needed to equal substance's atomic mass in grams
 - N_A atoms of Carbon-12 = 12 grams
 - Can calculate from Brownian Motion
 - Variance of Gaussian distribution is a function of resistance in water, number of molecules

Blob.java

- API for representing particles (blobs) in water
 - `public Blob()`
 - `public void add(int i, int j)`
 - `public int mass()` // number of pixels
 - `public double distanceTo(Blob b)` // from center (average)
 - `public String toString()`
- Only need *three* values to efficiently store
 - Do *not* store the positions of every pixel in the blob

Center of mass,
and # of pixels





Blob Challenges

- Format numbers in a nice way
 - `String.format("%2d (%8.4f, %8.4f)", mass, cx, cy);`
 - (Use same format in `System.out.printf()`)
 - E.g., `"%6.3f"` -> `_2.354`
 - E.g., `"%10.4e"` -> `1.2535e-23`
- Thoroughly test
 - Create a simple `main()`

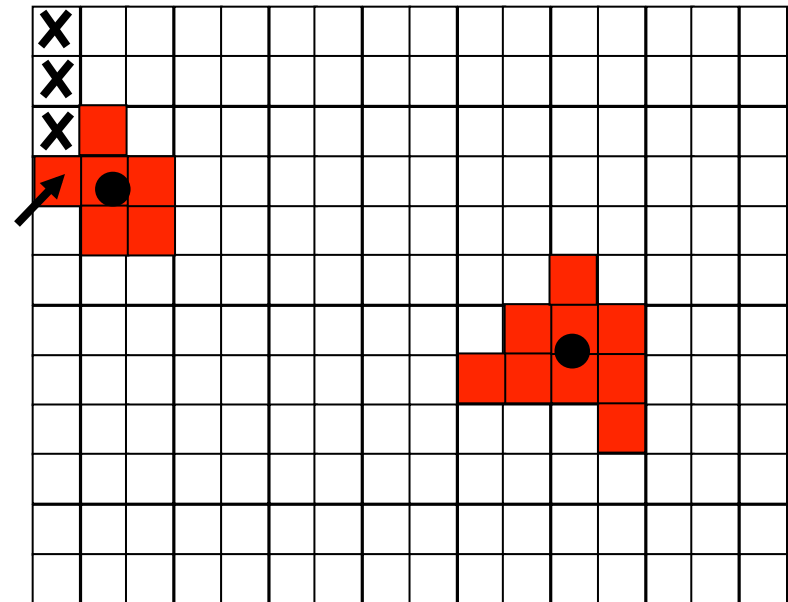


BlobFinder.java

- Locate all blobs in a given image
 - And identify large blobs (called beads)
- API
 - `public BlobFinder(Picture picture, double tau)`
 - Calculate luminance (see `Luminance.java`, 3.1)
 - Include pixels with a luminance \geq tau (threshold)
 - Find blobs with DFS (see `Percolation.java`, 2.4)
 - The hard part, next slide...
 - `public int countBeads(int P)`
 - Counts the beads with at least P pixels
 - `public Blob[] getBeads(int P)`
 - Returns all beads with at least P pixels
 - Array must be of size equal to number of beads

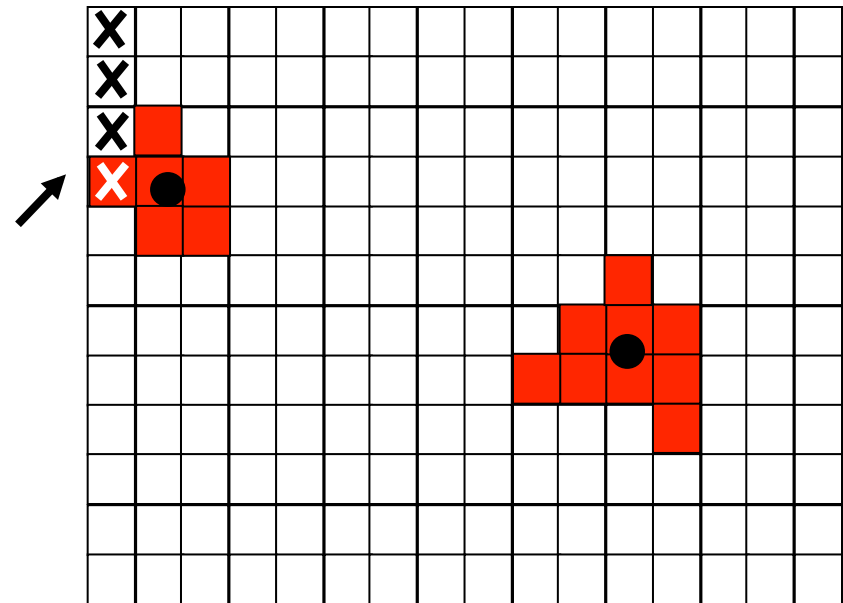
BlobFinder - Depth First Search

- Use boolean[][] array to mark visited
- Traverse image pixel by pixel
 - Ignore already-visited pixels
 - Dark pixel
 - Mark as visited, continue
 - Light pixel
 - Create new blob, call DFS
- DFS algorithm
 - Base case: simply return if
 - Pixel out-of-bounds
 - Pixel has been visited
 - Pixel is dark (and mark as visited)
 - Add pixel to current blob, mark as visited
 - Recursively visit up, down, left, and right neighbors



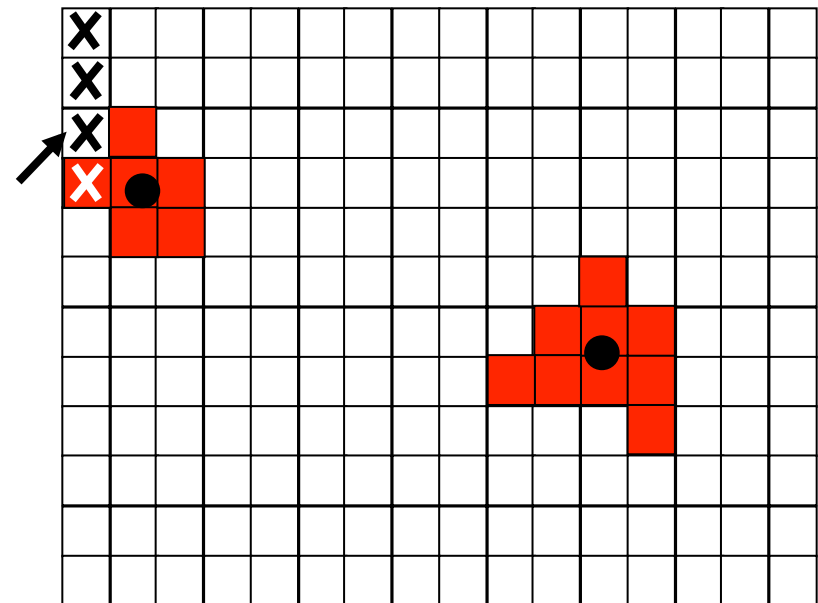
BlobFinder - Depth First Search

- Use boolean[][] array to mark visited
- Traverse image pixel by pixel
 - Ignore already-visited pixels
 - Dark pixel
 - Mark as visited, continue
 - Light pixel
 - Create new blob, call DFS
- DFS algorithm
 - Base case: simply return if
 - Pixel out-of-bounds
 - Pixel has been visited
 - Pixel is dark (and mark as visited)
 - Add pixel to current blob, mark as visited
 - Recursively visit up, down, left, and right neighbors



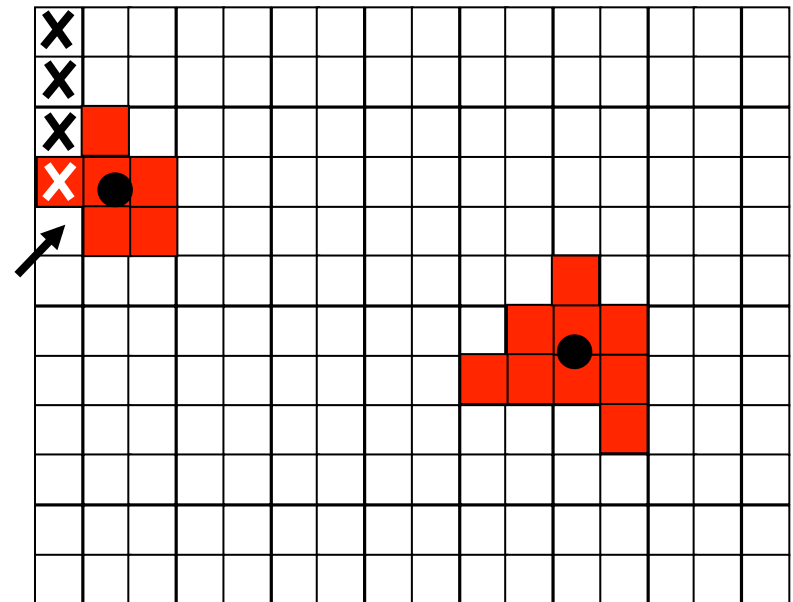
BlobFinder - Depth First Search

- Use `boolean[][]` array to mark visited
- Traverse image pixel by pixel
 - Ignore already-visited pixels
 - Dark pixel
 - Mark as visited, continue
 - Light pixel
 - Create new blob, call DFS
- DFS algorithm
 - Base case: simply return if
 - Pixel out-of-bounds
 - Pixel has been visited
 - Pixel is dark (and mark as visited)
 - Add pixel to current blob, mark as visited
 - Recursively visit up, down, left, and right neighbors



BlobFinder - Depth First Search

- Use boolean[][] array to mark visited
- Traverse image pixel by pixel
 - Ignore already-visited pixels
 - Dark pixel
 - Mark as visited, continue
 - Light pixel
 - Create new blob, call DFS
- DFS algorithm
 - Base case: simply return if
 - Pixel out-of-bounds
 - Pixel has been visited
 - Pixel is dark (and mark as visited)
 - Add pixel to current blob, mark as visited
 - Recursively visit up, down, left, and right neighbors





BlobFinder Challenges

- Data structure for the collection of blobs
 - Store them any way you like
 - But, be aware of memory use

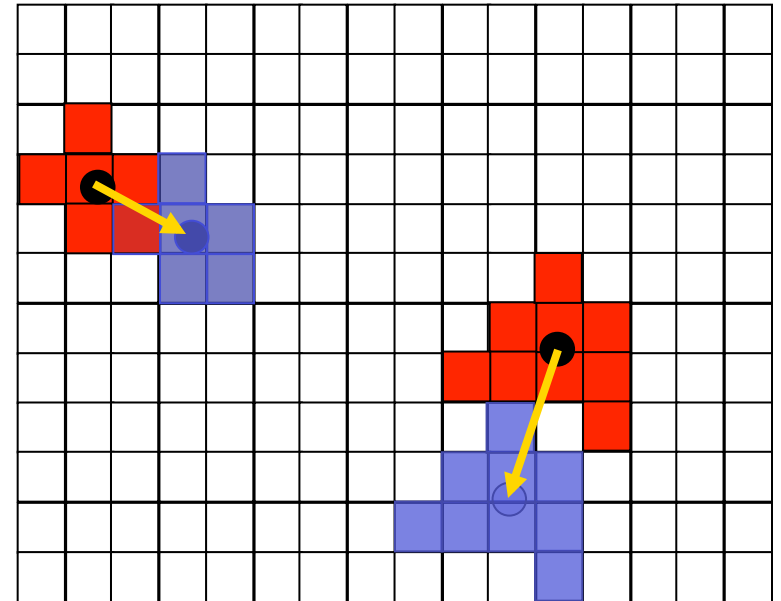


BlobFinder Challenges

- Data structure for the collection of blobs
 - Store them any way you like
 - But, be aware of memory use
- Array of blobs?
 - But, how big should the array be?
- Linked list of blobs?
 - Memory efficient, but harder to implement
- Anything else?
 - Submit your (extra) object classes

BeadTracker.java

- Track beads between successive images
- Single main function
 - Take in a series of images
 - Output distance traversed by all beads for each time-step
 - For each bead found at time $t+1$, find closest bead at time t and calculate distance
 - Not the other way around!
 - Don't include if distance $> \delta$ pixels (new bead)



BeadTracker Challenges

- Reading multiple input files

- `java BeadTracker 25 180.0 25.0 run_1/*.jpg`

p
(size of Bead)

τ
(Luminance threshold)

δ
(max distance)

- Expands files in alphabetical order
 - End up as `args[3]`, `args[4]`, ...



BeadTracker Challenges

- Reading multiple input files
 - `java BeadTracker 25 180.0 25.0 run_1*.jpg`
 - Expands files in alphabetical order
 - End up as `args[3]`, `args[4]`, ...
- Avoiding running out of memory
 - Do *not* open all picture files at same time
 - Only two need to be open at a time
- Recompiling
 - Recompile if Blob or BlobFinder change



Avogadro.java

- Analyze Brownian motion of all calculated displacements
 - Lots of crazy formulas, all given, pretty straightforward
 - Be careful about units in the math, convert pixels to meters, etc.
- Can test without the other parts working
 - We provide sample input files
 - Can work on it while waiting for help



Conclusion: Final Tips

- Avoiding subtle bugs in BlobFinder
 - Don't pass Blobs between private methods
 - ... it makes bugs hard to track down
- Common errors in BlobFinder
 - NullPointerException
 - StackOverflowError (e.g., if no base case)
 - No output (need to add prints)
- Look at checklist Q&A



Conclusion: Final Tips

- Testing with a main()
 - BlobFinder, BeadTracker, and Avogadro
 - Must have a main() that can handle I/O described in Testing section of checklist
- Timing analysis
 - Look at feedback from earlier assignments
 - BeadTracker is time sink, so analyze that
- How can you run 100 frames?