

Fourier Transforms

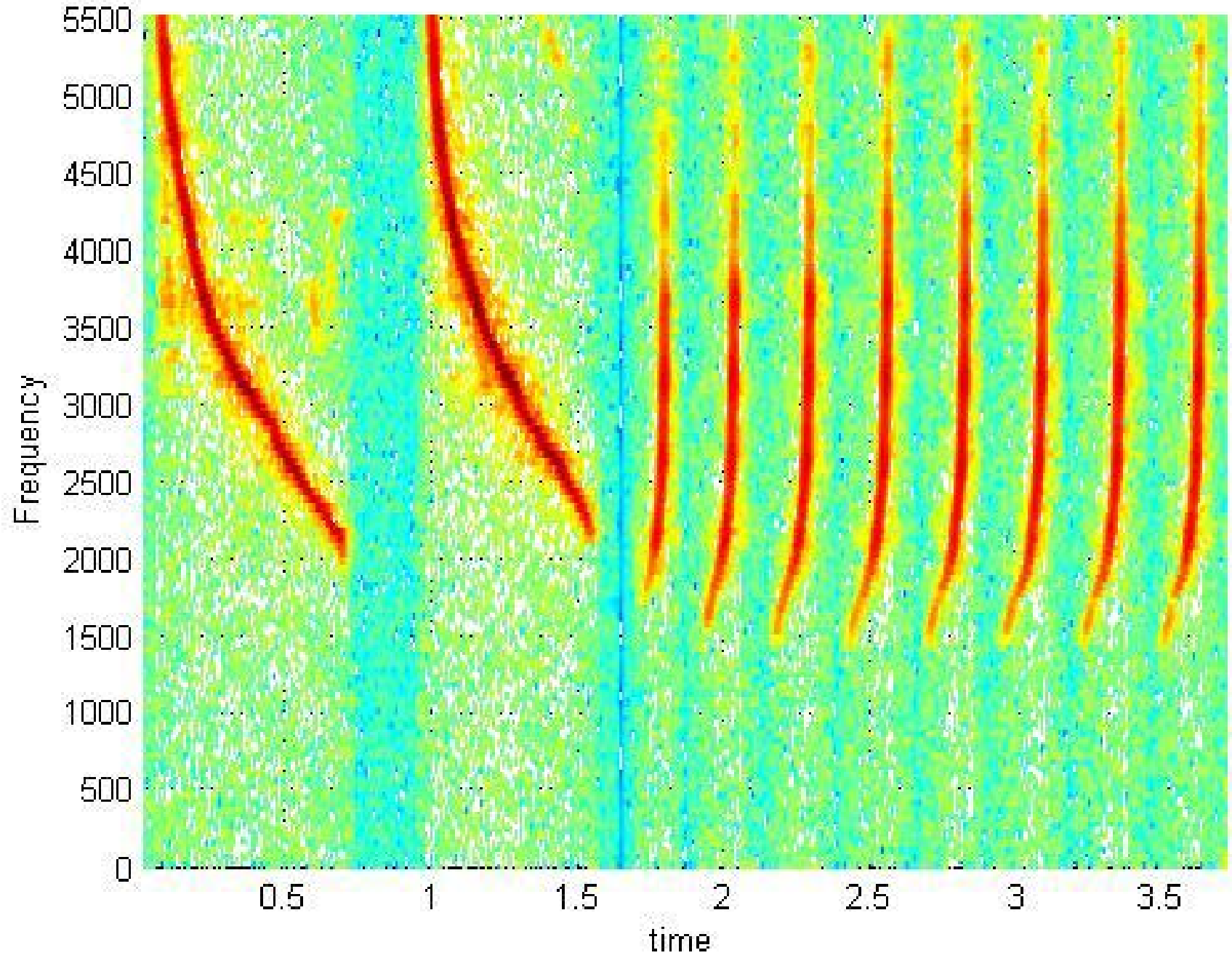
COS 323

Life in the Frequency Domain




Jean Baptiste Joseph
Fourier (1768-1830)


Spectrogram, Northern Cardinal



JPEG Image Compression



a. Original image



b. With 10:1 compression



c. With 45:1 compression

FIGURE 27-15
Example of JPEG distortion. Figure (a) shows the original image, while (b) and (c) shows restored images using compression ratios of 10:1 and 45:1, respectively. The high compression ratio used in (c) results in each 8×8 pixel group being represented by less than 12 bits.

Discrete
Cosine
Transform
(DCT)

Fourier Transform and Convolution

- Fourier transform turns convolution into multiplication:

$$\mathcal{F}(f(x) * g(x)) = \mathcal{F}(f(x)) \mathcal{F}(g(x))$$

(and vice versa):

$$\mathcal{F}(f(x) g(x)) = \mathcal{F}(f(x)) * \mathcal{F}(g(x))$$

Fourier Transform

- Continuous Fourier transform:

$$F(k) = \mathcal{F}(f(x)) = \int_{-\infty}^{\infty} f(x) e^{-2\pi i k x} dx$$

- Discrete Fourier transform:

$$F_k = \sum_{x=0}^{n-1} f_x e^{-2\pi i \frac{k}{n} x}$$

- F is a function of frequency – describes how much of each frequency f contains
- Fourier transform is invertible

Computing Discrete Fourier Transform

$$F_k = \sum_{x=0}^{n-1} f_x e^{-2\pi i \frac{k}{n} x}$$


- Straightforward computation: for each of n DFT values, loop over n input samples. Total: $O(n^2)$
- Fast Fourier Transform (FFT): $O(n \log_2 n)$ time
 - Revolutionized signal processing, filtering, compression, etc.

The FFT



Discovered by Johann Carl Friedrich Gauss (1777-1855)

The FFT



Rediscovered and popularized in 1965 by
J. W. Cooley and **John Tukey** (Princeton alum and faculty)

The FFT

$$F_k = \sum_{x=0}^{n-1} f_x e^{-2\pi i \frac{k}{n} x}$$

$$\text{Let } \omega_n = e^{-2\pi i / n} = \cos(2\pi / n) - i \sin(2\pi / n)$$

$$\begin{aligned} \text{Then } F_k &= \sum_{x=0}^{n-1} f_x \omega_n^{xk} \\ &= \sum_{x=0}^{n/2-1} f_{2x} \omega_n^{2xk} + \sum_{x=0}^{n/2-1} f_{2x+1} \omega_n^{(2x+1)k} \end{aligned}$$

The FFT

Key idea: divide and conquer

- Separate computation on even and odd elements

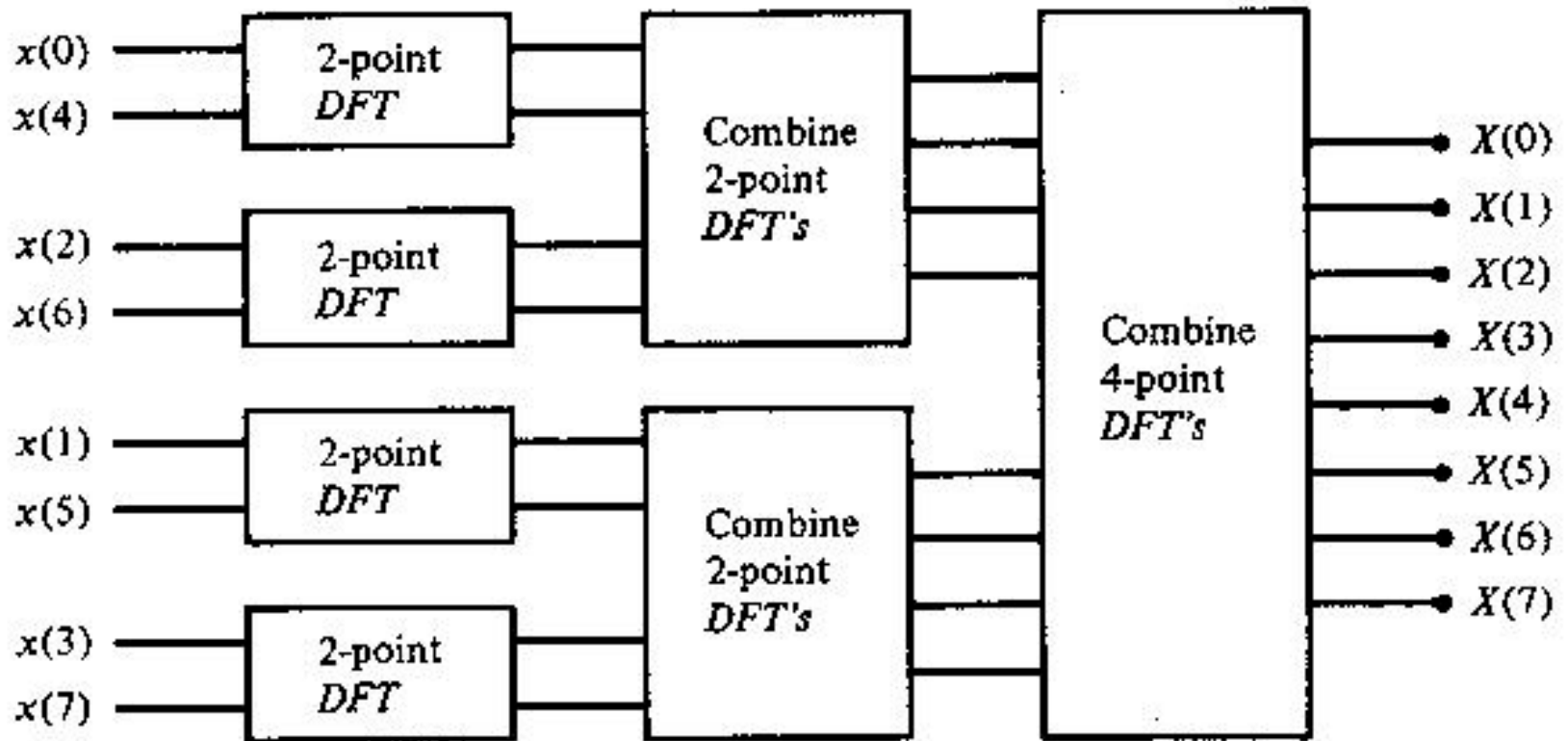
$$\begin{aligned} F_k &= \sum_{x=0}^{n/2-1} f_{2x} \omega_n^{2xk} + \sum_{x=0}^{n/2-1} f_{2x+1} \omega_n^{(2x+1)k} \\ &= \underbrace{\sum_{x=0}^{n/2-1} f_{2x} \omega_{n/2}^{xk}}_{\text{Half-size FFT on even elements}} + \omega_n^k \underbrace{\sum_{x=0}^{n/2-1} f_{2x+1} \omega_{n/2}^{xk}}_{\text{Half-size FFT on odd elements}} \end{aligned}$$

Half-size FFT on
even elements

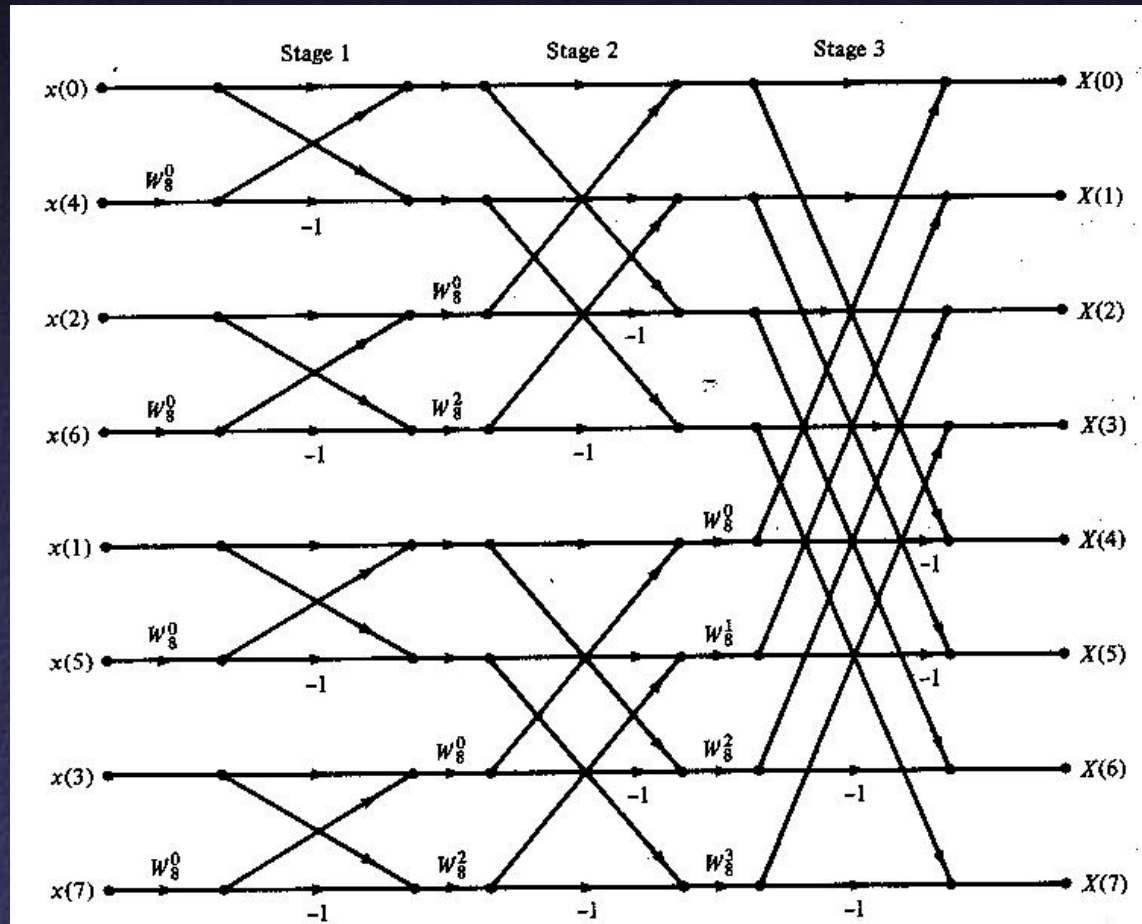
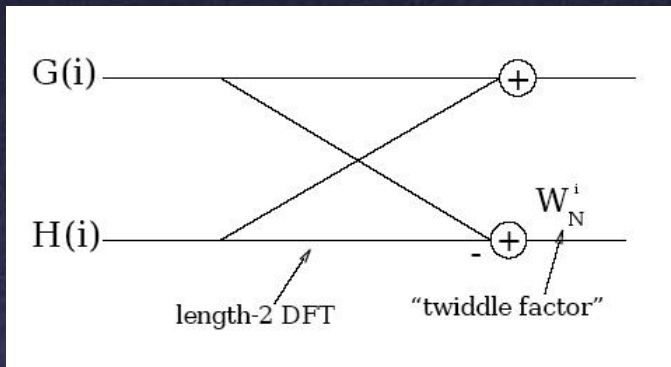
Half-size FFT on
odd elements

The FFT

- Now apply algorithm recursively!



FFT Butterfly

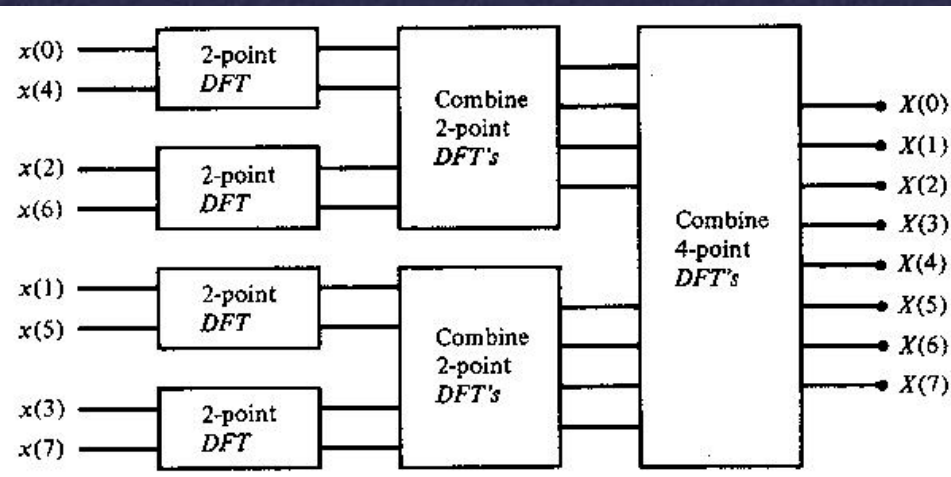


The FFT

- Final detail: how to find elements involved in initial size-2 FFTs?

- Bit reversal!

0 → 000 → 000 → 0
1 → 001 → 100 → 4
2 → 010 → 010 → 2
3 → 011 → 110 → 6
4 → 100 → 001 → 1
5 → 101 → 101 → 5
6 → 110 → 011 → 3
7 → 111 → 111 → 7



FFT Running Time

- Time to compute FFT of length n :
 - Solve two subproblems of length $n/2$
 - Additional processing proportional to n

$$T(n) = 2T(n/2) + cn$$

- Recurrence relation with solution

$$T(n) = cn \log_2 n$$

FFT Running Time

- Proof:

$$T(n) = 2T(n/2) + cn$$

$$cn \log_2 n \stackrel{?}{=} 2(c^{n/2} \log_2^{n/2}) + cn$$

$$cn \log_2 n \stackrel{?}{=} cn((\log_2 n) - 1) + cn$$

$$cn \log_2 n \stackrel{\checkmark}{=} cn \log_2 n - cn + cn$$

DFT of Real Signals

- Standard FFT is complex \rightarrow complex
 - n real numbers as input yields n complex numbers
 - But: symmetry relation for real inputs $F_{n-k} = (F_k)^*$
 - Variants of FFT to compute this efficiently
- Discrete Cosine Transform (DCT)
 - **Reflect** real input to get signal of length $2n$
 - Resulting FFT real and symmetric
 - n real numbers as input, n real numbers as output


Application: JPEG Image Compression

- Perceptually-based **lossy** compression of images
- Algorithm
 - Transform colors
 - Divide into 8×8 blocks
 - 2-dimensional **DCT** on each block
 - Perceptually-guided quantization
 - Lossless run-length and Huffman encoding

Application: JPEG Image Compression



a. Original image



b. With 10:1 compression



c. With 45:1 compression

FIGURE 27-15
Example of JPEG distortion. Figure (a) shows the original image, while (b) and (c) shows restored images using compression ratios of 10:1 and 45:1, respectively. The high compression ratio used in (c) results in each 8×8 pixel group being represented by less than 12 bits.

Discrete
Cosine
Transform
(DCT)

Application: Polynomial Multiplication

- Usual algorithm for multiplying two polynomials of degree n is $O(n^2)$
- Observation: can use DFT to efficiently go between polynomial coefficients f_x

$$f(t) = \sum_{x=0}^{n-1} f_x t^x$$

and polynomial evaluated at ω_n^k


$$f(\omega_n^k) = F_k = \sum_{x=0}^{n-1} f_x \omega_n^{kx}$$

Application: Polynomial Multiplication

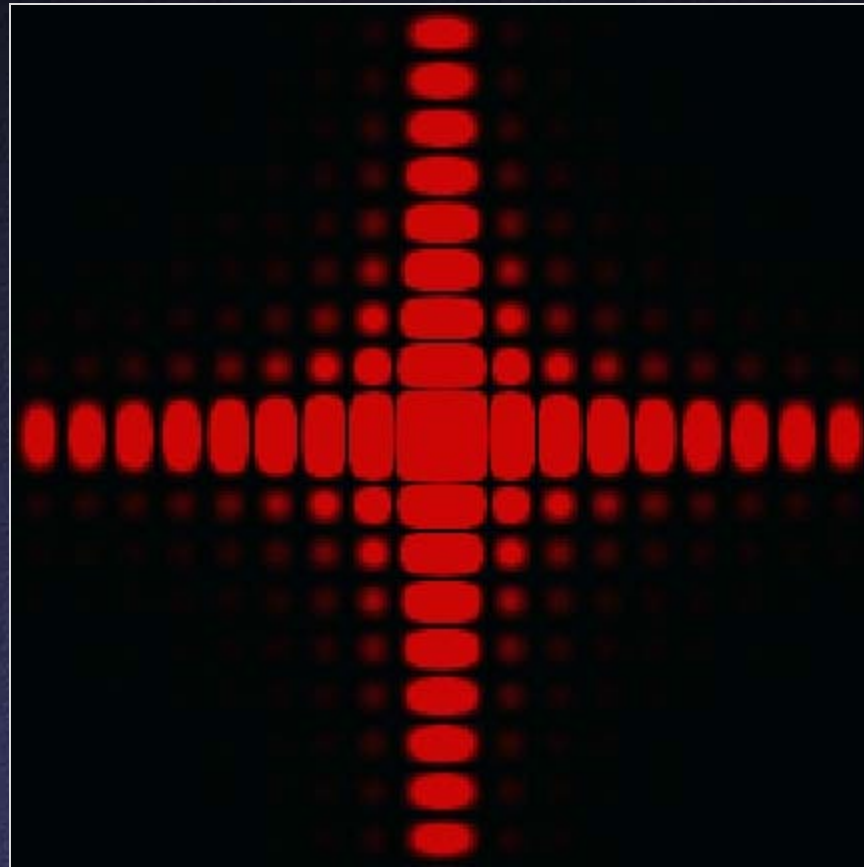
- So, we have an $O(n \log n)$ algorithm for multiplying two degree- n polynomials:
 - DFT on coefficients
 - Multiply
 - Inverse DFT

Application: Diffraction

- (Far-field) diffraction pattern of parallel light passing through an aperture is Fourier transform of aperture




Application: Diffraction



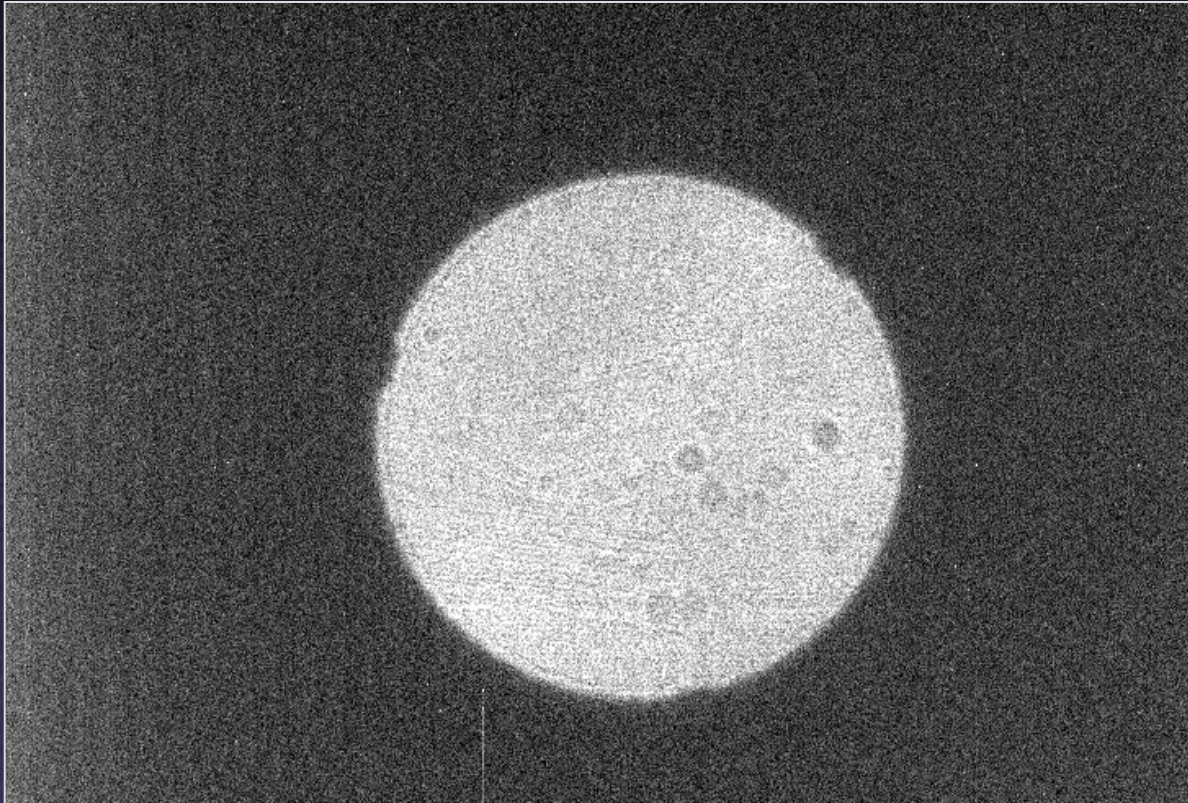
Square aperture

Application: Diffraction



Circular aperture: Airy disk

Application: Diffraction



Diffraction + defocus in telescope image