



# Abstract Data Types (ADTs), After More on the Heap

Prof. David August  
COS 217

1



# Preparing for the Midterm Exam

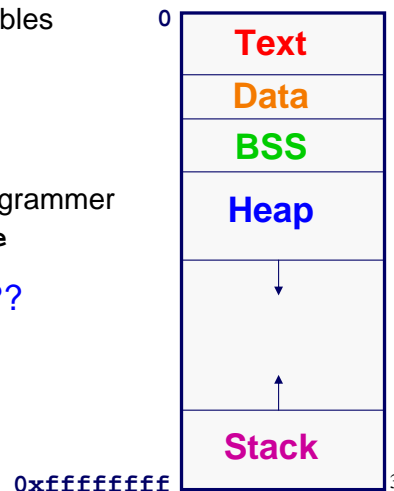
- Exam logistics
  - Date/time: Thursday October 26 in lecture
  - Open books, open notes, open mind, but not open laptop/PDA
  - Covering material from lecture, precept, and reading, but not tools
- Preparing for the midterm
  - Lecture and precept materials available online
  - Course textbooks, plus optional books on reserve
  - Office hours and the course listserv
  - Old midterm exams on the course Web site

2

# A Little More About the Heap...



- Memory layout of a C program
  - **Text**: code, constant data
  - **Data**: initialized global & static variables
  - **BSS**: uninitialized global & static variables
  - **Heap**: dynamic memory
  - **Stack**: local variables
- Purpose of the heap
  - Memory allocated explicitly by the programmer
  - Using the functions `malloc` and `free`
- But, why would you ever do this???



# Example: Read a Line (or URL)



- Write a function that reads a word from stdin
  - Read from stdin until encountering a space, tab, '\n', or EOF
  - Output a pointer to the sequence of characters, ending with '\0'

## Example code (very, very buggy)

```
#include <stdio.h>

int main(void) {
    char* buf;

    scanf("%s", buf);
    printf("Hello %s\n", buf);
    return 0;
}
```

4

## Problem: Need Storage for String



- Improving the code
  - Allocate storage space for the string
  - Example: define an array
- Example (still somewhat buggy)

```
#include <stdio.h>

int main(void) {
    char buf[64];

    scanf("%s", buf);
    printf("Hello %s\n", buf);
    return 0;
}
```

5

## Problem: Input Longer Than Array



- Improving the code
  - Don't allow input that exceeds the array size
- Example (better, but not perfect)

```
#include <stdio.h>

int main(void) {
    char buf[64];

    if (scanf("%63s", buf) == 1)
        printf("Hello %s\n", buf);
    else
        fprintf(stderr, "Input error\n");
    return 0;
}
```

6

## Problem: How *Much* Storage?



- Improving the code
  - Finding out how much space you need from the user
  - Allocate exactly that much space, to avoid wasting
- Beginning of the example (is this really better?)

```
int main(void) {
    int n;
    char* buf;

    printf("Max size of word: ");
    scanf("%d", &n);

    buf = malloc((n+1) * sizeof(char));
    scanf("%s", buf);
    printf("Hello %s\n", buf);
    return 0;
}
```

7

## Really Solving the Problem



- Remaining problems
  - User can't input long words
  - Storage wasted on short words
- But, how do we proceed?
  - Too little storage, and we'll run pass the end or have to truncate
  - Yet, we don't *know* how big the word might be
- The gist of a solution
  - Pick a storage size ("line\_size") and read up to that length
  - If we stay within the limit, we're done
  - If the user input exceeds the space, we can
    - Allocate space for another line, and keep on reading
    - At the end, allocate one big buffer and copy all the lines into it

8



# Abstract Data Types (ADTs)



# Abstract Data Type (ADT)

- An ADT module provides:
  - Data type
  - Functions that operate on the type
- Client does not manipulate the data representation directly
  - The client should just call functions
- “Abstract” because the observable results (obtained by client) are independent of the data representation
- Programming language support for ADT
  - Ensure that client cannot possibly access representation directly
  - C++, Java, other object-oriented languages have *private* fields
  - C has *opaque* pointers



# An ADT Example: Stacks

- LIFO: Last-In, First-Out
- Like the stack of trays at the cafeteria
  - “Push” a tray onto the stack
  - “Pop” a tray off the stack
- Useful in many contexts



# Stack Interface (stack.h)

```

#ifndef STACK_INCLUDED
#define STACK_INCLUDED

typedef struct Item *Item_T;
typedef struct Stack *Stack_T;

extern Stack_T Stack_new(void);
extern int Stack_empty(Stack_T stk);
extern void Stack_push(Stack_T stk, Item_T item);
extern Item_T Stack_pop(Stack_T stk);

#endif

```

What's this for?

## Notes on stack.h



- Type `stack_T` is an opaque pointer
  - Clients can pass `stack_T` around but can't look inside
- Type `Item_T` is also an opaque pointer
  - ... but defined in some other ADT
- `Stack_` is a disambiguating prefix
  - A convention that helps avoid name collisions

13

## Stack Implementation: Array



### stack.c

```
#include <assert.h>
#include <stdlib.h>
#include "stack.h"

enum {CAPACITY = 1000};

struct Stack {
    int count;
    Item_T data[CAPACITY];
};

Stack_T Stack_new(void) {
    Stack_T stk = malloc(sizeof(*stk));
    assert(stk != NULL);
    stk->count = 0;
    return stk;
}
```

14

## Careful Checking With Assert



### stack.c

```
#include <assert.h>
#include <stdlib.h>
#include "stack.h"

enum {CAPACITY = 1000};

struct Stack {
    int count;
    Item_T data[CAPACITY];
};

Stack_T Stack_new(void) {
    Stack_T stk = malloc(sizeof(*stk));
    assert(stk != NULL);
    stk->count = 0;
    return stk;
}
```

*Make sure `stk!=NULL`,  
or halt the program!*

15

## Stack Implementation: Array (Cont.)



```
int Stack_empty(Stack_T stk) {
    assert(stk != NULL);
    return (stk->count == 0);
}

void Stack_push(Stack_T stk, Item_T item) {
    assert(stk != NULL);
    assert(stk->count < CAPACITY);
    stk->data[stk->count] = item;
    stk->count++;
}

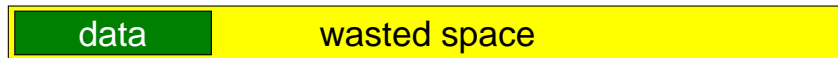
Item_T Stack_pop(Stack_T stk) {
    assert(stk != NULL);
    assert(stk->count > 0);
    stk->count--;
    return stk->data[stk->count];
}
```

16

## Problems With Array Implementation



CAPACITY too large: waste memory



CAPACITY too small:



assertion failure (if you were careful)

buffer overrun (if you were careless)

17

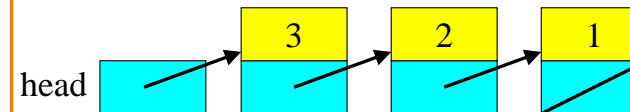
## Linked List Would be Better...



```
struct Stack {  
    int val;  
    struct Stack *next;  
} *head;
```

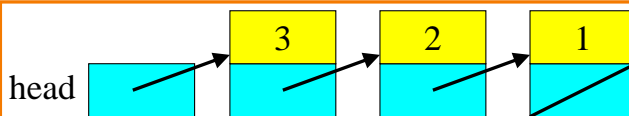
head empty stack

push(1); push(2); push(3);

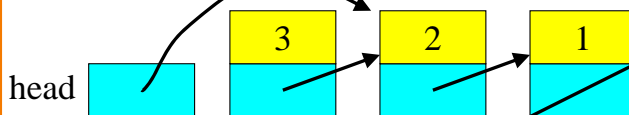


18

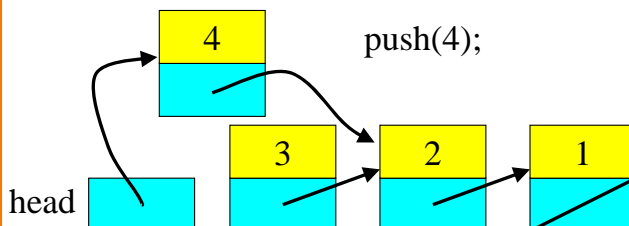
## Popping and Pushing



pop();



push(4);



19

## Stack Implementation: Linked List



### stack.c

```
#include <assert.h>  
#include <stdlib.h>  
#include "stack.h"  
  
struct Stack {struct List *head;};  
struct List {Item_T val; struct List *next;};  
  
Stack_T Stack_new(void) {  
    Stack_T stk = malloc(sizeof(*stk));  
    assert(stk != NULL);  
    stk->head = NULL;  
    return stk;  
}
```

20

## Stack Implementation: Linked List



```
int Stack_empty(Stack_T stk) {
    assert(stk != NULL);
    return (stk->head == NULL);
}

void Stack_push(Stack_T stk, Item_T item) {
    Stack_T t = malloc(sizeof(*t));
    assert(t != NULL);
    assert(stk != NULL);
    t->val = item;
    t->next = stk->head;
    stk->head = t;
}
```

Draw pictures of these data structures!

21

## stack.c, continued



```
Item_T Stack_pop(Stack_T stk) {
    Item_T x;
    struct List *p;
    assert(stk != NULL);
    assert(stk->head != NULL);
    x = stk->head->val;
    p = stk->head;
    stk->head = stk->head->next;
    free(p);
    return x;
}
```

Draw pictures of these data structures!

22

## Client Program: Uses Interface



### client.c

```
#include <stdio.h>
#include <stdlib.h>
#include "item.h"
#include "stack.h"

int main(int argc, char *argv[]) {
    int i;
    Stack_T s = Stack_new();
    for (i = 1; i < argc; i++)
        Stack_push(s, Item_new(argv[i]));
    while (!Stack_empty(s))
        Item_print(Stack_pop(s));
    return 0;
}
```

23

## Problem: Multiple Kinds of Stacks?



- Good, but still not flexible enough
  - What about a program with multiple kinds of stacks
  - E.g., a stack of books, and a stack of pancakes
  - But, can you can only define Item\_T once
- Solution in C, though it is a bit clumsy
  - Don't define Item\_T (i.e., let it be a "void \*")
  - Good flexibility, but you lose the C type checking

```
typedef struct Item *Item_T;
typedef struct Stack *Stack_T;
```

```
extern Stack_T Stack_new(void);
extern int Stack_empty(Stack_T stk);
extern void Stack_push(Stack_T stk, void *item);
extern void *Stack_pop(Stack_T stk);
```

24

# Conclusions



- **Heap**
  - Memory allocated and deallocated by the programmer
  - Useful for making efficient use of memory
  - Useful when storage requirements aren't known in advance
- **Abstract Data Types (ADTs)**
  - Separation of interface and implementation
  - Don't even allow the client to manipulate the data directly
  - Example of a stack
    - Implementation #1: array
    - Implementation #2: linked list
  - Backup slides on void pointers follow...

25

# Backup Slides on Void Opaque Pointers



26

# stack.h (with void\*)



```
#ifndef STACK_INCLUDED
#define STACK_INCLUDED

typedef struct Item *Item_T;
typedef struct Stack *Stack_T;

extern Stack_T Stack_new(void);
extern int Stack_empty(Stack_T stk);
extern void Stack_push(Stack_T stk, void *item);
extern void *Stack_pop(Stack_T stk);

/* It's a checked runtime error to pass a NULL Stack_T to any
   routine, or call Stack_pop with an empty stack
*/

#endif
```

27

# Stack Implementation (with void\*)



## stack.c

```
#include <assert.h>
#include <stdlib.h>
#include "stack.h"

struct Stack {struct List *head;};
struct List {void *val; struct List *next;};

Stack_T Stack_new(void) {
    Stack_T stk = malloc(sizeof(*stk));
    assert(stk);
    stk->head = NULL;
    return stk;
}
```

28

## stack.c (with void\*) continued



```
int Stack_empty(Stack_T stk) {
    assert(stk != NULL);
    return stk->head == NULL;
}

void Stack_push(Stack_T stk, void *item) {
    Stack_T t = malloc(sizeof(*t));
    assert(t != NULL);
    assert(stk != NULL);
    t->val = item;
    t->next = stk->head;
    stk->head = t;
}
```

29

## stack.c (with void\*) continued



```
void *Stack_pop(Stack_T stk) {
    void *x;
    struct List *p;
    assert(stk != NULL);
    assert(stk->head != NULL);
    x = stk->head->val;
    p = stk->head;
    stk->head = stk->head->next;
    free(p);
    return x;
}
```

30

## Client Program (With Void)



### client.c (with void\*)

```
#include <stdio.h>
#include <stdlib.h>
#include <item.h>
#include "stack.h"

int main(int argc, char *argv[]) {
    int i;
    Stack_T s = Stack_new();
    for (i = 1; i < argc; i++)
        Stack_push(s, item_new(argv[i]));
    while (!Stack_empty(s))
        printf("%s\n", Stack_pop(s));
    return 0;
}
```

31

## Structural Equality Testing



Suppose we want to test two stacks for equality:

```
int Stack_equal(Stack_T s1, Stack_T s2);
```

How can this be implemented?

```
int Stack_equal(Stack_T s1, Stack_T s2) {
    return (s1 == s2);
}
```

We want to test whether two stacks are equivalent stacks, not whether they are the same stack.

32



## Almost, But Not Quite...



How about this:

```
int Stack_equal(Stack_T s1, Stack_T s2) {
    struct List *p, *q;
    for (p=s1->head, q=s2->head; p && q;
         p=p->next, q=q->next)
        if (p->val != q->val)
            return 0;
    return p==NULL && q==NULL;
}
```

This is better, but what we want to test whether `s1->val` is *equivalent* to `s2->val`, not whether it is the *same*.

33

## Item ADT Provides Equal Test



How about this:

```
int Stack_equal(Stack_T s1, Stack_T s2) {
    struct List *p, *q;
    for (p=s1->head, q=s2->head; p && q;
         p=p->next, q=q->next)
        if ( ! Item_equal(p->val, q->val))
            return 0;
    return p==NULL && q==NULL;
}
```

This is good for the “Item\_T” version of stacks (provided the Item interface has an Item\_equal function), but what about the void\* version of stacks?

34

## Function Pointers



How about this:

```
int Stack_equal(Stack_T s1, Stack_T s2,
               int (*equal)(void *, void *)) {
    struct List *p, *q;
    for (p=s1->head, q=s2->head; p && q;
         p=p->next, q=q->next)
        if ( ! equal((void*)p->val, (void*) q->val))
            return 0;
    return p==NULL && q==NULL;
}
```

The client must pass an equality-tester function to Stack\_equal.

35

## Passing a Function Pointer



```
int Stack_equal(Stack_T s1, Stack_T s2,
               int (*equal)(void *, void *)) {
    struct List *p, *q;
    for (p=s1->head, q=s2->head; p && q;
         p=p->next, q=q->next)
        if ( ! equal((void*)p->val, (void*) q->val))
            return 0;
    return p==NULL && q==NULL;
}
```

Client:

```
int char_equal (char *a, char *b) {
    return (!strcmp(a,b));
}

int string_stacks_equal(Stack_T st1, Stack_T st2) {
    return Stack_equal(st1, st2,
                      (int (*)(void*, void*)) char_equal);
}
```

cast

36