



Lecture 2: Character Input/Output in C

Prof. David August
COS 217

<http://www.cs.princeton.edu/courses/archive/fall07/cos217/>

1



Overview of Today's Lecture

- Goals of the lecture
 - Important C constructs
 - Program flow (if/else, loops, and switch)
 - Character input/output (getchar and putchar)
 - Deterministic finite automata (i.e., state machine)
 - Expectations for programming assignments
- C programming examples
 - Echo the input directly to the output
 - Put all lower-case letters in upper case
 - Put the first letter of each word in upper case
- Glossing over some details related to “pointers”
 - ... which will be covered in the next lecture

2

Echo Input Directly to Output



- Including the Standard Input/Output (stdio) library
 - Makes names of functions, variables, and macros available
 - `#include <stdio.h>`
- Defining procedure `main()`
 - Starting point of the program, a standard boilerplate
 - `int main(void)`
 - `int main(int argc, char **argv)`
 - Hand-waving: `argc` and `argv` are for input arguments
- Read a single character
 - Returns a single character from the text stream “standard in” (stdin)
 - `c = getchar();`
- Write a single character
 - Writes a single character to “standard out” (stdout)
 - `putchar(c);`

3



Putting it All Together

```
#include <stdio.h>
```

```
int main(void) {
```

```
    int c;
```

```
    c = getchar();
```

```
    putchar(c);
```

```
    return 0;
```

```
}
```

Why an “int”?

Why a return value?

4

Why is the Character an “int”



- Meaning of a data type
 - Determines the size of a variable
 - ... and how it is interpreted and manipulated
- Difference between `char` and `int`
 - `char`: character, a single byte
 - `int`: integer, machine-dependent (e.g., -32,768 to 32,767)
- One byte is just not big enough
 - Need to be able to store any character
 - ... plus, special value like End-Of-File (typically “-1”)
 - We’ll see an example with EOF in a few slides

5

Read and Write Ten Characters



- Loop to repeat a set of lines (e.g., `for` loop)
 - Three arguments: initialization, condition, and re-initialization
 - E.g., start at 0, test for less than 10, and increment per iteration

```
#include <stdio.h>
int main(void) {
    int c, i;

    for (i=0; i<10; i++) {
        c = getchar();
        putchar(c);
    }

    return 0;
}
```

6

Read and Write Forever



- Infinite `for` loop
 - Simply leave the arguments blank
 - E.g., `for (; ;)`

```
#include <stdio.h>
int main(void) {
    int c;

    for ( ; ; ) {
        c = getchar();
        putchar(c);
    }

    return 0;
}
```

7

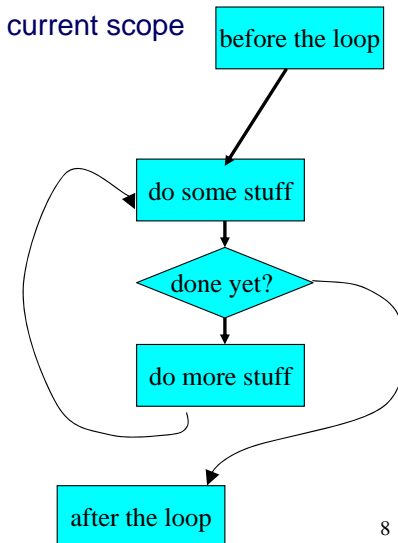
Read and Write Till End-Of-File



- Test for end-of-file (EOF)
 - EOF is a special global constant, defined in `stdio`
 - The `break` statement jumps out of the current scope

```
#include <stdio.h>
int main(void) {
    int c;
    for ( ; ; ) {
        c = getchar();
        if (c == EOF)
            break;
        putchar(c);
    }

    return 0;
}
```



8

Many Ways to Say the Same Thing



```
for (c=getchar(); c!=EOF; c=getchar())  
    putchar(c);
```

```
while ((c=getchar())!=EOF) ← Very typical idiom in C,  
    putchar(c);           but messy side-effects in  
                           loop test
```

```
for (;;) {  
    c = getchar();  
    if (c == EOF)  
        break;  
    putchar(c);  
}
```

```
    c = getchar();  
    while (c!=EOF) {  
        putchar(c);  
        c = getchar();  
    }
```

9

Review of Example #1



- Character I/O
 - Including `stdio.h`
 - Functions `getchar()` and `putchar()`
 - Representation of a character as an integer
 - Predefined constant `EOF`
- Program control flow
 - The `for` loop and `while` loop
 - The `break` statement
 - The `return` statement
- Assignment and comparison
 - Assignment: “=”
 - Increment: “i++”
 - Comparing for equality “==”
 - Comparing for inequality “!=”

10

Example #2: Convert Upper Case



- Problem: write a program to convert a file to all upper-case (leave nonalphabetic characters alone)
- Program design:
 - repeat
 - read a character
 - if it's lower-case, convert to upper-case
 - write the character
 - until end-of-file

11

ASCII



American Standard Code for Information Interchange

	0	1	2	3	4	5	6	7	8	9	10	11	12	13	14	15
0	NUL	SOH	STX	ETX	EOT	ENQ	ACK	BEL	BS	HT	LF	VT	FF	CR	SO	SI
16	DLE	DC1	DC2	DC3	DC4	NAK	SYN	ETB	CAN	EM	SUB	ESC	FS	GS	RS	US
32	SP	!	"	#	\$	%	&	'	()	*	+	,	-	.	/
48	0	1	2	3	4	5	6	7	8	9	:	;	<	=	>	?
64	@	A	B	C	D	E	F	G	H	I	J	K	L	M	N	O
80	P	Q	R	S	T	U	V	W	X	Y	Z	[\]	^	_
96	`	a	b	c	d	e	f	g	h	i	j	k	l	m	n	o
112	p	q	r	s	t	u	v	w	x	y	z	{		}	~	DEL

Lower case: 97-122 and upper case: 65-90
E.g., 'a' is 97 and 'A' is 65 (i.e., 32 apart)

12

Implementation in C



```
#include <stdio.h>
int main(void) {
    int c;
    for ( ; ; ) {
        c = getchar();
        if (c == EOF) break;
        if ((c >= 97) && (c < 123))
            c -= 32;
        putchar(c);
    }
    return 0;
}
```

13

That's a B-minus



- Programming well means programs that are
 - Clean
 - Readable
 - Maintainable
- It's not enough that your program works!
 - We take this seriously in COS 217.

14

Avoid Mysterious Numbers



```
#include <stdio.h>
int main(void) {
    int c;
    for ( ; ; ) {
        c = getchar();
        if (c == EOF) break;
        if ((c >= 97) && (c < 123))
            c -= 32;
        putchar(c);
    }
    return 0;
}
```

Correct, but ugly to have all these hard-wired constants in the program.

15

Improvement: Character Literals



```
#include <stdio.h>
int main(void) {
    int c;
    for ( ; ; ) {
        c = getchar();
        if (c == EOF) break;
        if ((c >= 'a') && (c <= 'z'))
            c += 'A' - 'a';
        putchar(c);
    }
    return 0;
}
```

16

Improvement: Existing Libraries



Standard C Library Functions

ctype(3C)

NAME

ctype, isdigit, isxdigit, islower, isupper, isalpha, isalnum, isspace, iscntrl, ispunct, isprint, isgraph, isascii - character handling

SYNOPSIS

```
#include <ctype.h>
```

```
int isalpha(int c);
int isupper(int c);
int islower(int c);
int isdigit(int c);
int isalnum(int c);
int isspace(int c);
int ispunct(int c);
int isprint(int c);
int isgraph(int c);
int iscntrl(int c);
int toupper(int c);
int tolower(int c);
```

DESCRIPTION

These macros classify character-coded integer values. Each is a predicate returning non-zero for true, 0 for false...

The toupper() function has as a domain a type int, the value of which is representable as an unsigned char or the value of EOF.... If the argument of toupper() represents a lower-case letter ... the result is the corresponding upper-case letter. All other arguments in the domain are returned unchanged.

17

Using the ctype Library



```
#include <stdio.h>
#include <ctype.h>
int main(void) {
    int c;
    for ( ; ; ) {
        c = getchar();
        if (c == EOF) break;
        if (islower(c))
            c = toupper(c);
        putchar(c);
    }
    return 0;
}
```

Returns 1 (true) if c is between 'a' and 'z'

18

Compiling and Running



```
% ls
get-upper.c
% gcc get-upper.c
% ls
a.out get-upper.c
% a.out
```

We'll be on time today!

WE'LL BE ON TIME TODAY!

^D

%

19

Run the Code on Itself



```
% a.out < get-upper.c
#include <STDIO.H>
#include <CTYPE.H>
INT MAIN(VOID) {
    INT C;
    FOR ( ; ; ) {
        C = GETCHAR();
        IF (C == EOF) BREAK;
        IF (ISLOWER(C))
            C = TOUPPER(C);
        PUTCHAR(C);
    }
    RETURN 0;
}
```

20

Output Redirection



```
% a.out < get-upper.c > test.c
```

```
% gcc test.c
```

```
test.c:1:2: invalid preprocessing directive #INCLUDE
test.c:2:2: invalid preprocessing directive #INCLUDE
test.c:3: syntax error before "MAIN"
etc...
```

21

Review of Example #2



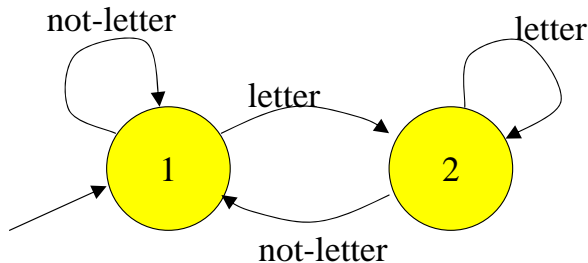
- Representing characters
 - ASCII character set
 - Character constants (e.g., 'A' or 'a')
- Manipulating characters
 - Arithmetic on characters
 - Functions like `islower()` and `toupper()`
- Compiling and running C code
 - Compile to generate `a.out`
 - Invoke `a.out` to run program
 - Can redirect `stdin` and/or `stdout`

22

Example #3: Capitalize First Letter



Deterministic Finite Automaton (DFA)



State #1: before the 1st letter of a word
State #2: after the 1st letter of a word
Capitalize on transition from state 1 to 2

“cos 217 rocks” → “Cos 217 Rocks”

23

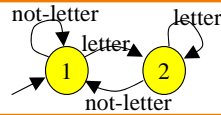
Implementation Skeleton



```
#include <stdio.h>
#include <ctype.h>
int main (void) {
    int c;
    for ( ; ; ) {
        c = getchar();
        if (c == EOF) break;
        <process one character>
    }
    return 0;
}
```

24

Implementation



<process one character> =

```
switch (state) {
  case 1:
    <state 1 action>
    break;
  case 2:
    <state 2 action>
    break;
  default:
    <this should never happen>
}
```

if (isalpha(c)) {
 putchar(toupper(c));
 state = 2;
}

if (!isalpha(c))
 state = 1;
 putchar(c);

25

Complete Implementation



```
#include <stdio.h>
#include <ctype.h>
int main(void) {
  int c; int state=1;
  for ( ; ; ) {
    c = getchar();
    if (c == EOF) break;
    switch (state) {
      case 1:
        if (isalpha(c)) {
          putchar(toupper(c));
          state = 2;
        } else putchar(c);
        break;
      case 2:
        if (!isalpha(c)) state = 1;
        putchar(c);
        break;
    }
  }
  return 0;
}
```

26

Running Code on Itself



```
% gcc upper1.c
% a.out < upper1.c
#include <Stdio.H>
#include <Ctype.H>
Int Main(Void) {
  Int C; Int State=1;
  For ( ; ; ) {
    C = Getchar();
    If (C == EOF) Break;
    Switch (State) {
      Case 1:
        If (Isalpha(C)) {
          Putchar(Toupper(C));
          State = 2;
        } Else Putchar(C);
        Break;
      Case 2:
        If (!Isalpha(C)) State = 1;
        Putchar(C);
        Break;
    }
  }
  Return 0;
}
```

27

OK, That's a B+



- Works correctly, but
 - Mysterious integer constants (“magic numbers”)
 - No modularization
 - No checking for states besides 1 and 2
- What now?
 - States should have names, not just 1,2
 - Should handle each state in a separate function
 - Good to check for unexpected variable value

28

Improvement: Names for States



- Define your own named constants
 - Enumeration of a list of items
 - `enum Statetype {NORMAL, INWORD};`
 - Declare a variable of that type
 - `enum Statetype state;`

29

Improvement: Names for States



```
#include <stdio.h>
#include <ctype.h>
enum Statetype {NORMAL, INWORD};
int main(void) {
    int c; enum Statetype state = NORMAL;
    for ( ; ; ) {
        c = getchar();
        if (c == EOF) break;
        switch (state) {
            case NORMAL:
                if (isalpha(c)) {
                    putchar(toupper(c));
                    state = INWORD;
                } else putchar(c);
                break;
            case INWORD:
                if (!isalpha(c)) state = NORMAL;
                putchar(c);
                break;
        }
    }
    return 0;
}
```

30

Improvement: Modularity



```
#include <stdio.h>
#include <ctype.h>
enum Statetype {NORMAL, INWORD};
enum Statetype handleNormalState(int c) {...}
enum Statetype handleInwordState(int c) {...}
int main(void) {
    int c;
    enum Statetype state = NORMAL;
    for ( ; ; ) {
        c = getchar();
        if (c == EOF) break;
        switch (state) {
            case NORMAL:
                state = handleNormalState(c);
                break;
            case INWORD:
                state = handleInwordState(c);
                break;
        }
    }
    return 0;
}
```

31

Improvement: Modularity



```
enum Statetype handleNormalState(int c) {
    enum Statetype state;
    if (isalpha(c)) {
        putchar(toupper(c));
        state = INWORD;
    }
    else {
        putchar(c);
        state = NORMAL;
    }
    return state;
}
```

32

Improvement: Modularity



```
enum Statetype handleInwordState(int c) {
    enum Statetype state;
    putchar(c);
    if (!isalpha(c))
        state = NORMAL;
    else
        state = INWORD;
    return state;
}
```

33

Improvement: Defensive Programming



- Assertion checks for diagnostics
 - Check that that an expected assumption holds
 - Print message to standard error (stderr) when expression is false
 - E.g., `assert(expression);`
 - Makes program easier to read, and to debug

```
switch (state) {
    case NORMAL:
        ...
        break;
    case INWORD:
        ...
        break;
    default:
        assert(0);
}
```

Should never,
ever get here.

34

Putting it Together: An “A” Effort



```
#include <stdio.h>
#include <ctype.h>

enum Statetype {NORMAL, INWORD};

enum Statetype handleNormalState(int c) {
    enum Statetype state;
    if (isalpha(c)) {
        putchar(toupper(c));
        state = INWORD;
    }
    else {
        putchar(c);
        state = NORMAL;
    }
    return state;
}
```

35

Putting it Together: An “A” Effort



```
enum Statetype handleInwordState(int c) {
    enum Statetype state;
    putchar(c);
    if (!isalpha(c))
        state = NORMAL;
    else
        state = INWORD;
    return state;
}
```

36

Putting it Together: An “A” Effort



```
int main(void) {
    int c;
    enum Statetype state = NORMAL;
    for ( ; ; ) {
        c = getchar();
        if (c == EOF) break;
        switch (state) {
            case NORMAL:
                state = handleNormalState(c);
                break;
            case INWORD:
                state = handleInwordState(c);
                break;
        }
    }
    return 0;
}
```

37

Review of Example #3



- Deterministic Finite Automaton
 - Two or more states
 - Actions in each state, or during transition
 - Conditions for transitioning between states
- Expectations for COS 217 assignments
 - Modularity (breaking into distinct functions)
 - Readability (meaningful names for variables and values)
 - Diagnostics (assertion checks to catch mistakes)
 - See K&P book for style guidelines specification

38