



Optimizing Malloc and Free

Prof. David August
COS 217

Reading: Section 8.7 in K&R book
<http://gee.cs.oswego.edu/dl/html/malloc.html>

1

Goals of This Lecture



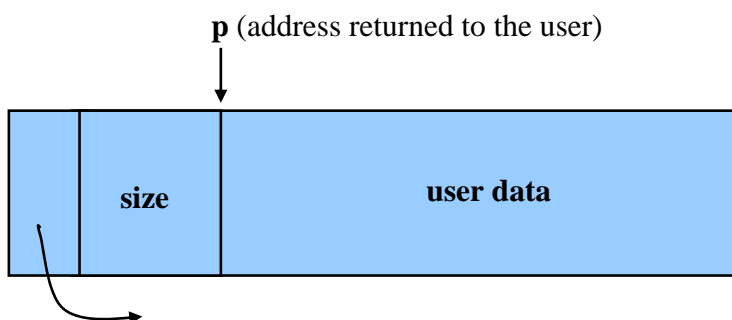
- Brief review of K&R implementation
 - Circular linked list of free chunks, with pointer and size in header
 - Malloc: first-fit algorithm, with splitting
 - Free: coalescing with adjacent chunks, if they are free
 - Limitations
 - Fragmentation of memory due to first-fit strategy
 - Linear time to scan the list during `malloc` and `free`
- Optimizations related to assignment #4
 - Placement choice, splitting, and coalescing
 - Faster free
 - Size information in both header and footer
 - Next and previous free-list pointers in header and footer
 - Faster malloc
 - Separate free list for free chunks of different sizes
 - One bin per chunk size, or one bin for a range of sizes

2

Free Chunk: Pointer, Size, Data



- Free chunk in memory
 - Pointer to the next chunk
 - Size of the chunk
 - User data

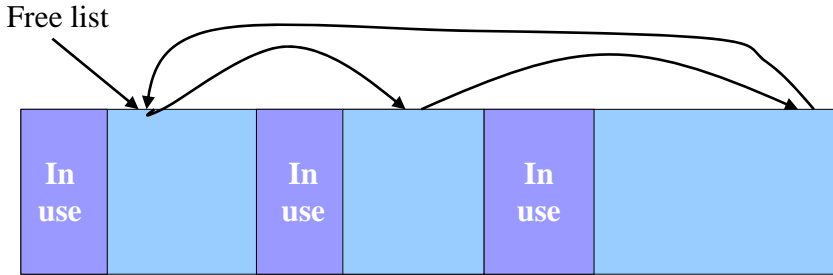


3

Free List: Circular Linked List



- Free chunks, linked together
 - Example: circular linked list
- Keep list in order of increasing addresses
 - Makes it easier to coalesce adjacent free chunks

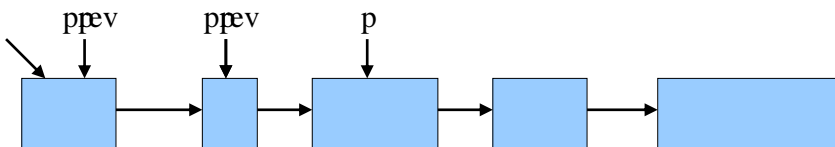


4

Malloc: First-Fit Algorithm



- Start at the beginning of the list
 - Keep a pointer to the previous element
- Sequence through the list
- Stop when reaching first chunk that is big enough
 - Patch up the list
 - Return a chunk to the user

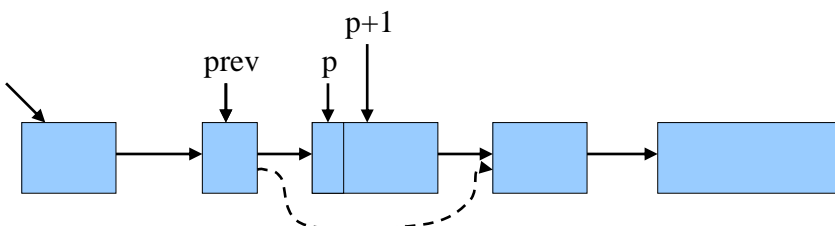


5

Malloc: First Case, A Perfect Fit



- Suppose the first fit is a perfect fit
 - Remove the chunk from the list
 - Link the previous free chunk with the next free chunk
 - Return the current to the user (skipping header)

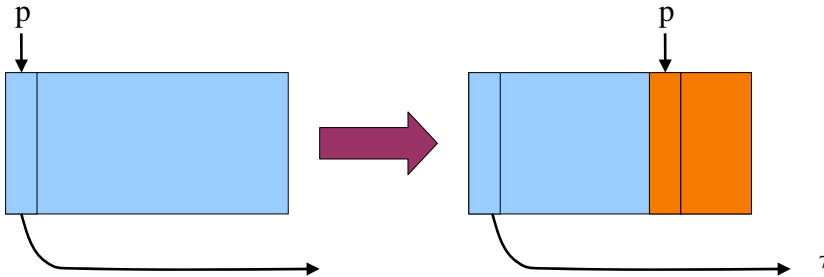


6

Malloc: Second Case: Big Chunk



- Suppose the chunk is bigger than requested
 - Divide the free chunk into two chunks
 - Keep first (now smaller) chunk in the free list
 - Allocate the second chunk to the user

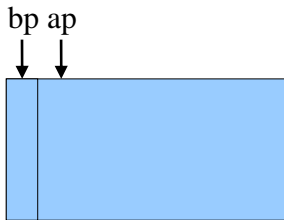


7

Free



- User passes a pointer to the memory chunk
 - `void free(void *ap);`
- Free function inserts chunk into the list
 - Identify the start of entry
 - Find the location in the free list
 - Add to the list, coalescing entries, if needed

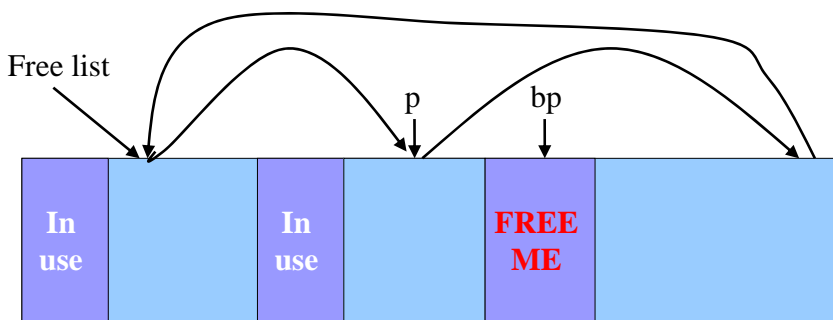


8

Free: Finding Location to Insert



- Start at the beginning
- Sequence through the list
- Stop at last entry before the to-be-freed element

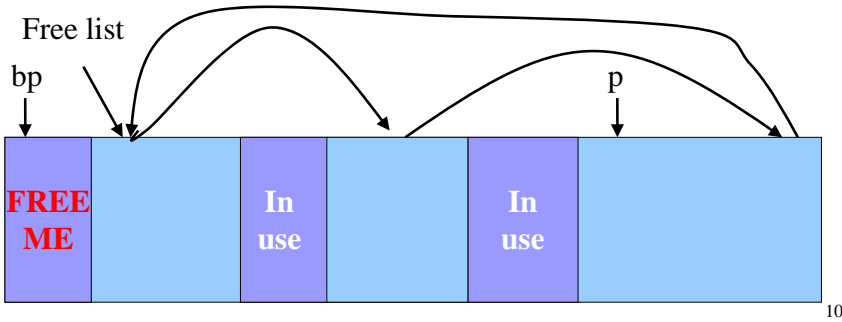


9

Free: Handling Corner Cases



- Check for wrap-around in memory
 - To-be-freed chunk is before first entry in the free list, or
 - To-be-freed chunk is after the last entry in the free list

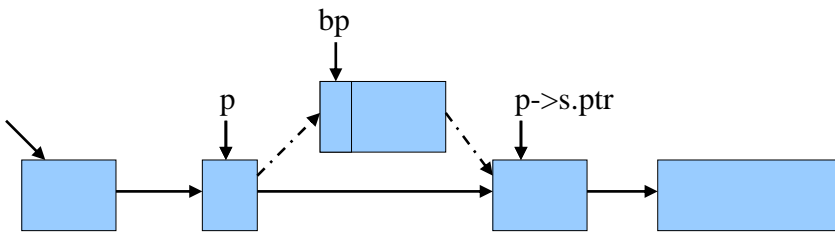


10

Free: Inserting Into Free List



- New element to add to free list
- Insert in between previous and next entries
- But, there may be opportunities to coalesce

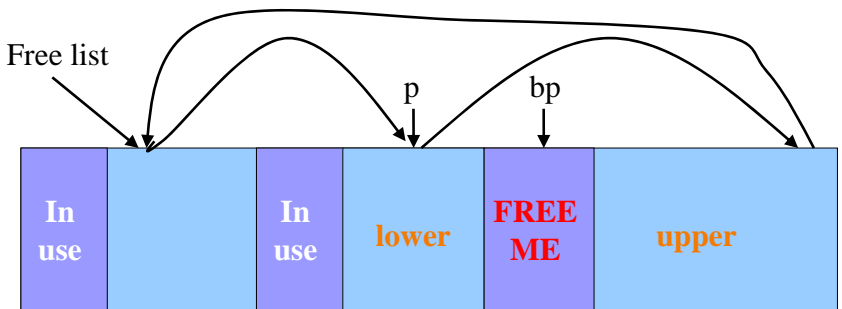


11

Coalescing With Neighbors



- Scanning the list finds the location for inserting
 - Pointer to to-be-freed element: **bp**
 - Pointer to previous element in free list: **p**
- Coalescing into larger free chunks
 - Check if contiguous to upper and lower neighbors

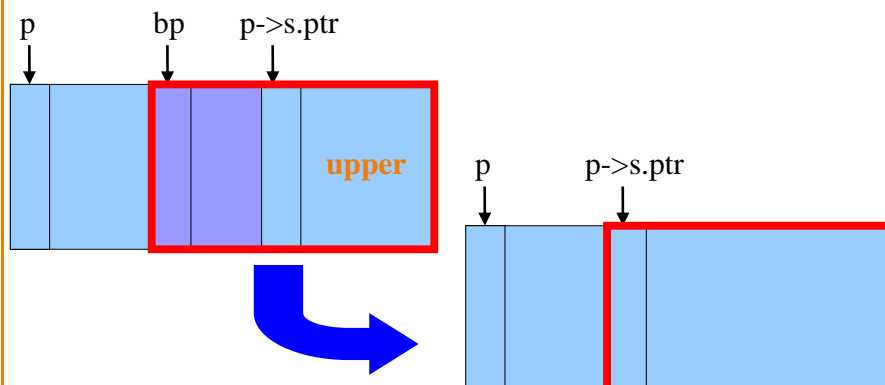


12

Coalesce With Upper Neighbor



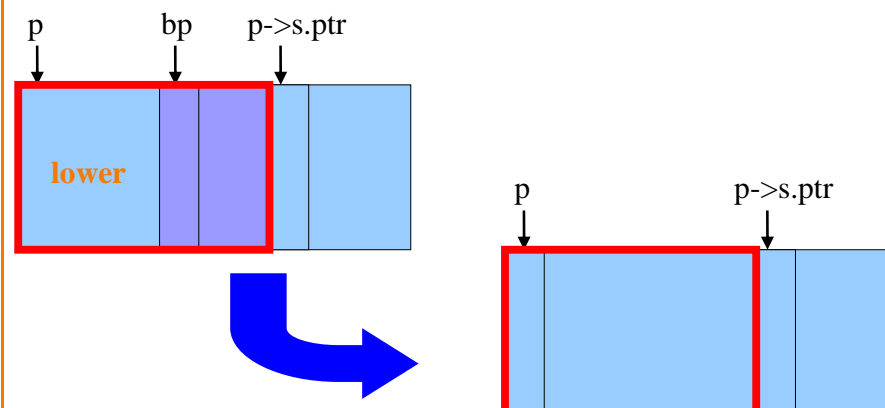
- Check if next part of memory is in the free list
- If so, make into one bigger chunk
- Else, simply point to the next free element



Coalesce With Lower Neighbor



- Check if previous part of memory is in the free list
- If so, make into one bigger chunk



K&R Malloc and Free



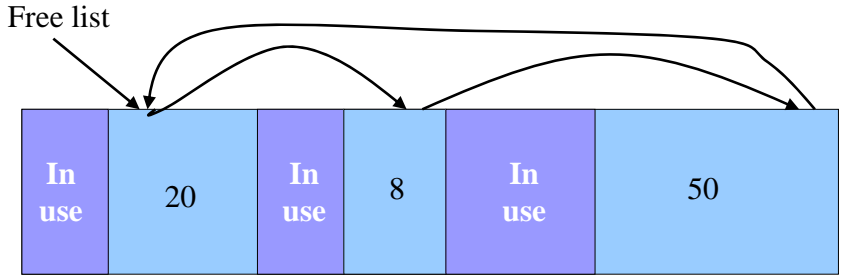
- **Advantages**
 - Simplicity of the code
- **Optimizations**
 - Roving free-list pointer is left at the last place a chunk was allocated
 - Splitting large free chunks to avoid wasting space
 - Coalescing contiguous free chunks to reduce fragmentation
- **Limitations**
 - Inefficient use of memory: fragmentation
 - Best-fit policy can leave lots of “holes” of free chunks in memory
 - Long execution times: linear-time overhead
 - Malloc scans the free list to find a big-enough chunk
 - Free scans the free list to find where to insert a chunk

Improvements: Placement



- **Placement:** reducing fragmentation

- Deciding which free chunk to use to satisfy a `malloc()` request
- K&R uses “first fit” (really, “next fit”)
 - Example: `malloc(8)` would choose the 20-byte chunk
- *Alternative:* “best fit” or “good fit” to avoid wasting space
 - Example: `malloc(8)` would choose the 8-byte chunk

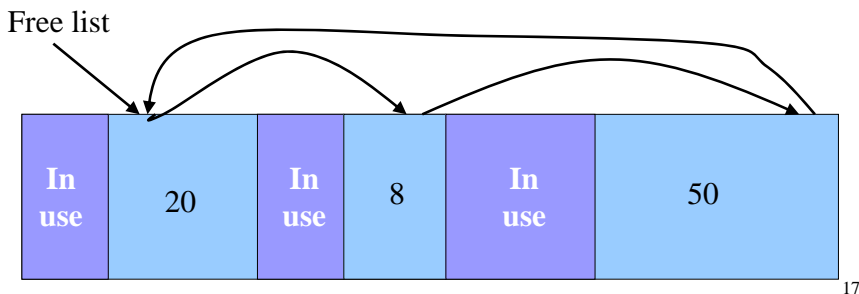


Improvements: Splitting



- **Splitting:** avoiding wasted memory

- Subdividing a large free chunk, and giving part to the user
- K&R `malloc()` does splitting whenever the free chunk is too big
 - Example: `malloc(14)` splits the 20-byte chunk
- *Alternative:* selective splitting, only when the savings is big enough
 - Example: `malloc(14)` allocates the entire 20-byte chunk

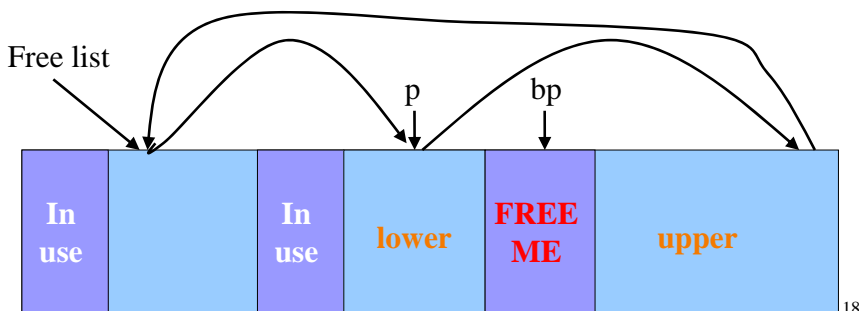


Improvements: Coalescing



- **Coalescing:** reducing fragmentation

- Combining contiguous free chunks into a larger free chunk
- K&R does coalescing in `free()` whenever possible
 - Example: combine free chunk with lower and upper neighbors
- *Alternative:* deferred coalescing, done only intermittently
 - Example: wait, and coalesce many entries at a time later



Improvements: Faster Free



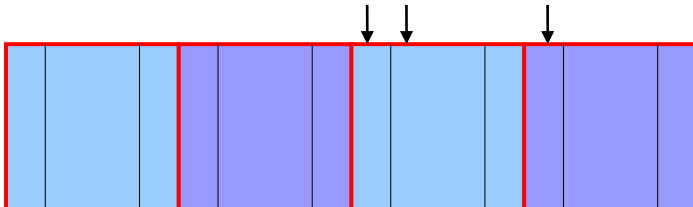
- Performance problems with K&R `free()`
 - Scanning the free list to know where to insert
 - Keeping track of the “previous” node to do the insertion
- Doubly-linked, non-circular list
 - Header
 - Size of the chunk (in # of units)
 - Flag indicating whether the chunk is free or in use
 - If free, a pointer to the next free chunk
 - Footer in all chunks
 - Size of the chunk (in # of units)
 - If free, a pointer to the previous free chunk

h		f
e		o
a		o
d		t

Size: Finding Next Chunk



- Go quickly to next chunk in memory
 - Start with the user's data portion of the chunk
 - Go backwards to the head of the chunk
 - Easy, since you know the size of the header
 - Go forward to the head of the next chunk
 - Easy, since you know the size of the current chunk

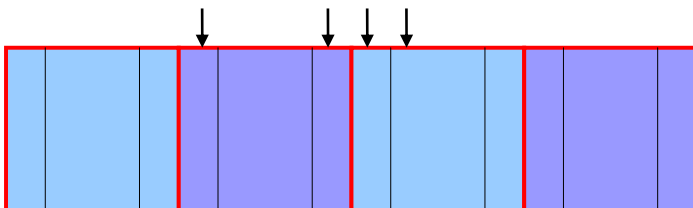


20

Size: Finding Previous Chunk



- Go quickly to previous chunk in memory
 - Start with the user's data portion of the chunk
 - Go backwards to the head of the chunk
 - Easy, since you know the size of the header
 - Go backwards to the footer of the previous chunk
 - Easy, since you know the size of the footer
 - Go backwards to the header of the previous chunk
 - Easy, since you know the chunk size from the footer

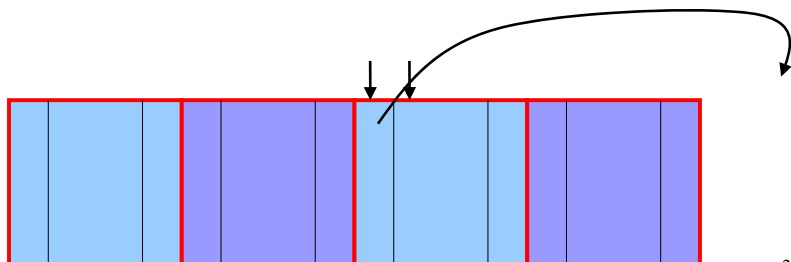


21

Pointers: Next Free Chunk



- Go quickly to next free chunk in memory
 - Start with the user's data portion of the chunk
 - Go backwards to the head of the chunk
 - Easy, since you know the size of the header
 - Go forwards to the next free chunk
 - Easy, since you have the next free pointer

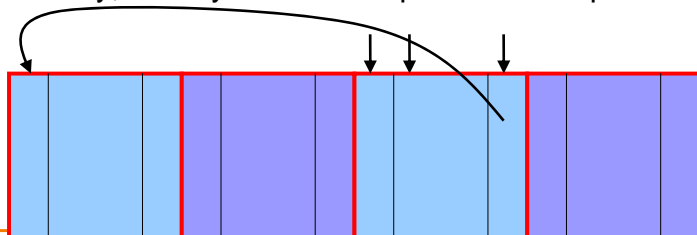


22

Pointers: Previous Free Chunk



- Go quickly to previous free chunk in memory
 - Start with the user's data portion of the chunk
 - Go backwards to the head of the chunk
 - Easy, since you know the size of the header
 - Go forwards to the footer of the chunk
 - Easy, since you know the chunk size from the header
 - Go backwards to the previous free chunk
 - Easy, since you have the previous free pointer



23

Efficient Free



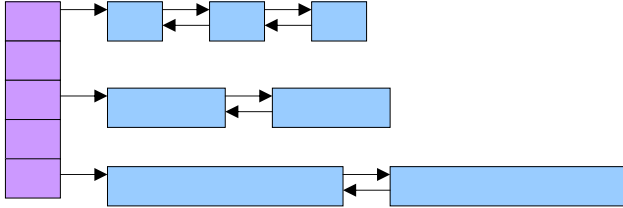
- Before: K&R
 - Scan the free list till you find the place to insert
 - Needed to see if you can coalesce adjacent chunks
 - Expensive for loop with several pointer comparisons
- After: with header/footer and doubly-linked list
 - Coalescing with the previous chunk in memory
 - Check if previous chunk in memory is also free
 - If so, coalesce
 - Coalescing with the next chunk in memory the same way
 - Add the new, larger chunk to the front of the linked list

24

But Malloc is Still Slow...



- Still need to scan the free list
 - To find the first, or best, chunk that fits
- Root of the problem
 - Free chunks have a wide range of sizes
- Solution: binning
 - Separate free lists by chunk size
 - Implemented as an array of free-list pointers

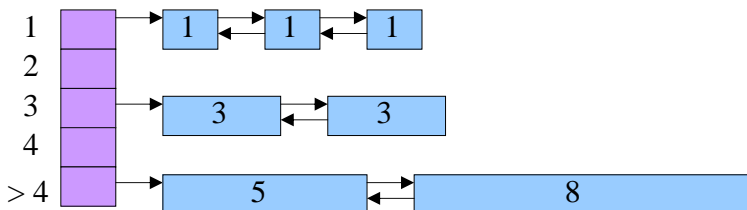


25

Binning Strategies: Exact Fit



- Have a bin for each chunk size, up to a limit
 - Advantages: no search for requests up to that size
 - Disadvantages: many bins, each storing a pointer
- Except for a final bin for all larger free chunks
 - For allocating larger amounts of memory
 - For splitting to create smaller chunks, when needed

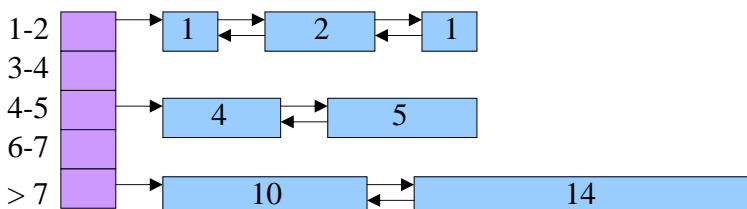


26

Binning Strategies: Range



- Have a bin cover a range of sizes, up to a limit
 - Advantages: fewer bins
 - Disadvantages: need to search for a big enough chunk
- Except for a final bin for all larger free chunks
 - For allocating larger amounts of memory
 - For splitting to create smaller chunks, when needed



27

Stupid Programmer Tricks



- Reducing small allocs, especially strings

```
typedef struct Entry {
    struct Entry *e_next;
    int e_count;
    char e_string[1];
} Entry;
```

28

Stupid Programmer Tricks



- Inside the malloc library

```
if (size < 32)
    size = 32;
else if (size > 2048)
    size = 4096 * ((size+4095)/4096);
else if (size & (size-1)) {
    find next larger power-of-two
}
```

29

Stupid Programmer Tricks



- Defeating your malloc library

```
typedef struct MyData {
    struct MyData *md_nextFree;
    ...
} MyData;

MyData *mdFreePtr;

void MyData_Free(MyData *ent) {ent->md_nextFree = mdFreePtr;
    mdFreePtr = ent;}

MyData *MyData_Alloc(void) {
    if (mdFreePtr != NULL)
        manipulate list, return first item
    else
        allocate array of items, add all to free list
}
```

30

Suggestions for Assignment #4



- **Debugging memory management code is hard**
 - A bug in your code might stomp on the headers or footers
 - ... making it very hard to understand where you are in memory
- **Suggestion: debug carefully as you go along**
 - Write little bits of code at a time, and test as you go
 - Use assertion checks very liberally to catch mistakes early
 - Use functions to apply higher-level checks on your list
 - E.g., all free-list elements are marked as free
 - E.g., each chunk pointer is within the heap range
 - E.g., the chunk size in header and footer are the same
- **Suggestion: working in pairs**
 - Think (and discuss) how to collaborate together
- **Suggestion: draw lots and lots of pictures**

31

Conclusions



- **K&R malloc and free have limitations**
 - Fragmentation of the free space
 - Due to the first-fit strategy
 - Linear time for malloc and free
 - Due to the need to scan the free list
- **Optimizations**
 - Faster **free**
 - Headers and footers
 - Size information and doubly-linked free list
 - Faster **malloc**
 - Multiple free lists, one per size (or range of sizes)

32